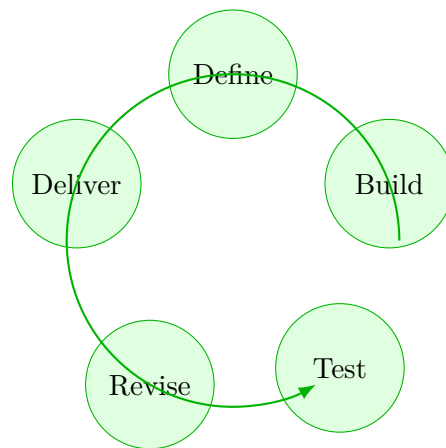


Summit SPAN 1: Spanish I

Summit fully illustrated textbook edition



Original Summit-authored instructional text generated from the live course runtime, bibliography layer, and assessment structure.

March 22, 2026

@@TOKEN_0@@ Summit first edition draft @@TOKEN_1@@ high-school @@TOKEN_2@@ 1
@@TOKEN_3@@ 14 weeks @@TOKEN_4@@ 6-7 hours each week

Originality note

This textbook is a Summit-authored instructional text. It is informed by the course bibliography in @@TOKEN_0@@ and by open academic references used elsewhere in Summit, but it does not copy or restate any single commercial textbook.

How this textbook was built

This book was generated from the live Summit course runtime for Spanish I: the syllabus, lesson sequence, reading chapters, guided practice, homework sets, quizzes, mastery exam, and workload standard. The design goal is to give a student a usable, course-complete book while preserving original Summit wording and sequencing.

Introductory listening, speaking, reading, writing, and cultural understanding in Spanish.

Systems chapters should keep interactions, constraints, and decision consequences visible instead of treating each variable in isolation.

This volume is structured as a teaching book rather than a bare note pack. Every chapter contains explanation, worked examples, guided practice, chapter homework, and a rear answer key so the student can study independently and still get disciplined feedback.

Course use guide

- Read one chapter at a time in sequence; each chapter is aligned to a live lesson block in the course workspace.
- Rebuild the worked examples before attempting the graded homework or quiz material.
- Keep a scratch notebook beside the text and write down assumptions, diagrams, and the points where you usually get stuck.
- Use the course tutor, guided practice, and homework only after you can explain the chapter in your own words.

Contents

Originality note	ii
How this textbook was built	iii
Course use guide	iv
Course map	vi
Prerequisite and readiness position	vii
Semester workload standard	viii
Reference basis	ix
1 Chapter 1 Foundations and language	1
2 Chapter 2 Reasoning and structure	6
3 Chapter 3 Application and communication	11
4 Chapter 4 Cumulative mastery	17
5 Quiz review and official exam preparation	22
6 Course vocabulary index	24
7 Back-of-book answers and solution outlines	25

Course map

- 4 live lesson chapters
- 4 graded homework checkpoints
- 2 timed quizzes
- 1 cumulative mastery exam
- 4 declared course outcomes

Prerequisite and readiness position

This course is a gateway course in the current Summit sequence.

Semester workload standard

Summit runtime workload label: 6-7 hours each week.

Reference basis

Primary synthesis anchors from the bibliography for this course (50 listed references total):

1. Vistas
2. Temas AP Spanish Language and Culture
3. Chez nous: Branché sur le monde francophone
4. Wheelocks Latin
5. Must Know High School Basic Spanish
6. Hispania
7. Catalogue
8. Books of 1912-

Chapter 1

Chapter 1 Foundations and language

Chapter purpose

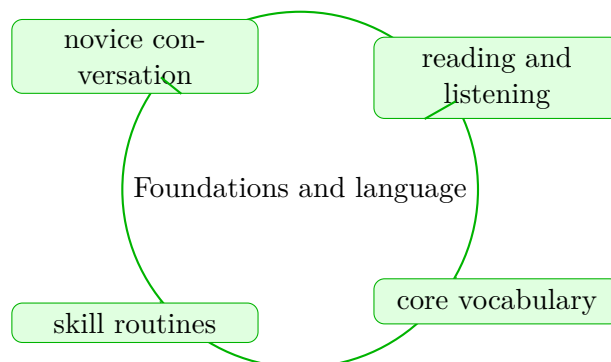
Introduce the baseline language, vocabulary, and structures that students need before Spanish I can become fluent and flexible.

This chapter sits at the opening of Spanish I. It develops novice conversation, reading and listening, core vocabulary, and skill routines so that the student can move from explanation to execution without losing the thread of the course.

The student should read this chapter with a network mindset. Whether the subject is management, operations, infrastructure, or policy, the point is to see how local choices reshape the whole system. The book therefore emphasizes interdependence, feedback, and tradeoff reasoning.

Core ideas

- novice conversation
- reading and listening
- core vocabulary
- skill routines



How to think through this chapter

Method in this family usually starts by naming the system boundary, the objective function or decision goal, the important constraints, and the major stakeholders. From there the student should structure the analysis so that recommendations remain traceable to evidence.

When working this chapter, keep the following question active: @@TOKEN_0@@ A good student answer should connect setup, assumptions, and conclusion instead of only chasing a final number or sentence.

Introduce the baseline language, vocabulary, and structures that students need before Spanish I can become fluent and flexible.

Why Foundations and language matters in Spanish I

Foundations and language is not just another topic block. It is where students learn to organize their thinking so that novice conversation becomes a deliberate tool instead of a memorized step list.

Summit treats this lesson as applied reasoning: students should be able to say what the model is doing, what assumptions it needs, and why the conclusion would hold up under review.

How strong students move through this material

The strongest approach is to begin with the governing idea, then connect it to the problem setup, and only then carry out the detailed work. In this lesson that usually means centering novice conversation before letting algebra, computation, or design detail take over.

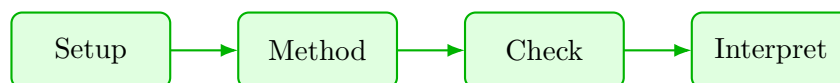
When reading and listening enters the picture, the student should already know what variables, constraints, or interpretations matter. That prevents the work from collapsing into disconnected steps.

What to watch for when the work gets harder

core vocabulary usually separate surface familiarity from real mastery. This is where students need to slow down, keep notation disciplined, and explain why the method choice still fits the problem.

A top-quality solution is not just correct. It is organized, explicit about assumptions, and clear enough that another engineer or instructor could audit the logic without guessing what was meant.

Worked example



@@TOKEN_0@@ Outline a complete spanish i approach that uses novice conversation to reason through reading and listening.

1. Start by identifying the governing principle behind novice conversation and state the assumptions that make it valid in this setting.
2. Define the variables, coordinate choices, constraints, or design criteria that control reading and listening.
3. Carry the method through in a disciplined sequence, showing where novice conversation shapes the setup and intermediate steps.
4. Close with an engineering interpretation that explains what the result means and why the conclusion is reasonable.

Read this example twice: once for the flow of ideas and once for the technical structure of the solution.

Worked-through guided example

@@TOKEN_0@@ Work a spanish i problem built around novice conversation. Explain the setup, the governing method, and the final conclusion you would defend.

1. State why novice conversation is the controlling idea in this problem.
2. List the variables, assumptions, and governing relationships before trying to solve.
3. Carry the reasoning forward in a clean sequence and end with a technical interpretation.

A complete solution begins from novice conversation, applies the correct course method, and closes with a written interpretation that explains why the result is reasonable.

Instructor commentary

Students should annotate this chapter for structure, not just facts. Mark where the argument changes direction, where the method requires a hidden assumption, and where the conclusion becomes more general than the worked example. If the chapter feels easy while you are reading it but difficult when you close the page, you have not yet converted recognition into mastery.

Study should alternate between framework notes, applied cases, and short decision memos so that analysis and communication stay connected.

Practice while you read

Foundations and language guided practice

Introduce the baseline language, vocabulary, and structures that students need before Spanish I can become fluent and flexible.

@@TOKEN_0@@ Work a spanish i problem built around novice conversation. Explain the setup, the governing method, and the final conclusion you would defend.

- Hint: Return to the key idea novice conversation and identify what assumptions, variables, or constraints must be fixed before you work forward.
- Step 1: State why novice conversation is the controlling idea in this problem.
- Step 2: List the variables, assumptions, and governing relationships before trying to solve.
- Step 3: Carry the reasoning forward in a clean sequence and end with a technical interpretation.
- Checkpoint: A strong checkpoint answer identifies novice conversation, builds a disciplined setup, and defends a final conclusion.

@@TOKEN_0@@ Work a spanish i problem built around reading and listening. Explain the setup, the governing method, and the final conclusion you would defend.

- Hint: Return to the key idea reading and listening and identify what assumptions, variables, or constraints must be fixed before you work forward.
- Step 1: State why reading and listening is the controlling idea in this problem.
- Step 2: List the variables, assumptions, and governing relationships before trying to solve.
- Step 3: Carry the reasoning forward in a clean sequence and end with a technical interpretation.
- Checkpoint: A strong checkpoint answer identifies reading and listening, builds a disciplined setup, and defends a final conclusion.

Chapter homework

@@TOKEN_0@@ Introduce the baseline language, vocabulary, and structures that students need before Spanish I can become fluent and flexible.

1. Complete a full spanish i problem centered on novice conversation. State the setup, the governing method, and the engineering conclusion you would defend.
2. Complete a full spanish i problem centered on reading and listening. State the setup, the governing method, and the engineering conclusion you would defend.
3. Complete a full spanish i problem centered on core vocabulary. State the setup, the governing method, and the engineering conclusion you would defend.

4. Complete a full spanish i problem centered on skill routines. State the setup, the governing method, and the engineering conclusion you would defend.

Answers for these homework problems appear in the back-of-book answer key.

Chapter summary and study notes

- Explain when novice conversation is the right tool and when it is not.
- Carry a full solution or analysis from setup to conclusion without skipping assumptions.
- Use notation, units, and technical language clearly enough for formal grading.

Study tips

- Name the governing idea first: novice conversation.
- Write down assumptions and constraints before pushing through calculations or design choices.
- End every serious solution with a technical interpretation, not only a final number or label.

Common traps

- Jumping into symbol manipulation before the governing model is clear.
- Treating the procedure like a script instead of checking whether the assumptions still hold.
- Stopping at the answer line without explaining what the result means in context.

Family-level errors to watch for

- Optimizing one piece of the system without checking spillover effects.
- Confusing a metric with the real decision objective.
- Making recommendations without showing the logic or tradeoffs behind them.

Chapter 2

Chapter 2 Reasoning and structure

Chapter purpose

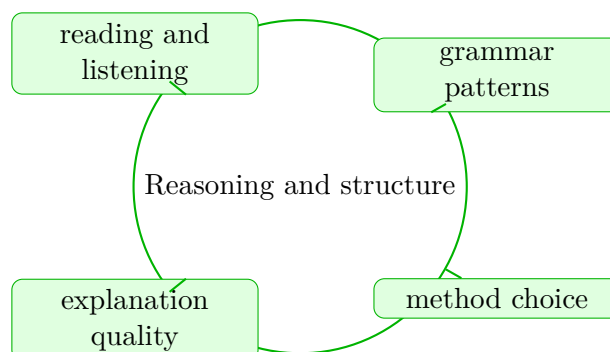
Move beyond vocabulary into the deeper patterns, methods, and reasoning moves that organize Spanish I.

This chapter sits in the middle of Spanish I. It develops reading and listening, grammar patterns, method choice, and explanation quality so that the student can move from explanation to execution without losing the thread of the course.

The student should read this chapter with a network mindset. Whether the subject is management, operations, infrastructure, or policy, the point is to see how local choices reshape the whole system. The book therefore emphasizes interdependence, feedback, and tradeoff reasoning.

Core ideas

- reading and listening
- grammar patterns
- method choice
- explanation quality



How to think through this chapter

Method in this family usually starts by naming the system boundary, the objective function or decision goal, the important constraints, and the major stakeholders. From there the student should structure the analysis so that recommendations remain traceable to evidence.

When working this chapter, keep the following question active: @@TOKEN_0@@ A good student answer should connect setup, assumptions, and conclusion instead of only chasing a final number or sentence.

Move beyond vocabulary into the deeper patterns, methods, and reasoning moves that organize Spanish I.

Why Reasoning and structure matters in Spanish I

Reasoning and structure is not just another topic block. It is where students learn to organize their thinking so that reading and listening becomes a deliberate tool instead of a memorized step list.

Summit treats this lesson as applied reasoning: students should be able to say what the model is doing, what assumptions it needs, and why the conclusion would hold up under review.

How strong students move through this material

The strongest approach is to begin with the governing idea, then connect it to the problem setup, and only then carry out the detailed work. In this lesson that usually means centering reading and listening before letting algebra, computation, or design detail take over.

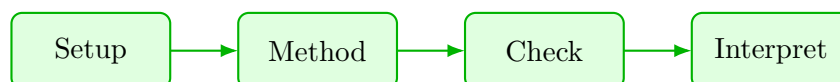
When grammar patterns enters the picture, the student should already know what variables, constraints, or interpretations matter. That prevents the work from collapsing into disconnected steps.

What to watch for when the work gets harder

method choice usually separate surface familiarity from real mastery. This is where students need to slow down, keep notation disciplined, and explain why the method choice still fits the problem.

A top-quality solution is not just correct. It is organized, explicit about assumptions, and clear enough that another engineer or instructor could audit the logic without guessing what was meant.

Worked example



@@TOKEN_0@@ Outline a complete spanish i approach that uses reading and listening to reason through grammar patterns.

1. Start by identifying the governing principle behind reading and listening and state the assumptions that make it valid in this setting.
2. Define the variables, coordinate choices, constraints, or design criteria that control grammar patterns.
3. Carry the method through in a disciplined sequence, showing where reading and listening shapes the setup and intermediate steps.
4. Close with an engineering interpretation that explains what the result means and why the conclusion is reasonable.

Read this example twice: once for the flow of ideas and once for the technical structure of the solution.

Worked-through guided example

@@TOKEN_0@@ Work a spanish i problem built around reading and listening. Explain the setup, the governing method, and the final conclusion you would defend.

1. State why reading and listening is the controlling idea in this problem.
2. List the variables, assumptions, and governing relationships before trying to solve.
3. Carry the reasoning forward in a clean sequence and end with a technical interpretation.

A complete solution begins from reading and listening, applies the correct course method, and closes with a written interpretation that explains why the result is reasonable.

Instructor commentary

Students should annotate this chapter for structure, not just facts. Mark where the argument changes direction, where the method requires a hidden assumption, and where the conclusion becomes more general than the worked example. If the chapter feels easy while you are reading it but difficult when you close the page, you have not yet converted recognition into mastery.

Study should alternate between framework notes, applied cases, and short decision memos so that analysis and communication stay connected.

Practice while you read

Reasoning and structure guided practice

Move beyond vocabulary into the deeper patterns, methods, and reasoning moves that organize Spanish I.

@@TOKEN_0@@ Work a spanish i problem built around reading and listening. Explain the setup, the governing method, and the final conclusion you would defend.

- Hint: Return to the key idea reading and listening and identify what assumptions, variables, or constraints must be fixed before you work forward.
- Step 1: State why reading and listening is the controlling idea in this problem.
- Step 2: List the variables, assumptions, and governing relationships before trying to solve.
- Step 3: Carry the reasoning forward in a clean sequence and end with a technical interpretation.
- Checkpoint: A strong checkpoint answer identifies reading and listening, builds a disciplined setup, and defends a final conclusion.

@@TOKEN_0@@ Work a spanish i problem built around grammar patterns. Explain the setup, the governing method, and the final conclusion you would defend.

- Hint: Return to the key idea grammar patterns and identify what assumptions, variables, or constraints must be fixed before you work forward.
- Step 1: State why grammar patterns is the controlling idea in this problem.
- Step 2: List the variables, assumptions, and governing relationships before trying to solve.
- Step 3: Carry the reasoning forward in a clean sequence and end with a technical interpretation.
- Checkpoint: A strong checkpoint answer identifies grammar patterns, builds a disciplined setup, and defends a final conclusion.

Chapter homework

@@TOKEN_0@@ Move beyond vocabulary into the deeper patterns, methods, and reasoning moves that organize Spanish I.

1. Complete a full spanish i problem centered on reading and listening. State the setup, the governing method, and the engineering conclusion you would defend.
2. Complete a full spanish i problem centered on grammar patterns. State the setup, the governing method, and the engineering conclusion you would defend.
3. Complete a full spanish i problem centered on method choice. State the setup, the governing method, and the engineering conclusion you would defend.
4. Complete a full spanish i problem centered on explanation quality. State the setup, the governing method, and the engineering conclusion you would defend.

Answers for these homework problems appear in the back-of-book answer key.

Chapter summary and study notes

- Explain when reading and listening is the right tool and when it is not.
- Carry a full solution or analysis from setup to conclusion without skipping assumptions.
- Use notation, units, and technical language clearly enough for formal grading.

Study tips

- Name the governing idea first: reading and listening.
- Write down assumptions and constraints before pushing through calculations or design choices.
- End every serious solution with a technical interpretation, not only a final number or label.

Common traps

- Jumping into symbol manipulation before the governing model is clear.
- Treating the procedure like a script instead of checking whether the assumptions still hold.
- Stopping at the answer line without explaining what the result means in context.

Family-level errors to watch for

- Optimizing one piece of the system without checking spillover effects.
- Confusing a metric with the real decision objective.
- Making recommendations without showing the logic or tradeoffs behind them.

Chapter 3

Chapter 3 Application and communication

Chapter purpose

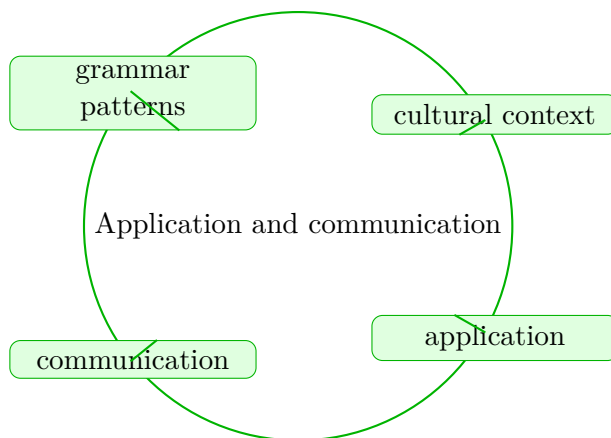
Apply the course ideas in richer tasks that require students to show work, communicate clearly, and defend choices.

This chapter sits in the middle of Spanish I. It develops grammar patterns, cultural context, application, and communication so that the student can move from explanation to execution without losing the thread of the course.

The student should read this chapter with a network mindset. Whether the subject is management, operations, infrastructure, or policy, the point is to see how local choices reshape the whole system. The book therefore emphasizes interdependence, feedback, and tradeoff reasoning.

Core ideas

- grammar patterns
- cultural context
- application
- communication



How to think through this chapter

Method in this family usually starts by naming the system boundary, the objective function or decision goal, the important constraints, and the major stakeholders. From there the student should structure the analysis so that recommendations remain traceable to evidence.

When working this chapter, keep the following question active: @@TOKEN_0@@ A good student answer should connect setup, assumptions, and conclusion instead of only chasing a final number or sentence.

Apply the course ideas in richer tasks that require students to show work, communicate clearly, and defend choices.

Why Application and communication matters in Spanish I

Application and communication is not just another topic block. It is where students learn to organize their thinking so that grammar patterns becomes a deliberate tool instead of a memorized step list.

Summit treats this lesson as applied reasoning: students should be able to say what the model is doing, what assumptions it needs, and why the conclusion would hold up under review.

How strong students move through this material

The strongest approach is to begin with the governing idea, then connect it to the problem setup, and only then carry out the detailed work. In this lesson that usually means centering grammar patterns before letting algebra, computation, or design detail take over.

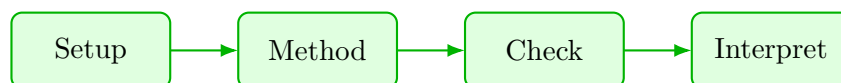
When cultural context enters the picture, the student should already know what variables, constraints, or interpretations matter. That prevents the work from collapsing into disconnected steps.

What to watch for when the work gets harder

application usually separate surface familiarity from real mastery. This is where students need to slow down, keep notation disciplined, and explain why the method choice still fits the problem.

A top-quality solution is not just correct. It is organized, explicit about assumptions, and clear enough that another engineer or instructor could audit the logic without guessing what was meant.

Worked example



@@TOKEN_0@@ Outline a complete spanish i approach that uses grammar patterns to reason through cultural context.

1. Start by identifying the governing principle behind grammar patterns and state the assumptions that make it valid in this setting.
2. Define the variables, coordinate choices, constraints, or design criteria that control cultural context.
3. Carry the method through in a disciplined sequence, showing where grammar patterns shapes the setup and intermediate steps.
4. Close with an engineering interpretation that explains what the result means and why the conclusion is reasonable.

Read this example twice: once for the flow of ideas and once for the technical structure of the solution.

Worked-through guided example

@@TOKEN_0@@ Work a spanish i problem built around grammar patterns. Explain the setup, the governing method, and the final conclusion you would defend.

1. State why grammar patterns is the controlling idea in this problem.
2. List the variables, assumptions, and governing relationships before trying to solve.
3. Carry the reasoning forward in a clean sequence and end with a technical interpretation.

A complete solution begins from grammar patterns, applies the correct course method, and closes with a written interpretation that explains why the result is reasonable.

Instructor commentary

Students should annotate this chapter for structure, not just facts. Mark where the argument changes direction, where the method requires a hidden assumption, and where the conclusion becomes more general than the worked example. If the chapter feels easy while you are reading it but difficult when you close the page, you have not yet converted recognition into mastery.

Study should alternate between framework notes, applied cases, and short decision memos so that analysis and communication stay connected.

Practice while you read

Application and communication guided practice

Apply the course ideas in richer tasks that require students to show work, communicate clearly, and defend choices.

@@TOKEN_0@@ Work a spanish i problem built around grammar patterns. Explain the setup, the governing method, and the final conclusion you would defend.

- Hint: Return to the key idea grammar patterns and identify what assumptions, variables, or constraints must be fixed before you work forward.
- Step 1: State why grammar patterns is the controlling idea in this problem.
- Step 2: List the variables, assumptions, and governing relationships before trying to solve.
- Step 3: Carry the reasoning forward in a clean sequence and end with a technical interpretation.
- Checkpoint: A strong checkpoint answer identifies grammar patterns, builds a disciplined setup, and defends a final conclusion.

@@TOKEN_0@@ Work a spanish i problem built around cultural context. Explain the setup, the governing method, and the final conclusion you would defend.

- Hint: Return to the key idea cultural context and identify what assumptions, variables, or constraints must be fixed before you work forward.
- Step 1: State why cultural context is the controlling idea in this problem.
- Step 2: List the variables, assumptions, and governing relationships before trying to solve.
- Step 3: Carry the reasoning forward in a clean sequence and end with a technical interpretation.
- Checkpoint: A strong checkpoint answer identifies cultural context, builds a disciplined setup, and defends a final conclusion.

Chapter homework

@@TOKEN_0@@ Apply the course ideas in richer tasks that require students to show work, communicate clearly, and defend choices.

1. Complete a full spanish i problem centered on grammar patterns. State the setup, the governing method, and the engineering conclusion you would defend.
2. Complete a full spanish i problem centered on cultural context. State the setup, the governing method, and the engineering conclusion you would defend.
3. Complete a full spanish i problem centered on application. State the setup, the governing method, and the engineering conclusion you would defend.
4. Complete a full spanish i problem centered on communication. State the setup, the governing method, and the engineering conclusion you would defend.

Answers for these homework problems appear in the back-of-book answer key.

Chapter summary and study notes

- Explain when grammar patterns is the right tool and when it is not.
- Carry a full solution or analysis from setup to conclusion without skipping assumptions.
- Use notation, units, and technical language clearly enough for formal grading.

Study tips

- Name the governing idea first: grammar patterns.
- Write down assumptions and constraints before pushing through calculations or design choices.
- End every serious solution with a technical interpretation, not only a final number or label.

Common traps

- Jumping into symbol manipulation before the governing model is clear.
- Treating the procedure like a script instead of checking whether the assumptions still hold.
- Stopping at the answer line without explaining what the result means in context.

Family-level errors to watch for

- Optimizing one piece of the system without checking spillover effects.
- Confusing a metric with the real decision objective.
- Making recommendations without showing the logic or tradeoffs behind them.

Chapter 4

Chapter 4 Cumulative mastery

Chapter purpose

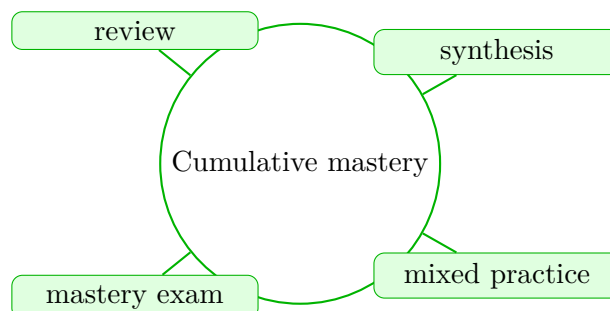
Bring the full course together with review, synthesis, and a demanding Summit mastery exam.

This chapter sits at the end of Spanish I. It develops review, synthesis, mixed practice, and mastery exam so that the student can move from explanation to execution without losing the thread of the course.

The student should read this chapter with a network mindset. Whether the subject is management, operations, infrastructure, or policy, the point is to see how local choices reshape the whole system. The book therefore emphasizes interdependence, feedback, and tradeoff reasoning.

Core ideas

- review
- synthesis
- mixed practice
- mastery exam



How to think through this chapter

Method in this family usually starts by naming the system boundary, the objective function or decision goal, the important constraints, and the major stakeholders. From there the student should structure the analysis so that recommendations remain traceable to evidence.

When working this chapter, keep the following question active: @@TOKEN_0@@ A good student answer should connect setup, assumptions, and conclusion instead of only chasing a final number or sentence.

Bring the full course together with review, synthesis, and a demanding Summit mastery exam.

Why Cumulative mastery matters in Spanish I

Cumulative mastery is not just another topic block. It is where students learn to organize their thinking so that review becomes a deliberate tool instead of a memorized step list.

Summit treats this lesson as applied reasoning: students should be able to say what the model is doing, what assumptions it needs, and why the conclusion would hold up under review.

How strong students move through this material

The strongest approach is to begin with the governing idea, then connect it to the problem setup, and only then carry out the detailed work. In this lesson that usually means centering review before letting algebra, computation, or design detail take over.

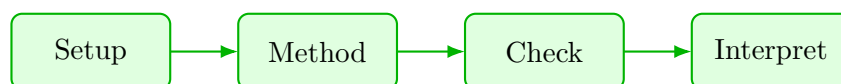
When synthesis enters the picture, the student should already know what variables, constraints, or interpretations matter. That prevents the work from collapsing into disconnected steps.

What to watch for when the work gets harder

mixed practice usually separate surface familiarity from real mastery. This is where students need to slow down, keep notation disciplined, and explain why the method choice still fits the problem.

A top-quality solution is not just correct. It is organized, explicit about assumptions, and clear enough that another engineer or instructor could audit the logic without guessing what was meant.

Worked example



@@TOKEN_0@@ Outline a complete spanish i approach that uses review to reason through synthesis.

1. Start by identifying the governing principle behind review and state the assumptions that make it valid in this setting.
2. Define the variables, coordinate choices, constraints, or design criteria that control synthesis.
3. Carry the method through in a disciplined sequence, showing where review shapes the setup and intermediate steps.
4. Close with an engineering interpretation that explains what the result means and why the conclusion is reasonable.

Read this example twice: once for the flow of ideas and once for the technical structure of the solution.

Worked-through guided example

@@TOKEN_0@@ Work a spanish i problem built around review. Explain the setup, the governing method, and the final conclusion you would defend.

1. State why review is the controlling idea in this problem.
2. List the variables, assumptions, and governing relationships before trying to solve.
3. Carry the reasoning forward in a clean sequence and end with a technical interpretation.

A complete solution begins from review, applies the correct course method, and closes with a written interpretation that explains why the result is reasonable.

Instructor commentary

Students should annotate this chapter for structure, not just facts. Mark where the argument changes direction, where the method requires a hidden assumption, and where the conclusion becomes more general than the worked example. If the chapter feels easy while you are reading it but difficult when you close the page, you have not yet converted recognition into mastery.

Study should alternate between framework notes, applied cases, and short decision memos so that analysis and communication stay connected.

Practice while you read

Cumulative mastery guided practice

Bring the full course together with review, synthesis, and a demanding Summit mastery exam.

@@TOKEN_0@@ Work a spanish i problem built around review. Explain the setup, the governing method, and the final conclusion you would defend.

- Hint: Return to the key idea review and identify what assumptions, variables, or constraints must be fixed before you work forward.
- Step 1: State why review is the controlling idea in this problem.
- Step 2: List the variables, assumptions, and governing relationships before trying to solve.
- Step 3: Carry the reasoning forward in a clean sequence and end with a technical interpretation.
- Checkpoint: A strong checkpoint answer identifies review, builds a disciplined setup, and defends a final conclusion.

@@TOKEN_0@@ Work a spanish i problem built around synthesis. Explain the setup, the governing method, and the final conclusion you would defend.

- Hint: Return to the key idea synthesis and identify what assumptions, variables, or constraints must be fixed before you work forward.
- Step 1: State why synthesis is the controlling idea in this problem.
- Step 2: List the variables, assumptions, and governing relationships before trying to solve.
- Step 3: Carry the reasoning forward in a clean sequence and end with a technical interpretation.
- Checkpoint: A strong checkpoint answer identifies synthesis, builds a disciplined setup, and defends a final conclusion.

Chapter homework

@@TOKEN_0@@ Bring the full course together with review, synthesis, and a demanding Summit mastery exam.

1. Complete a full spanish i problem centered on review. State the setup, the governing method, and the engineering conclusion you would defend.
2. Complete a full spanish i problem centered on synthesis. State the setup, the governing method, and the engineering conclusion you would defend.
3. Complete a full spanish i problem centered on mixed practice. State the setup, the governing method, and the engineering conclusion you would defend.
4. Complete a full spanish i problem centered on mastery exam. State the setup, the governing method, and the engineering conclusion you would defend.

Answers for these homework problems appear in the back-of-book answer key.

Chapter summary and study notes

- Explain when review is the right tool and when it is not.
- Carry a full solution or analysis from setup to conclusion without skipping assumptions.
- Use notation, units, and technical language clearly enough for formal grading.

Study tips

- Name the governing idea first: review.
- Write down assumptions and constraints before pushing through calculations or design choices.
- End every serious solution with a technical interpretation, not only a final number or label.

Common traps

- Jumping into symbol manipulation before the governing model is clear.
- Treating the procedure like a script instead of checking whether the assumptions still hold.
- Stopping at the answer line without explaining what the result means in context.

Family-level errors to watch for

- Optimizing one piece of the system without checking spillover effects.
- Confusing a metric with the real decision objective.
- Making recommendations without showing the logic or tradeoffs behind them.

Chapter 5

Quiz review and official exam preparation

Homework structure

- Homework Set 1: Foundations and language: 4 graded problems attached to chapter 1.
- Homework Set 2: Reasoning and structure: 4 graded problems attached to chapter 2.
- Homework Set 3: Application and communication: 4 graded problems attached to chapter 3.
- Homework Set 4: Cumulative mastery: 4 graded problems attached to chapter 4.

Quiz structure

- Quiz 1: Foundations and language and Reasoning and structure: 4 questions, timed, and single-attempt in the live course. Quiz 1 should be taken only after you can solve the chapter homework without outside prompts.
- Quiz 2: Application and communication and Cumulative mastery: 4 questions, timed, and single-attempt in the live course. Quiz 2 should be taken only after you can solve the chapter homework without outside prompts.

Official mastery exam

- Spanish I cumulative mastery exam: 5 major questions, High rigor, first official attempt locks the course grade.

Spanish I cumulative mastery exam preparation checklist

- Review every lesson in Spanish I and be able to explain why each method is used, not only how it is executed.

- Practice complete written solutions, because Summit grades setup quality, assumptions, and interpretation directly.
- Use the guided practice and quizzes until you can explain the method flow without outside prompts.
- Expect the official exam to combine method choice, disciplined setup, and a defended conclusion in the same answer.

How to use this book before assessment

- Read the relevant chapter and rebuild both worked examples without looking.
- Solve the guided practice in the chapter before attempting the graded homework.
- Check your chapter-homework answers only after you complete a full written attempt.
- Review the quiz answer key after each chapter block and classify your errors by concept, setup, algebra, or interpretation.
- Before the official exam, revisit the chapter purposes, homework corrections, and answer-key notes rather than rereading formulas only.

Chapter 7

Back-of-book answers and solution outlines

Guided practice answer key

Chapter 1: Foundations and language

@@TOKEN_0@@

1. Work a spanish i problem built around novice conversation. Explain the setup, the governing method, and the final conclusion you would defend.

- Checkpoint answer: A strong checkpoint answer identifies novice conversation, builds a disciplined setup, and defends a final conclusion. - Solution note: A complete solution begins from novice conversation, applies the correct course method, and closes with a written interpretation that explains why the result is reasonable.

1. Work a spanish i problem built around reading and listening. Explain the setup, the governing method, and the final conclusion you would defend.

- Checkpoint answer: A strong checkpoint answer identifies reading and listening, builds a disciplined setup, and defends a final conclusion. - Solution note: A complete solution begins from reading and listening, applies the correct course method, and closes with a written interpretation that explains why the result is reasonable.

1. Work a spanish i problem built around core vocabulary. Explain the setup, the governing method, and the final conclusion you would defend.

- Checkpoint answer: A strong checkpoint answer identifies core vocabulary, builds a disciplined setup, and defends a final conclusion. - Solution note: A complete solution begins from core vocabulary, applies the correct course method, and closes with a written interpretation that explains why the result is reasonable.

Chapter 2: Reasoning and structure

@@TOKEN_0@@

1. Work a spanish i problem built around reading and listening. Explain the setup, the governing method, and the final conclusion you would defend.

- Checkpoint answer: A strong checkpoint answer identifies reading and listening, builds a disciplined setup, and defends a final conclusion. - Solution note: A complete solution begins from reading and listening, applies the correct course method, and closes with a written interpretation that explains why the result is reasonable.

1. Work a spanish i problem built around grammar patterns. Explain the setup, the governing method, and the final conclusion you would defend.

- Checkpoint answer: A strong checkpoint answer identifies grammar patterns, builds a disciplined setup, and defends a final conclusion. - Solution note: A complete solution begins from grammar patterns, applies the correct course method, and closes with a written interpretation that explains why the result is reasonable.

1. Work a spanish i problem built around method choice. Explain the setup, the governing method, and the final conclusion you would defend.

- Checkpoint answer: A strong checkpoint answer identifies method choice, builds a disciplined setup, and defends a final conclusion. - Solution note: A complete solution begins from method choice, applies the correct course method, and closes with a written interpretation that explains why the result is reasonable.

Chapter 3: Application and communication

@@TOKEN_0@@

1. Work a spanish i problem built around grammar patterns. Explain the setup, the governing method, and the final conclusion you would defend.

- Checkpoint answer: A strong checkpoint answer identifies grammar patterns, builds a disciplined setup, and defends a final conclusion. - Solution note: A complete solution begins from grammar patterns, applies the correct course method, and closes with a written interpretation that explains why the result is reasonable.

1. Work a spanish i problem built around cultural context. Explain the setup, the governing method, and the final conclusion you would defend.

- Checkpoint answer: A strong checkpoint answer identifies cultural context, builds a disciplined setup, and defends a final conclusion. - Solution note: A complete solution begins from cultural context, applies the correct course method, and closes with a written interpretation that explains why the result is reasonable.

1. Work a spanish i problem built around application. Explain the setup, the governing method, and the final conclusion you would defend.

- Checkpoint answer: A strong checkpoint answer identifies application, builds a disciplined setup, and defends a final conclusion. - Solution note: A complete solution begins from application, applies the correct course method, and closes with a written interpretation that explains why the result is reasonable.

Chapter 4: Cumulative mastery

@@TOKEN_0@@

1. Work a spanish i problem built around review. Explain the setup, the governing method, and the final conclusion you would defend.

- Checkpoint answer: A strong checkpoint answer identifies review, builds a disciplined setup, and defends a final conclusion. - Solution note: A complete solution begins from review, applies the correct course method, and closes with a written interpretation that explains why the result is reasonable.

1. Work a spanish i problem built around synthesis. Explain the setup, the governing method, and the final conclusion you would defend.

- Checkpoint answer: A strong checkpoint answer identifies synthesis, builds a disciplined setup, and defends a final conclusion. - Solution note: A complete solution begins from synthesis, applies the correct course method, and closes with a written interpretation that explains why the result is reasonable.

1. Work a spanish i problem built around mixed practice. Explain the setup, the governing method, and the final conclusion you would defend.

- Checkpoint answer: A strong checkpoint answer identifies mixed practice, builds a disciplined setup, and defends a final conclusion. - Solution note: A complete solution begins from mixed practice, applies the correct course method, and closes with a written interpretation that explains why the result is reasonable.

Homework answer key

Homework Set 1: Foundations and language

1. Complete a full spanish i problem centered on novice conversation. State the setup, the governing method, and the engineering conclusion you would defend.

- Answer / solution summary: A strong answer identifies the governing model for novice conversation, states assumptions explicitly, works through the key analytical steps, and closes with a technically defensible conclusion tied to the scenario.

1. Complete a full spanish i problem centered on reading and listening. State the setup, the governing method, and the engineering conclusion you would defend.

- Answer / solution summary: A strong answer identifies the governing model for reading and listening, states assumptions explicitly, works through the key analytical steps, and closes with a technically defensible conclusion tied to the scenario.

1. Complete a full spanish i problem centered on core vocabulary. State the setup, the governing method, and the engineering conclusion you would defend.

- Answer / solution summary: A strong answer identifies the governing model for core vocabulary, states assumptions explicitly, works through the key analytical steps, and closes with a technically defensible conclusion tied to the scenario.

1. Complete a full spanish i problem centered on skill routines. State the setup, the governing method, and the engineering conclusion you would defend.

- Answer / solution summary: A strong answer identifies the governing model for skill routines, states assumptions explicitly, works through the key analytical steps, and closes with a technically defensible conclusion tied to the scenario.

Homework Set 2: Reasoning and structure

1. Complete a full spanish i problem centered on reading and listening. State the setup, the governing method, and the engineering conclusion you would defend.

- Answer / solution summary: A strong answer identifies the governing model for reading and listening, states assumptions explicitly, works through the key analytical steps, and closes with a technically defensible conclusion tied to the scenario.

1. Complete a full spanish i problem centered on grammar patterns. State the setup, the governing method, and the engineering conclusion you would defend.

- Answer / solution summary: A strong answer identifies the governing model for grammar patterns, states assumptions explicitly, works through the key analytical steps, and closes with a technically defensible conclusion tied to the scenario.

1. Complete a full spanish i problem centered on method choice. State the setup, the governing method, and the engineering conclusion you would defend.

- Answer / solution summary: A strong answer identifies the governing model for method choice, states assumptions explicitly, works through the key analytical steps, and closes with a technically defensible conclusion tied to the scenario.

1. Complete a full spanish i problem centered on explanation quality. State the setup, the governing method, and the engineering conclusion you would defend.

- Answer / solution summary: A strong answer identifies the governing model for explanation quality, states assumptions explicitly, works through the key analytical steps, and closes with a technically defensible conclusion tied to the scenario.

Homework Set 3: Application and communication

1. Complete a full spanish i problem centered on grammar patterns. State the setup, the governing method, and the engineering conclusion you would defend.

- Answer / solution summary: A strong answer identifies the governing model for grammar patterns, states assumptions explicitly, works through the key analytical steps, and closes with a technically defensible conclusion tied to the scenario.

1. Complete a full spanish i problem centered on cultural context. State the setup, the governing method, and the engineering conclusion you would defend.

- Answer / solution summary: A strong answer identifies the governing model for cultural context, states assumptions explicitly, works through the key analytical steps, and closes with a technically defensible conclusion tied to the scenario.

1. Complete a full spanish i problem centered on application. State the setup, the governing method, and the engineering conclusion you would defend.

- Answer / solution summary: A strong answer identifies the governing model for application, states assumptions explicitly, works through the key analytical steps, and closes with a technically defensible conclusion tied to the scenario.

1. Complete a full spanish i problem centered on communication. State the setup, the governing method, and the engineering conclusion you would defend.

- Answer / solution summary: A strong answer identifies the governing model for communication, states assumptions explicitly, works through the key analytical steps, and closes with a technically defensible conclusion tied to the scenario.

Homework Set 4: Cumulative mastery

1. Complete a full spanish i problem centered on review. State the setup, the governing method, and the engineering conclusion you would defend.

- Answer / solution summary: A strong answer identifies the governing model for review, states assumptions explicitly, works through the key analytical steps, and closes with a technically defensible conclusion tied to the scenario.

1. Complete a full spanish i problem centered on synthesis. State the setup, the governing method, and the engineering conclusion you would defend.

- Answer / solution summary: A strong answer identifies the governing model for synthesis, states assumptions explicitly, works through the key analytical steps, and closes with a technically defensible conclusion tied to the scenario.

1. Complete a full spanish i problem centered on mixed practice. State the setup, the governing method, and the engineering conclusion you would defend.

- Answer / solution summary: A strong answer identifies the governing model for mixed practice, states assumptions explicitly, works through the key analytical steps, and closes with a technically defensible conclusion tied to the scenario.

1. Complete a full spanish i problem centered on mastery exam. State the setup, the governing method, and the engineering conclusion you would defend.

- Answer / solution summary: A strong answer identifies the governing model for mastery exam, states assumptions explicitly, works through the key analytical steps, and closes with a technically defensible conclusion tied to the scenario.

Quiz answer key

Quiz 1: Foundations and language and Reasoning and structure

1. Which topic is a direct priority inside Foundations and language?

- Answer key: novice conversation. novice conversation is named directly in the Foundations and language study block and is one of the required ideas for mastery in this course.

1. Which topic is a direct priority inside Foundations and language?

- Answer key: reading and listening. reading and listening is named directly in the Foundations and language study block and is one of the required ideas for mastery in this course.

1. Which topic is a direct priority inside Reasoning and structure?

- Answer key: reading and listening. reading and listening is named directly in the Reasoning and structure study block and is one of the required ideas for mastery in this course.

1. Which topic is a direct priority inside Reasoning and structure?

- Answer key: grammar patterns. grammar patterns is named directly in the Reasoning and structure study block and is one of the required ideas for mastery in this course.

Quiz 2: Application and communication and Cumulative mastery

1. Which topic is a direct priority inside Application and communication?

- Answer key: grammar patterns. grammar patterns is named directly in the Application and communication study block and is one of the required ideas for mastery in this course.

1. Which topic is a direct priority inside Application and communication?

- Answer key: cultural context. cultural context is named directly in the Application and communication study block and is one of the required ideas for mastery in this course.

1. Which topic is a direct priority inside Cumulative mastery?

- Answer key: review. review is named directly in the Cumulative mastery study block and is one of the required ideas for mastery in this course.

1. Which topic is a direct priority inside Cumulative mastery?

- Answer key: synthesis. synthesis is named directly in the Cumulative mastery study block and is one of the required ideas for mastery in this course.

Mastery exam solution outlines

Spanish I cumulative mastery exam

1. Explain how novice conversation is used inside Spanish I to analyze or design around reading and listening. Give the method, the assumptions that matter, and the conclusion you would stand behind.

- What to show: The governing principle behind novice conversation; A disciplined setup for reading and listening; A clear engineering conclusion - Solution outline: A strong solution identifies the governing principle for novice conversation before jumping into algebra, computation, or design detail. The work should connect novice conversation to reading and listening with explicit assumptions, a defensible setup, and a technically clear conclusion.

1. Explain how reading and listening is used inside Spanish I to analyze or design around grammar patterns. Give the method, the assumptions that matter, and the conclusion you would stand behind.

- What to show: The governing principle behind reading and listening; A disciplined setup for grammar patterns; A clear engineering conclusion - Solution outline: A strong solution identifies the governing principle for reading and listening before jumping into algebra, computation, or design detail. The work should connect reading and listening to grammar patterns with explicit assumptions, a defensible setup, and a technically clear conclusion.

1. Explain how grammar patterns is used inside Spanish I to analyze or design around cultural context. Give the method, the assumptions that matter, and the conclusion you would stand behind.

- What to show: The governing principle behind grammar patterns; A disciplined setup for cultural context; A clear engineering conclusion - Solution outline: A strong solution identifies the governing principle for grammar patterns before jumping into algebra, computation, or design detail. The work should connect grammar patterns to cultural context with explicit assumptions, a defensible setup, and a technically clear conclusion.

1. Explain how review is used inside Spanish I to analyze or design around synthesis. Give the method, the assumptions that matter, and the conclusion you would stand behind.

- What to show: The governing principle behind review; A disciplined setup for synthesis; A clear engineering conclusion - Solution outline: A strong solution identifies the governing principle for review before jumping into algebra, computation, or design detail. The work should connect review to synthesis with explicit assumptions, a defensible setup, and a technically clear conclusion.

1. Write a cumulative response that shows how a student in Spanish I should move from problem statement to defended result. Use the course outcomes to explain what high-quality work looks like.

- What to show: A staged engineering workflow; The assumptions or modeling choices that control the result; A defended final interpretation - Solution outline: A strong answer reflects the course outcome "Demonstrate control over novice conversation and reading and listening inside Spanish I." and explains how disciplined setup, method choice, and interpretation fit together. The response should describe a full workflow, not isolated vocabulary words.

Reference note

For the full bibliography behind this textbook, use @@TOKEN_0@@. The answer key in this book is Summit-authored and aligned to the live course runtime.