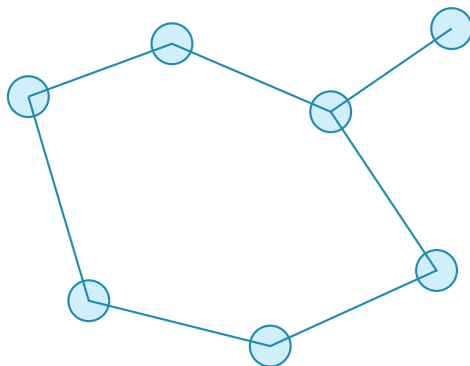


Summit MATS 101: Foundations of Materials and Manufacturing

Summit fully illustrated textbook edition



Original Summit-authored instructional text generated from the live course runtime, bibliography layer, and assessment structure.

March 22, 2026

@@TOKEN_0@@ Summit first edition draft @@TOKEN_1@@ college @@TOKEN_2@@ 3 @@TO-
KEN_3@@ 14 weeks @@TOKEN_4@@ 6-9 hours each week

Originality note

This textbook is a Summit-authored instructional text. It is informed by the course bibliography in @@TOKEN_0@@ and by open academic references used elsewhere in Summit, but it does not copy or restate any single commercial textbook.

How this textbook was built

This book was generated from the live Summit course runtime for Foundations of Materials and Manufacturing: the syllabus, lesson sequence, reading chapters, guided practice, homework sets, quizzes, mastery exam, and workload standard. The design goal is to give a student a usable, course-complete book while preserving original Summit wording and sequencing.

Introduction to materials classes, process routes, property targets, and engineering decisions around material selection. Summit positions this course around materials selection and manufacturing pathways.

Materials chapters should link structure, processing, properties, and performance rather than treating them as isolated facts.

This volume is structured as a teaching book rather than a bare note pack. Every chapter contains explanation, worked examples, guided practice, chapter homework, and a rear answer key so the student can study independently and still get disciplined feedback.

Course use guide

- Read one chapter at a time in sequence; each chapter is aligned to a live lesson block in the course workspace.
- Rebuild the worked examples before attempting the graded homework or quiz material.
- Keep a scratch notebook beside the text and write down assumptions, diagrams, and the points where you usually get stuck.
- Use the course tutor, guided practice, and homework only after you can explain the chapter in your own words.

Contents

Originality note	ii
How this textbook was built	iii
Course use guide	iv
Course map	vi
Prerequisite and readiness position	vii
Semester workload standard	viii
Reference basis	ix
1 Chapter 1 Problem framing and design requirements	1
2 Chapter 2 Requirements decomposition and stakeholder mapping	7
3 Chapter 3 Concept generation and trade studies	13
4 Chapter 4 Technical development and iteration	19
5 Chapter 5 Verification planning and design communication	25
6 Chapter 6 Design review and official submission	31
7 Quiz review and official exam preparation	37
8 Course vocabulary index	39

9 Back-of-book answers and solution outlines

40

Course map

- 6 live lesson chapters
- 6 graded homework checkpoints
- 3 timed quizzes
- 1 cumulative mastery exam
- 5 declared course outcomes

Prerequisite and readiness position

This course is a gateway course in the current Summit sequence.

This course does not require a formal Summit prerequisite, but students are still expected to arrive ready for college-level workload, notation, and technical communication.

Semester workload standard

Summit runtime workload label: 6-9 hours each week.

Reference basis

Primary synthesis anchors from the bibliography for this course (50 listed references total):

1. Introduction to Engineering and Design
2. Engineering Your Future
3. Product Design and Development
4. Engineering Ethics
5. Engineering Economy
6. Shigley s Mechanical Engineering Design
7. Engineering Design Methods
8. Engineering Design

Chapter 1

Chapter 1 Problem framing and design requirements

Chapter purpose

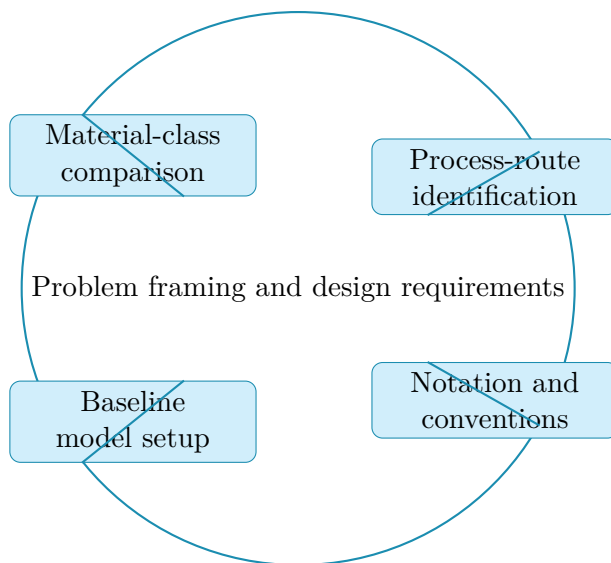
Foundations of Materials and Manufacturing concentrates on material-class comparison and process-route identification in the context of materials selection and manufacturing pathways.

This chapter sits at the opening of Foundations of Materials and Manufacturing. It develops Material-class comparison, Process-route identification, Notation and conventions, and Baseline model setup so that the student can move from explanation to execution without losing the thread of the course.

A useful reading of this chapter always asks why a material behaves the way it does and how that behavior changes under processing, environment, and loading. The text therefore keeps the chain from microstructure to engineering decision visible throughout.

Core ideas

- Material-class comparison
- Process-route identification
- Notation and conventions
- Baseline model setup



How to think through this chapter

Method work in this family often combines data interpretation, comparison, and design judgment. Students should identify the material class, the controlling property, the service environment, and the failure or manufacturing concern before settling on an answer.

When working this chapter, keep the following question active: `@@TOKEN_0@@` A good student answer should connect setup, assumptions, and conclusion instead of only chasing a final number or sentence.

Foundations of Materials and Manufacturing concentrates on material-class comparison and process-route identification in the context of materials selection and manufacturing pathways.

Why Problem framing and design requirements matters in Foundations of Materials and Manufacturing

Problem framing and design requirements is not just another topic block. It is where students learn to organize their thinking so that material-class comparison becomes a deliberate tool instead of a memorized step list.

Summit treats this lesson as applied reasoning: students should be able to say what the model is doing, what assumptions it needs, and why the conclusion would hold up under review.

How strong students move through this material

The strongest approach is to begin with the governing idea, then connect it to the problem setup, and only then carry out the detailed work. In this lesson that usually means centering material-class comparison before letting algebra, computation, or design detail take over.

When process-route identification enters the picture, the student should already know what variables, constraints, or interpretations matter. That prevents the work from collapsing into disconnected steps.

What to watch for when the work gets harder

Notation and conventions usually separate surface familiarity from real mastery. This is where students need to slow down, keep notation disciplined, and explain why the method choice still fits the problem.

A top-quality solution is not just correct. It is organized, explicit about assumptions, and clear enough that another engineer or instructor could audit the logic without guessing what was meant.

Worked example



@@TOKEN_0@@ Outline a complete foundations of materials and manufacturing approach that uses material-class comparison to reason through process-route identification.

1. Start by identifying the governing principle behind material-class comparison and state the assumptions that make it valid in this setting.
2. Define the variables, coordinate choices, constraints, or design criteria that control process-route identification.
3. Carry the method through in a disciplined sequence, showing where material-class comparison shapes the setup and intermediate steps.
4. Close with an engineering interpretation that explains what the result means and why the conclusion is reasonable.

Read this example twice: once for the flow of ideas and once for the technical structure of the solution.

Worked-through guided example

@@TOKEN_0@@ Work a foundations of materials and manufacturing problem built around material-class comparison. Explain the setup, the governing method, and the final conclusion you would defend.

1. State why material-class comparison is the controlling idea in this problem.

2. List the variables, assumptions, and governing relationships before trying to solve.
3. Carry the reasoning forward in a clean sequence and end with a technical interpretation.

A complete solution begins from material-class comparison, applies the correct course method, and closes with a written interpretation that explains why the result is reasonable.

Instructor commentary

Students should annotate this chapter for structure, not just facts. Mark where the argument changes direction, where the method requires a hidden assumption, and where the conclusion becomes more general than the worked example. If the chapter feels easy while you are reading it but difficult when you close the page, you have not yet converted recognition into mastery.

Study should alternate between conceptual summaries, property tables, and decision-style problems so that the student learns to choose materials, not just define them.

Practice while you read

Problem framing and design requirements guided practice

Foundations of Materials and Manufacturing concentrates on material-class comparison and process-route identification in the context of materials selection and manufacturing pathways.

@@TOKEN_0@@ Work a foundations of materials and manufacturing problem built around material-class comparison. Explain the setup, the governing method, and the final conclusion you would defend.

- Hint: Return to the key idea material-class comparison and identify what assumptions, variables, or constraints must be fixed before you work forward.
- Step 1: State why material-class comparison is the controlling idea in this problem.
- Step 2: List the variables, assumptions, and governing relationships before trying to solve.
- Step 3: Carry the reasoning forward in a clean sequence and end with a technical interpretation.
- Checkpoint: A strong checkpoint answer identifies material-class comparison, builds a disciplined setup, and defends a final conclusion.

@@TOKEN_0@@ Work a foundations of materials and manufacturing problem built around process-route identification. Explain the setup, the governing method, and the final conclusion you would defend.

- Hint: Return to the key idea process-route identification and identify what assumptions, variables, or constraints must be fixed before you work forward.

- Step 1: State why process-route identification is the controlling idea in this problem.
- Step 2: List the variables, assumptions, and governing relationships before trying to solve.
- Step 3: Carry the reasoning forward in a clean sequence and end with a technical interpretation.
- Checkpoint: A strong checkpoint answer identifies process-route identification, builds a disciplined setup, and defends a final conclusion.

Chapter homework

@@TOKEN_0@@ Foundations of Materials and Manufacturing concentrates on material-class comparison and process-route identification in the context of materials selection and manufacturing pathways.

1. Complete a full foundations of materials and manufacturing problem centered on material-class comparison. State the setup, the governing method, and the engineering conclusion you would defend.
2. Complete a full foundations of materials and manufacturing problem centered on process-route identification. State the setup, the governing method, and the engineering conclusion you would defend.
3. Complete a full foundations of materials and manufacturing problem centered on notation and conventions. State the setup, the governing method, and the engineering conclusion you would defend.
4. Complete a full foundations of materials and manufacturing problem centered on baseline model setup. State the setup, the governing method, and the engineering conclusion you would defend.

Answers for these homework problems appear in the back-of-book answer key.

Chapter summary and study notes

- Explain when material-class comparison is the right tool and when it is not.
- Carry a full solution or analysis from setup to conclusion without skipping assumptions.
- Use notation, units, and technical language clearly enough for formal grading.

Study tips

- Name the governing idea first: Material-class comparison.
- Write down assumptions and constraints before pushing through calculations or design choices.
- End every serious solution with a technical interpretation, not only a final number or label.

Common traps

- Jumping into symbol manipulation before the governing model is clear.
- Treating the procedure like a script instead of checking whether the assumptions still hold.
- Stopping at the answer line without explaining what the result means in context.

Family-level errors to watch for

- Memorizing material categories without connecting them to performance.
- Ignoring manufacturing route or service environment when making recommendations.
- Using property values without explaining why they matter for the application.

Chapter 2

Chapter 2 Requirements decomposition and stakeholder mapping

Chapter purpose

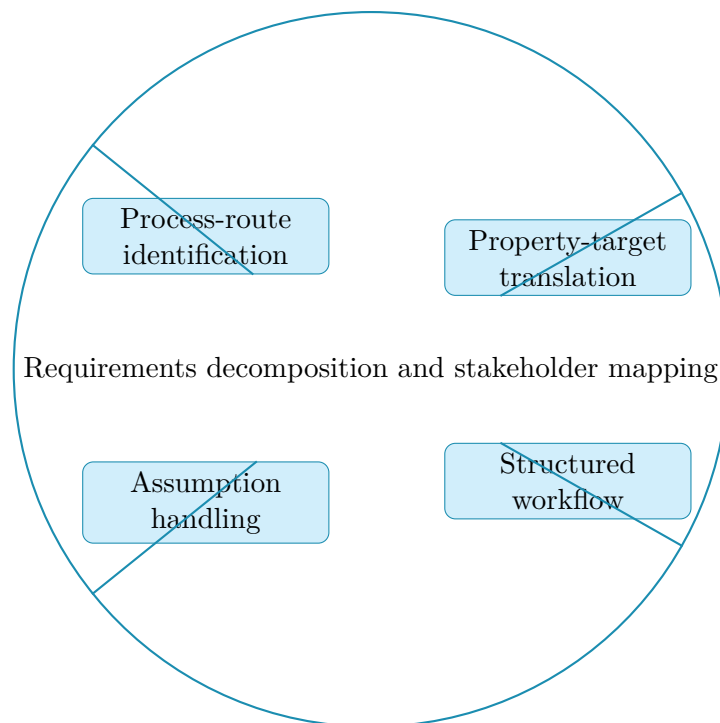
Foundations of Materials and Manufacturing concentrates on process-route identification and property-target translation in the context of materials selection and manufacturing pathways.

This chapter sits in the middle of Foundations of Materials and Manufacturing. It develops Process-route identification, Property-target translation, Structured workflow, and Assumption handling so that the student can move from explanation to execution without losing the thread of the course.

A useful reading of this chapter always asks why a material behaves the way it does and how that behavior changes under processing, environment, and loading. The text therefore keeps the chain from microstructure to engineering decision visible throughout.

Core ideas

- Process-route identification
- Property-target translation
- Structured workflow
- Assumption handling



How to think through this chapter

Method work in this family often combines data interpretation, comparison, and design judgment. Students should identify the material class, the controlling property, the service environment, and the failure or manufacturing concern before settling on an answer.

When working this chapter, keep the following question active: @@TOKEN_0@@ A good student answer should connect setup, assumptions, and conclusion instead of only chasing a final number or sentence.

Foundations of Materials and Manufacturing concentrates on process-route identification and property-target translation in the context of materials selection and manufacturing pathways.

Why Requirements decomposition and stakeholder mapping matters in Foundations of Materials and Manufacturing

Requirements decomposition and stakeholder mapping is not just another topic block. It is where students learn to organize their thinking so that process-route identification becomes a deliberate tool instead of a memorized step list.

Summit treats this lesson as applied reasoning: students should be able to say what the model is doing, what assumptions it needs, and why the conclusion would hold up under review.

How strong students move through this material

The strongest approach is to begin with the governing idea, then connect it to the problem setup, and only then carry out the detailed work. In this lesson that usually means centering process-route identification before letting algebra, computation, or design detail take over.

When property-target translation enters the picture, the student should already know what variables, constraints, or interpretations matter. That prevents the work from collapsing into disconnected steps.

What to watch for when the work gets harder

Structured workflow usually separate surface familiarity from real mastery. This is where students need to slow down, keep notation disciplined, and explain why the method choice still fits the problem.

A top-quality solution is not just correct. It is organized, explicit about assumptions, and clear enough that another engineer or instructor could audit the logic without guessing what was meant.

Worked example



@@TOKEN_0@@ Outline a complete foundations of materials and manufacturing approach that uses process-route identification to reason through property-target translation.

1. Start by identifying the governing principle behind process-route identification and state the assumptions that make it valid in this setting.
2. Define the variables, coordinate choices, constraints, or design criteria that control property-target translation.
3. Carry the method through in a disciplined sequence, showing where process-route identification shapes the setup and intermediate steps.
4. Close with an engineering interpretation that explains what the result means and why the conclusion is reasonable.

Read this example twice: once for the flow of ideas and once for the technical structure of the solution.

Worked-through guided example

@@TOKEN_0@@ Work a foundations of materials and manufacturing problem built around process-route identification. Explain the setup, the governing method, and the final conclusion you would defend.

1. State why process-route identification is the controlling idea in this problem.
2. List the variables, assumptions, and governing relationships before trying to solve.
3. Carry the reasoning forward in a clean sequence and end with a technical interpretation.

A complete solution begins from process-route identification, applies the correct course method, and closes with a written interpretation that explains why the result is reasonable.

Instructor commentary

Students should annotate this chapter for structure, not just facts. Mark where the argument changes direction, where the method requires a hidden assumption, and where the conclusion becomes more general than the worked example. If the chapter feels easy while you are reading it but difficult when you close the page, you have not yet converted recognition into mastery.

Study should alternate between conceptual summaries, property tables, and decision-style problems so that the student learns to choose materials, not just define them.

Practice while you read

Requirements decomposition and stakeholder mapping guided practice

Foundations of Materials and Manufacturing concentrates on process-route identification and property-target translation in the context of materials selection and manufacturing pathways.

@@TOKEN_0@@ Work a foundations of materials and manufacturing problem built around process-route identification. Explain the setup, the governing method, and the final conclusion you would defend.

- Hint: Return to the key idea process-route identification and identify what assumptions, variables, or constraints must be fixed before you work forward.
- Step 1: State why process-route identification is the controlling idea in this problem.
- Step 2: List the variables, assumptions, and governing relationships before trying to solve.
- Step 3: Carry the reasoning forward in a clean sequence and end with a technical interpretation.
- Checkpoint: A strong checkpoint answer identifies process-route identification, builds a disciplined setup, and defends a final conclusion.

@@TOKEN_0@@ Work a foundations of materials and manufacturing problem built around property-target translation. Explain the setup, the governing method, and the final conclusion you would defend.

- Hint: Return to the key idea property-target translation and identify what assumptions, variables, or constraints must be fixed before you work forward.
- Step 1: State why property-target translation is the controlling idea in this problem.
- Step 2: List the variables, assumptions, and governing relationships before trying to solve.
- Step 3: Carry the reasoning forward in a clean sequence and end with a technical interpretation.
- Checkpoint: A strong checkpoint answer identifies property-target translation, builds a disciplined setup, and defends a final conclusion.

Chapter homework

@@TOKEN_0@@ Foundations of Materials and Manufacturing concentrates on process-route identification and property-target translation in the context of materials selection and manufacturing pathways.

1. Complete a full foundations of materials and manufacturing problem centered on process-route identification. State the setup, the governing method, and the engineering conclusion you would defend.
2. Complete a full foundations of materials and manufacturing problem centered on property-target translation. State the setup, the governing method, and the engineering conclusion you would defend.
3. Complete a full foundations of materials and manufacturing problem centered on structured workflow. State the setup, the governing method, and the engineering conclusion you would defend.
4. Complete a full foundations of materials and manufacturing problem centered on assumption handling. State the setup, the governing method, and the engineering conclusion you would defend.

Answers for these homework problems appear in the back-of-book answer key.

Chapter summary and study notes

- Explain when process-route identification is the right tool and when it is not.
- Carry a full solution or analysis from setup to conclusion without skipping assumptions.
- Use notation, units, and technical language clearly enough for formal grading.

Study tips

- Name the governing idea first: Process-route identification.
- Write down assumptions and constraints before pushing through calculations or design choices.
- End every serious solution with a technical interpretation, not only a final number or label.

Common traps

- Jumping into symbol manipulation before the governing model is clear.
- Treating the procedure like a script instead of checking whether the assumptions still hold.
- Stopping at the answer line without explaining what the result means in context.

Family-level errors to watch for

- Memorizing material categories without connecting them to performance.
- Ignoring manufacturing route or service environment when making recommendations.
- Using property values without explaining why they matter for the application.

Chapter 3

Chapter 3 Concept generation and trade studies

Chapter purpose

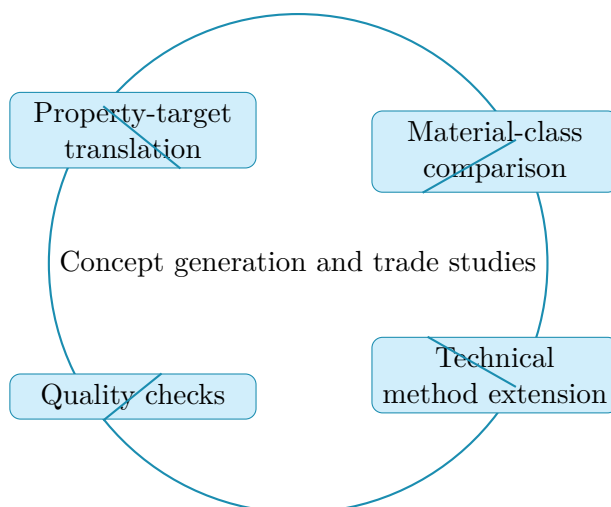
Foundations of Materials and Manufacturing concentrates on property-target translation and material-class comparison in the context of materials selection and manufacturing pathways.

This chapter sits in the middle of Foundations of Materials and Manufacturing. It develops Property-target translation, Material-class comparison, Technical method extension, and Quality checks so that the student can move from explanation to execution without losing the thread of the course.

A useful reading of this chapter always asks why a material behaves the way it does and how that behavior changes under processing, environment, and loading. The text therefore keeps the chain from microstructure to engineering decision visible throughout.

Core ideas

- Property-target translation
- Material-class comparison
- Technical method extension
- Quality checks



How to think through this chapter

Method work in this family often combines data interpretation, comparison, and design judgment. Students should identify the material class, the controlling property, the service environment, and the failure or manufacturing concern before settling on an answer.

When working this chapter, keep the following question active: @@TOKEN_0@@ A good student answer should connect setup, assumptions, and conclusion instead of only chasing a final number or sentence.

Foundations of Materials and Manufacturing concentrates on property-target translation and material-class comparison in the context of materials selection and manufacturing pathways.

Why Concept generation and trade studies matters in Foundations of Materials and Manufacturing

Concept generation and trade studies is not just another topic block. It is where students learn to organize their thinking so that property-target translation becomes a deliberate tool instead of a memorized step list.

Summit treats this lesson as applied reasoning: students should be able to say what the model is doing, what assumptions it needs, and why the conclusion would hold up under review.

How strong students move through this material

The strongest approach is to begin with the governing idea, then connect it to the problem setup, and only then carry out the detailed work. In this lesson that usually means centering property-target translation before letting algebra, computation, or design detail take over.

When material-class comparison enters the picture, the student should already know what variables,

constraints, or interpretations matter. That prevents the work from collapsing into disconnected steps.

What to watch for when the work gets harder

Technical method extension usually separate surface familiarity from real mastery. This is where students need to slow down, keep notation disciplined, and explain why the method choice still fits the problem.

A top-quality solution is not just correct. It is organized, explicit about assumptions, and clear enough that another engineer or instructor could audit the logic without guessing what was meant.

Worked example



@@TOKEN_0@@ Outline a complete foundations of materials and manufacturing approach that uses property-target translation to reason through material-class comparison.

1. Start by identifying the governing principle behind property-target translation and state the assumptions that make it valid in this setting.
2. Define the variables, coordinate choices, constraints, or design criteria that control material-class comparison.
3. Carry the method through in a disciplined sequence, showing where property-target translation shapes the setup and intermediate steps.
4. Close with an engineering interpretation that explains what the result means and why the conclusion is reasonable.

Read this example twice: once for the flow of ideas and once for the technical structure of the solution.

Worked-through guided example

@@TOKEN_0@@ Work a foundations of materials and manufacturing problem built around property-target translation. Explain the setup, the governing method, and the final conclusion you would defend.

1. State why property-target translation is the controlling idea in this problem.
2. List the variables, assumptions, and governing relationships before trying to solve.

3. Carry the reasoning forward in a clean sequence and end with a technical interpretation.

A complete solution begins from property-target translation, applies the correct course method, and closes with a written interpretation that explains why the result is reasonable.

Instructor commentary

Students should annotate this chapter for structure, not just facts. Mark where the argument changes direction, where the method requires a hidden assumption, and where the conclusion becomes more general than the worked example. If the chapter feels easy while you are reading it but difficult when you close the page, you have not yet converted recognition into mastery.

Study should alternate between conceptual summaries, property tables, and decision-style problems so that the student learns to choose materials, not just define them.

Practice while you read

Concept generation and trade studies guided practice

Foundations of Materials and Manufacturing concentrates on property-target translation and material-class comparison in the context of materials selection and manufacturing pathways.

@@TOKEN_0@@ Work a foundations of materials and manufacturing problem built around property-target translation. Explain the setup, the governing method, and the final conclusion you would defend.

- Hint: Return to the key idea property-target translation and identify what assumptions, variables, or constraints must be fixed before you work forward.
- Step 1: State why property-target translation is the controlling idea in this problem.
- Step 2: List the variables, assumptions, and governing relationships before trying to solve.
- Step 3: Carry the reasoning forward in a clean sequence and end with a technical interpretation.
- Checkpoint: A strong checkpoint answer identifies property-target translation, builds a disciplined setup, and defends a final conclusion.

@@TOKEN_0@@ Work a foundations of materials and manufacturing problem built around material-class comparison. Explain the setup, the governing method, and the final conclusion you would defend.

- Hint: Return to the key idea material-class comparison and identify what assumptions, variables, or constraints must be fixed before you work forward.
- Step 1: State why material-class comparison is the controlling idea in this problem.

- Step 2: List the variables, assumptions, and governing relationships before trying to solve.
- Step 3: Carry the reasoning forward in a clean sequence and end with a technical interpretation.
- Checkpoint: A strong checkpoint answer identifies material-class comparison, builds a disciplined setup, and defends a final conclusion.

Chapter homework

@@TOKEN_0@@ Foundations of Materials and Manufacturing concentrates on property-target translation and material-class comparison in the context of materials selection and manufacturing pathways.

1. Complete a full foundations of materials and manufacturing problem centered on property-target translation. State the setup, the governing method, and the engineering conclusion you would defend.
2. Complete a full foundations of materials and manufacturing problem centered on material-class comparison. State the setup, the governing method, and the engineering conclusion you would defend.
3. Complete a full foundations of materials and manufacturing problem centered on technical method extension. State the setup, the governing method, and the engineering conclusion you would defend.
4. Complete a full foundations of materials and manufacturing problem centered on quality checks. State the setup, the governing method, and the engineering conclusion you would defend.

Answers for these homework problems appear in the back-of-book answer key.

Chapter summary and study notes

- Explain when property-target translation is the right tool and when it is not.
- Carry a full solution or analysis from setup to conclusion without skipping assumptions.
- Use notation, units, and technical language clearly enough for formal grading.

Study tips

- Name the governing idea first: Property-target translation.
- Write down assumptions and constraints before pushing through calculations or design choices.
- End every serious solution with a technical interpretation, not only a final number or label.

Common traps

- Jumping into symbol manipulation before the governing model is clear.
- Treating the procedure like a script instead of checking whether the assumptions still hold.
- Stopping at the answer line without explaining what the result means in context.

Family-level errors to watch for

- Memorizing material categories without connecting them to performance.
- Ignoring manufacturing route or service environment when making recommendations.
- Using property values without explaining why they matter for the application.

Chapter 4

Chapter 4 Technical development and iteration

Chapter purpose

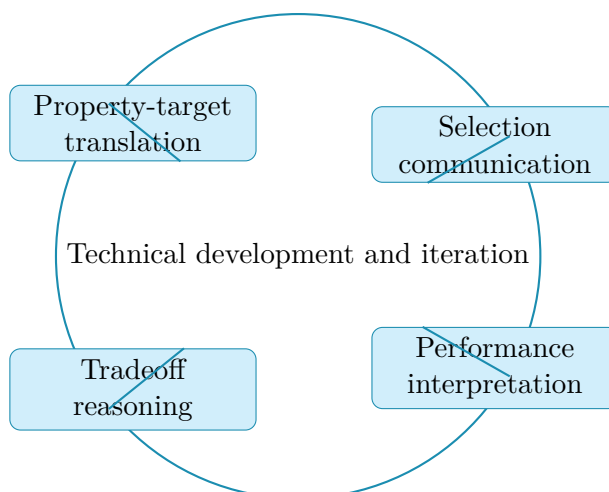
Foundations of Materials and Manufacturing concentrates on property-target translation and selection communication in the context of materials selection and manufacturing pathways.

This chapter sits in the middle of Foundations of Materials and Manufacturing. It develops Property-target translation, Selection communication, Performance interpretation, and Tradeoff reasoning so that the student can move from explanation to execution without losing the thread of the course.

A useful reading of this chapter always asks why a material behaves the way it does and how that behavior changes under processing, environment, and loading. The text therefore keeps the chain from microstructure to engineering decision visible throughout.

Core ideas

- Property-target translation
- Selection communication
- Performance interpretation
- Tradeoff reasoning



How to think through this chapter

Method work in this family often combines data interpretation, comparison, and design judgment. Students should identify the material class, the controlling property, the service environment, and the failure or manufacturing concern before settling on an answer.

When working this chapter, keep the following question active: @@TOKEN_0@@ A good student answer should connect setup, assumptions, and conclusion instead of only chasing a final number or sentence.

Foundations of Materials and Manufacturing concentrates on property-target translation and selection communication in the context of materials selection and manufacturing pathways.

Why Technical development and iteration matters in Foundations of Materials and Manufacturing

Technical development and iteration is not just another topic block. It is where students learn to organize their thinking so that property-target translation becomes a deliberate tool instead of a memorized step list.

Summit treats this lesson as applied reasoning: students should be able to say what the model is doing, what assumptions it needs, and why the conclusion would hold up under review.

How strong students move through this material

The strongest approach is to begin with the governing idea, then connect it to the problem setup, and only then carry out the detailed work. In this lesson that usually means centering property-target translation before letting algebra, computation, or design detail take over.

When selection communication enters the picture, the student should already know what variables,

constraints, or interpretations matter. That prevents the work from collapsing into disconnected steps.

What to watch for when the work gets harder

Performance interpretation usually separate surface familiarity from real mastery. This is where students need to slow down, keep notation disciplined, and explain why the method choice still fits the problem.

A top-quality solution is not just correct. It is organized, explicit about assumptions, and clear enough that another engineer or instructor could audit the logic without guessing what was meant.

Worked example



@@TOKEN_0@@ Outline a complete foundations of materials and manufacturing approach that uses property-target translation to reason through selection communication.

1. Start by identifying the governing principle behind property-target translation and state the assumptions that make it valid in this setting.
2. Define the variables, coordinate choices, constraints, or design criteria that control selection communication.
3. Carry the method through in a disciplined sequence, showing where property-target translation shapes the setup and intermediate steps.
4. Close with an engineering interpretation that explains what the result means and why the conclusion is reasonable.

Read this example twice: once for the flow of ideas and once for the technical structure of the solution.

Worked-through guided example

@@TOKEN_0@@ Work a foundations of materials and manufacturing problem built around property-target translation. Explain the setup, the governing method, and the final conclusion you would defend.

1. State why property-target translation is the controlling idea in this problem.
2. List the variables, assumptions, and governing relationships before trying to solve.

3. Carry the reasoning forward in a clean sequence and end with a technical interpretation.

A complete solution begins from property-target translation, applies the correct course method, and closes with a written interpretation that explains why the result is reasonable.

Instructor commentary

Students should annotate this chapter for structure, not just facts. Mark where the argument changes direction, where the method requires a hidden assumption, and where the conclusion becomes more general than the worked example. If the chapter feels easy while you are reading it but difficult when you close the page, you have not yet converted recognition into mastery.

Study should alternate between conceptual summaries, property tables, and decision-style problems so that the student learns to choose materials, not just define them.

Practice while you read

Technical development and iteration guided practice

Foundations of Materials and Manufacturing concentrates on property-target translation and selection communication in the context of materials selection and manufacturing pathways.

@@TOKEN_0@@ Work a foundations of materials and manufacturing problem built around property-target translation. Explain the setup, the governing method, and the final conclusion you would defend.

- Hint: Return to the key idea property-target translation and identify what assumptions, variables, or constraints must be fixed before you work forward.
- Step 1: State why property-target translation is the controlling idea in this problem.
- Step 2: List the variables, assumptions, and governing relationships before trying to solve.
- Step 3: Carry the reasoning forward in a clean sequence and end with a technical interpretation.
- Checkpoint: A strong checkpoint answer identifies property-target translation, builds a disciplined setup, and defends a final conclusion.

@@TOKEN_0@@ Work a foundations of materials and manufacturing problem built around selection communication. Explain the setup, the governing method, and the final conclusion you would defend.

- Hint: Return to the key idea selection communication and identify what assumptions, variables, or constraints must be fixed before you work forward.
- Step 1: State why selection communication is the controlling idea in this problem.

- Step 2: List the variables, assumptions, and governing relationships before trying to solve.
- Step 3: Carry the reasoning forward in a clean sequence and end with a technical interpretation.
- Checkpoint: A strong checkpoint answer identifies selection communication, builds a disciplined setup, and defends a final conclusion.

Chapter homework

@@TOKEN_0@@ Foundations of Materials and Manufacturing concentrates on property-target translation and selection communication in the context of materials selection and manufacturing pathways.

1. Complete a full foundations of materials and manufacturing problem centered on property-target translation. State the setup, the governing method, and the engineering conclusion you would defend.
2. Complete a full foundations of materials and manufacturing problem centered on selection communication. State the setup, the governing method, and the engineering conclusion you would defend.
3. Complete a full foundations of materials and manufacturing problem centered on performance interpretation. State the setup, the governing method, and the engineering conclusion you would defend.
4. Complete a full foundations of materials and manufacturing problem centered on tradeoff reasoning. State the setup, the governing method, and the engineering conclusion you would defend.

Answers for these homework problems appear in the back-of-book answer key.

Chapter summary and study notes

- Explain when property-target translation is the right tool and when it is not.
- Carry a full solution or analysis from setup to conclusion without skipping assumptions.
- Use notation, units, and technical language clearly enough for formal grading.

Study tips

- Name the governing idea first: Property-target translation.
- Write down assumptions and constraints before pushing through calculations or design choices.
- End every serious solution with a technical interpretation, not only a final number or label.

Common traps

- Jumping into symbol manipulation before the governing model is clear.
- Treating the procedure like a script instead of checking whether the assumptions still hold.
- Stopping at the answer line without explaining what the result means in context.

Family-level errors to watch for

- Memorizing material categories without connecting them to performance.
- Ignoring manufacturing route or service environment when making recommendations.
- Using property values without explaining why they matter for the application.

Chapter 5

Chapter 5 Verification planning and design communication

Chapter purpose

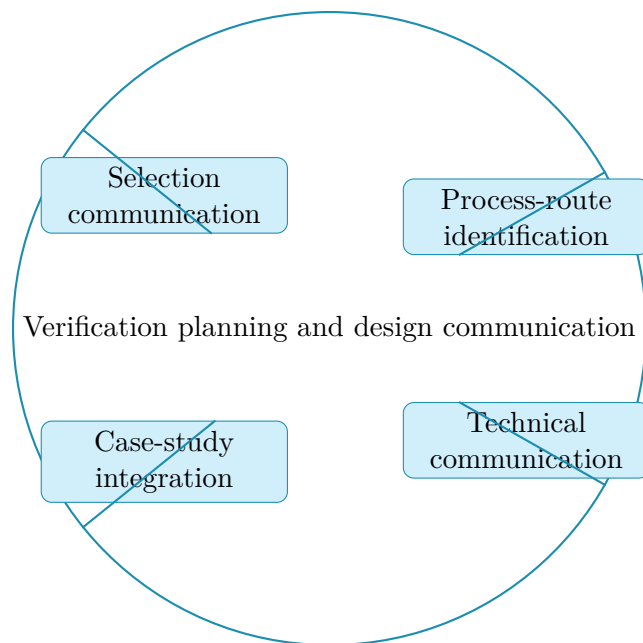
Foundations of Materials and Manufacturing concentrates on selection communication and process-route identification in the context of materials selection and manufacturing pathways.

This chapter sits in the middle of Foundations of Materials and Manufacturing. It develops Selection communication, Process-route identification, Technical communication, and Case-study integration so that the student can move from explanation to execution without losing the thread of the course.

A useful reading of this chapter always asks why a material behaves the way it does and how that behavior changes under processing, environment, and loading. The text therefore keeps the chain from microstructure to engineering decision visible throughout.

Core ideas

- Selection communication
- Process-route identification
- Technical communication
- Case-study integration



How to think through this chapter

Method work in this family often combines data interpretation, comparison, and design judgment. Students should identify the material class, the controlling property, the service environment, and the failure or manufacturing concern before settling on an answer.

When working this chapter, keep the following question active: @@TOKEN_0@@ A good student answer should connect setup, assumptions, and conclusion instead of only chasing a final number or sentence.

Foundations of Materials and Manufacturing concentrates on selection communication and process-route identification in the context of materials selection and manufacturing pathways.

Why Verification planning and design communication matters in Foundations of Materials and Manufacturing

Verification planning and design communication is not just another topic block. It is where students learn to organize their thinking so that selection communication becomes a deliberate tool instead of a memorized step list.

Summit treats this lesson as applied reasoning: students should be able to say what the model is doing, what assumptions it needs, and why the conclusion would hold up under review.

How strong students move through this material

The strongest approach is to begin with the governing idea, then connect it to the problem setup, and only then carry out the detailed work. In this lesson that usually means centering selection communication before letting algebra, computation, or design detail take over.

When process-route identification enters the picture, the student should already know what variables, constraints, or interpretations matter. That prevents the work from collapsing into disconnected steps.

What to watch for when the work gets harder

Technical communication usually separate surface familiarity from real mastery. This is where students need to slow down, keep notation disciplined, and explain why the method choice still fits the problem.

A top-quality solution is not just correct. It is organized, explicit about assumptions, and clear enough that another engineer or instructor could audit the logic without guessing what was meant.

Worked example



@@TOKEN_0@@ Outline a complete foundations of materials and manufacturing approach that uses selection communication to reason through process-route identification.

1. Start by identifying the governing principle behind selection communication and state the assumptions that make it valid in this setting.
2. Define the variables, coordinate choices, constraints, or design criteria that control process-route identification.
3. Carry the method through in a disciplined sequence, showing where selection communication shapes the setup and intermediate steps.
4. Close with an engineering interpretation that explains what the result means and why the conclusion is reasonable.

Read this example twice: once for the flow of ideas and once for the technical structure of the solution.

Worked-through guided example

@@TOKEN_0@@ Work a foundations of materials and manufacturing problem built around selection communication. Explain the setup, the governing method, and the final conclusion you would defend.

1. State why selection communication is the controlling idea in this problem.
2. List the variables, assumptions, and governing relationships before trying to solve.
3. Carry the reasoning forward in a clean sequence and end with a technical interpretation.

A complete solution begins from selection communication, applies the correct course method, and closes with a written interpretation that explains why the result is reasonable.

Instructor commentary

Students should annotate this chapter for structure, not just facts. Mark where the argument changes direction, where the method requires a hidden assumption, and where the conclusion becomes more general than the worked example. If the chapter feels easy while you are reading it but difficult when you close the page, you have not yet converted recognition into mastery.

Study should alternate between conceptual summaries, property tables, and decision-style problems so that the student learns to choose materials, not just define them.

Practice while you read

Verification planning and design communication guided practice

Foundations of Materials and Manufacturing concentrates on selection communication and process-route identification in the context of materials selection and manufacturing pathways.

@@TOKEN_0@@ Work a foundations of materials and manufacturing problem built around selection communication. Explain the setup, the governing method, and the final conclusion you would defend.

- Hint: Return to the key idea selection communication and identify what assumptions, variables, or constraints must be fixed before you work forward.
- Step 1: State why selection communication is the controlling idea in this problem.
- Step 2: List the variables, assumptions, and governing relationships before trying to solve.
- Step 3: Carry the reasoning forward in a clean sequence and end with a technical interpretation.
- Checkpoint: A strong checkpoint answer identifies selection communication, builds a disciplined setup, and defends a final conclusion.

@@TOKEN_0@@ Work a foundations of materials and manufacturing problem built around process-route identification. Explain the setup, the governing method, and the final conclusion you would defend.

- Hint: Return to the key idea process-route identification and identify what assumptions, variables, or constraints must be fixed before you work forward.
- Step 1: State why process-route identification is the controlling idea in this problem.
- Step 2: List the variables, assumptions, and governing relationships before trying to solve.
- Step 3: Carry the reasoning forward in a clean sequence and end with a technical interpretation.
- Checkpoint: A strong checkpoint answer identifies process-route identification, builds a disciplined setup, and defends a final conclusion.

Chapter homework

@@TOKEN_0@@ Foundations of Materials and Manufacturing concentrates on selection communication and process-route identification in the context of materials selection and manufacturing pathways.

1. Complete a full foundations of materials and manufacturing problem centered on selection communication. State the setup, the governing method, and the engineering conclusion you would defend.
2. Complete a full foundations of materials and manufacturing problem centered on process-route identification. State the setup, the governing method, and the engineering conclusion you would defend.
3. Complete a full foundations of materials and manufacturing problem centered on technical communication. State the setup, the governing method, and the engineering conclusion you would defend.
4. Complete a full foundations of materials and manufacturing problem centered on case-study integration. State the setup, the governing method, and the engineering conclusion you would defend.

Answers for these homework problems appear in the back-of-book answer key.

Chapter summary and study notes

- Explain when selection communication is the right tool and when it is not.
- Carry a full solution or analysis from setup to conclusion without skipping assumptions.
- Use notation, units, and technical language clearly enough for formal grading.

Study tips

- Name the governing idea first: Selection communication.
- Write down assumptions and constraints before pushing through calculations or design choices.
- End every serious solution with a technical interpretation, not only a final number or label.

Common traps

- Jumping into symbol manipulation before the governing model is clear.
- Treating the procedure like a script instead of checking whether the assumptions still hold.
- Stopping at the answer line without explaining what the result means in context.

Family-level errors to watch for

- Memorizing material categories without connecting them to performance.
- Ignoring manufacturing route or service environment when making recommendations.
- Using property values without explaining why they matter for the application.

Chapter 6

Chapter 6 Design review and official submission

Chapter purpose

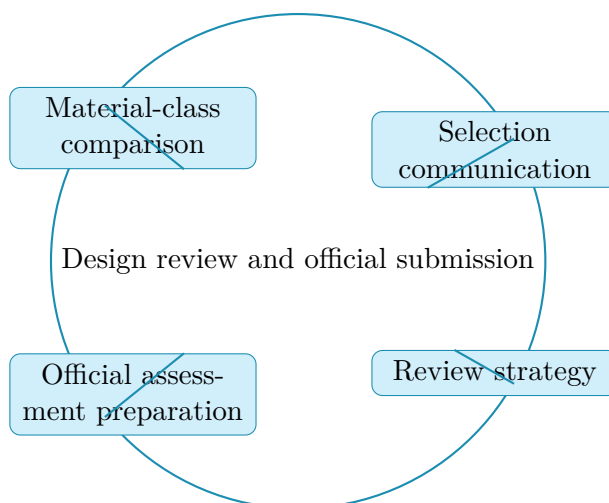
Foundations of Materials and Manufacturing concentrates on material-class comparison and selection communication in the context of materials selection and manufacturing pathways.

This chapter sits at the end of Foundations of Materials and Manufacturing. It develops Material-class comparison, Selection communication, Review strategy, and Official assessment preparation so that the student can move from explanation to execution without losing the thread of the course.

A useful reading of this chapter always asks why a material behaves the way it does and how that behavior changes under processing, environment, and loading. The text therefore keeps the chain from microstructure to engineering decision visible throughout.

Core ideas

- Material-class comparison
- Selection communication
- Review strategy
- Official assessment preparation



How to think through this chapter

Method work in this family often combines data interpretation, comparison, and design judgment. Students should identify the material class, the controlling property, the service environment, and the failure or manufacturing concern before settling on an answer.

When working this chapter, keep the following question active: @@TOKEN_0@@ A good student answer should connect setup, assumptions, and conclusion instead of only chasing a final number or sentence.

Foundations of Materials and Manufacturing concentrates on material-class comparison and selection communication in the context of materials selection and manufacturing pathways.

Why Design review and official submission matters in Foundations of Materials and Manufacturing

Design review and official submission is not just another topic block. It is where students learn to organize their thinking so that material-class comparison becomes a deliberate tool instead of a memorized step list.

Summit treats this lesson as applied reasoning: students should be able to say what the model is doing, what assumptions it needs, and why the conclusion would hold up under review.

How strong students move through this material

The strongest approach is to begin with the governing idea, then connect it to the problem setup, and only then carry out the detailed work. In this lesson that usually means centering material-class comparison before letting algebra, computation, or design detail take over.

When selection communication enters the picture, the student should already know what variables,

constraints, or interpretations matter. That prevents the work from collapsing into disconnected steps.

What to watch for when the work gets harder

Review strategy usually separate surface familiarity from real mastery. This is where students need to slow down, keep notation disciplined, and explain why the method choice still fits the problem.

A top-quality solution is not just correct. It is organized, explicit about assumptions, and clear enough that another engineer or instructor could audit the logic without guessing what was meant.

Worked example



@@TOKEN_0@@ Outline a complete foundations of materials and manufacturing approach that uses material-class comparison to reason through selection communication.

1. Start by identifying the governing principle behind material-class comparison and state the assumptions that make it valid in this setting.
2. Define the variables, coordinate choices, constraints, or design criteria that control selection communication.
3. Carry the method through in a disciplined sequence, showing where material-class comparison shapes the setup and intermediate steps.
4. Close with an engineering interpretation that explains what the result means and why the conclusion is reasonable.

Read this example twice: once for the flow of ideas and once for the technical structure of the solution.

Worked-through guided example

@@TOKEN_0@@ Work a foundations of materials and manufacturing problem built around material-class comparison. Explain the setup, the governing method, and the final conclusion you would defend.

1. State why material-class comparison is the controlling idea in this problem.
2. List the variables, assumptions, and governing relationships before trying to solve.

3. Carry the reasoning forward in a clean sequence and end with a technical interpretation.

A complete solution begins from material-class comparison, applies the correct course method, and closes with a written interpretation that explains why the result is reasonable.

Instructor commentary

Students should annotate this chapter for structure, not just facts. Mark where the argument changes direction, where the method requires a hidden assumption, and where the conclusion becomes more general than the worked example. If the chapter feels easy while you are reading it but difficult when you close the page, you have not yet converted recognition into mastery.

Study should alternate between conceptual summaries, property tables, and decision-style problems so that the student learns to choose materials, not just define them.

Practice while you read

Design review and official submission guided practice

Foundations of Materials and Manufacturing concentrates on material-class comparison and selection communication in the context of materials selection and manufacturing pathways.

@@TOKEN_0@@ Work a foundations of materials and manufacturing problem built around material-class comparison. Explain the setup, the governing method, and the final conclusion you would defend.

- Hint: Return to the key idea material-class comparison and identify what assumptions, variables, or constraints must be fixed before you work forward.
- Step 1: State why material-class comparison is the controlling idea in this problem.
- Step 2: List the variables, assumptions, and governing relationships before trying to solve.
- Step 3: Carry the reasoning forward in a clean sequence and end with a technical interpretation.
- Checkpoint: A strong checkpoint answer identifies material-class comparison, builds a disciplined setup, and defends a final conclusion.

@@TOKEN_0@@ Work a foundations of materials and manufacturing problem built around selection communication. Explain the setup, the governing method, and the final conclusion you would defend.

- Hint: Return to the key idea selection communication and identify what assumptions, variables, or constraints must be fixed before you work forward.
- Step 1: State why selection communication is the controlling idea in this problem.

- Step 2: List the variables, assumptions, and governing relationships before trying to solve.
- Step 3: Carry the reasoning forward in a clean sequence and end with a technical interpretation.
- Checkpoint: A strong checkpoint answer identifies selection communication, builds a disciplined setup, and defends a final conclusion.

Chapter homework

@@TOKEN_0@@ Foundations of Materials and Manufacturing concentrates on material-class comparison and selection communication in the context of materials selection and manufacturing pathways.

1. Complete a full foundations of materials and manufacturing problem centered on material-class comparison. State the setup, the governing method, and the engineering conclusion you would defend.
2. Complete a full foundations of materials and manufacturing problem centered on selection communication. State the setup, the governing method, and the engineering conclusion you would defend.
3. Complete a full foundations of materials and manufacturing problem centered on review strategy. State the setup, the governing method, and the engineering conclusion you would defend.
4. Complete a full foundations of materials and manufacturing problem centered on official assessment preparation. State the setup, the governing method, and the engineering conclusion you would defend.

Answers for these homework problems appear in the back-of-book answer key.

Chapter summary and study notes

- Explain when material-class comparison is the right tool and when it is not.
- Carry a full solution or analysis from setup to conclusion without skipping assumptions.
- Use notation, units, and technical language clearly enough for formal grading.

Study tips

- Name the governing idea first: Material-class comparison.
- Write down assumptions and constraints before pushing through calculations or design choices.
- End every serious solution with a technical interpretation, not only a final number or label.

Common traps

- Jumping into symbol manipulation before the governing model is clear.
- Treating the procedure like a script instead of checking whether the assumptions still hold.
- Stopping at the answer line without explaining what the result means in context.

Family-level errors to watch for

- Memorizing material categories without connecting them to performance.
- Ignoring manufacturing route or service environment when making recommendations.
- Using property values without explaining why they matter for the application.

Chapter 7

Quiz review and official exam preparation

Homework structure

- Homework Set 1: Problem framing and design requirements: 4 graded problems attached to chapter 1.
- Homework Set 2: Requirements decomposition and stakeholder mapping: 4 graded problems attached to chapter 2.
- Homework Set 3: Concept generation and trade studies: 4 graded problems attached to chapter 3.
- Homework Set 4: Technical development and iteration: 4 graded problems attached to chapter 4.
- Homework Set 5: Verification planning and design communication: 4 graded problems attached to chapter 5.
- Homework Set 6: Design review and official submission: 4 graded problems attached to chapter 6.

Quiz structure

- Quiz 1: Problem framing and design requirements and Requirements decomposition and stakeholder mapping: 4 questions, timed, and single-attempt in the live course. Quiz 1 should be taken only after you can solve the chapter homework without outside prompts.
- Quiz 2: Concept generation and trade studies and Technical development and iteration: 4 questions, timed, and single-attempt in the live course. Quiz 2 should be taken only after you can solve the chapter homework without outside prompts.
- Quiz 3: Verification planning and design communication and Design review and official submission: 4 questions, timed, and single-attempt in the live course. Quiz 3 should be taken only after you can solve the chapter homework without outside prompts.

Official mastery exam

- Foundations of Materials and Manufacturing cumulative mastery exam: 7 major questions, High rigor, first official attempt locks the course grade.

Foundations of Materials and Manufacturing cumulative mastery exam preparation checklist

- Review every lesson in Foundations of Materials and Manufacturing and be able to explain why each method is used, not only how it is executed.
- Practice complete written solutions, because Summit grades setup quality, assumptions, and interpretation directly.
- Use the guided practice and quizzes until you can explain the method flow without outside prompts.
- Expect the official exam to combine method choice, disciplined setup, and a defended conclusion in the same answer.

How to use this book before assessment

- Read the relevant chapter and rebuild both worked examples without looking.
- Solve the guided practice in the chapter before attempting the graded homework.
- Check your chapter-homework answers only after you complete a full written attempt.
- Review the quiz answer key after each chapter block and classify your errors by concept, setup, algebra, or interpretation.
- Before the official exam, revisit the chapter purposes, homework corrections, and answer-key notes rather than rereading formulas only.

Chapter 8

Course vocabulary index

- @@TOKEN_0@@: treat this as a working term in the course. You should be able to define it, recognize where it appears, and use it correctly in a solution or explanation.
- @@TOKEN_0@@: treat this as a working term in the course. You should be able to define it, recognize where it appears, and use it correctly in a solution or explanation.
- @@TOKEN_0@@: treat this as a working term in the course. You should be able to define it, recognize where it appears, and use it correctly in a solution or explanation.
- @@TOKEN_0@@: treat this as a working term in the course. You should be able to define it, recognize where it appears, and use it correctly in a solution or explanation.
- @@TOKEN_0@@: treat this as a working term in the course. You should be able to define it, recognize where it appears, and use it correctly in a solution or explanation.
- @@TOKEN_0@@: treat this as a working term in the course. You should be able to define it, recognize where it appears, and use it correctly in a solution or explanation.
- @@TOKEN_0@@: treat this as a working term in the course. You should be able to define it, recognize where it appears, and use it correctly in a solution or explanation.
- @@TOKEN_0@@: treat this as a working term in the course. You should be able to define it, recognize where it appears, and use it correctly in a solution or explanation.
- @@TOKEN_0@@: treat this as a working term in the course. You should be able to define it, recognize where it appears, and use it correctly in a solution or explanation.
- @@TOKEN_0@@: treat this as a working term in the course. You should be able to define it, recognize where it appears, and use it correctly in a solution or explanation.
- @@TOKEN_0@@: treat this as a working term in the course. You should be able to define it, recognize where it appears, and use it correctly in a solution or explanation.
- @@TOKEN_0@@: treat this as a working term in the course. You should be able to define it, recognize where it appears, and use it correctly in a solution or explanation.
- @@TOKEN_0@@: treat this as a working term in the course. You should be able to define it, recognize where it appears, and use it correctly in a solution or explanation.
- @@TOKEN_0@@: treat this as a working term in the course. You should be able to define it, recognize where it appears, and use it correctly in a solution or explanation.

Chapter 9

Back-of-book answers and solution outlines

Guided practice answer key

Chapter 1: Problem framing and design requirements

@@TOKEN_0@@

1. Work a foundations of materials and manufacturing problem built around material-class comparison. Explain the setup, the governing method, and the final conclusion you would defend.

- Checkpoint answer: A strong checkpoint answer identifies material-class comparison, builds a disciplined setup, and defends a final conclusion. - Solution note: A complete solution begins from material-class comparison, applies the correct course method, and closes with a written interpretation that explains why the result is reasonable.

1. Work a foundations of materials and manufacturing problem built around process-route identification. Explain the setup, the governing method, and the final conclusion you would defend.

- Checkpoint answer: A strong checkpoint answer identifies process-route identification, builds a disciplined setup, and defends a final conclusion. - Solution note: A complete solution begins from process-route identification, applies the correct course method, and closes with a written interpretation that explains why the result is reasonable.

1. Work a foundations of materials and manufacturing problem built around notation and conventions. Explain the setup, the governing method, and the final conclusion you would defend.

- Checkpoint answer: A strong checkpoint answer identifies notation and conventions, builds a disciplined setup, and defends a final conclusion. - Solution note: A complete solution begins from notation and conventions, applies the correct course method, and closes with a written interpretation that explains why the result is reasonable.

Chapter 2: Requirements decomposition and stakeholder mapping

@@TOKEN_0@@

1. Work a foundations of materials and manufacturing problem built around process-route identification. Explain the setup, the governing method, and the final conclusion you would defend.

- Checkpoint answer: A strong checkpoint answer identifies process-route identification, builds a disciplined setup, and defends a final conclusion. - Solution note: A complete solution begins from process-route identification, applies the correct course method, and closes with a written interpretation that explains why the result is reasonable.

1. Work a foundations of materials and manufacturing problem built around property-target translation. Explain the setup, the governing method, and the final conclusion you would defend.

- Checkpoint answer: A strong checkpoint answer identifies property-target translation, builds a disciplined setup, and defends a final conclusion. - Solution note: A complete solution begins from property-target translation, applies the correct course method, and closes with a written interpretation that explains why the result is reasonable.

1. Work a foundations of materials and manufacturing problem built around structured workflow. Explain the setup, the governing method, and the final conclusion you would defend.

- Checkpoint answer: A strong checkpoint answer identifies structured workflow, builds a disciplined setup, and defends a final conclusion. - Solution note: A complete solution begins from structured workflow, applies the correct course method, and closes with a written interpretation that explains why the result is reasonable.

Chapter 3: Concept generation and trade studies

@@TOKEN_0@@

1. Work a foundations of materials and manufacturing problem built around property-target translation. Explain the setup, the governing method, and the final conclusion you would defend.

- Checkpoint answer: A strong checkpoint answer identifies property-target translation, builds a disciplined setup, and defends a final conclusion. - Solution note: A complete solution begins from property-target translation, applies the correct course method, and closes with a written interpretation that explains why the result is reasonable.

1. Work a foundations of materials and manufacturing problem built around material-class comparison. Explain the setup, the governing method, and the final conclusion you would defend.

- Checkpoint answer: A strong checkpoint answer identifies material-class comparison, builds a disciplined setup, and defends a final conclusion. - Solution note: A complete solution begins from material-class comparison, applies the correct course method, and closes with a written interpretation that explains why the result is reasonable.

1. Work a foundations of materials and manufacturing problem built around technical method extension. Explain the setup, the governing method, and the final conclusion you would defend.

- Checkpoint answer: A strong checkpoint answer identifies technical method extension, builds a disciplined setup, and defends a final conclusion. - Solution note: A complete solution begins from technical method extension, applies the correct course method, and closes with a written interpretation that explains why the result is reasonable.

Chapter 4: Technical development and iteration

@@TOKEN_0@@

1. Work a foundations of materials and manufacturing problem built around property-target translation. Explain the setup, the governing method, and the final conclusion you would defend.

- Checkpoint answer: A strong checkpoint answer identifies property-target translation, builds a disciplined setup, and defends a final conclusion. - Solution note: A complete solution begins from property-target translation, applies the correct course method, and closes with a written interpretation that explains why the result is reasonable.

1. Work a foundations of materials and manufacturing problem built around selection communication. Explain the setup, the governing method, and the final conclusion you would defend.

- Checkpoint answer: A strong checkpoint answer identifies selection communication, builds a disciplined setup, and defends a final conclusion. - Solution note: A complete solution begins from selection communication, applies the correct course method, and closes with a written interpretation that explains why the result is reasonable.

1. Work a foundations of materials and manufacturing problem built around performance interpretation. Explain the setup, the governing method, and the final conclusion you would defend.

- Checkpoint answer: A strong checkpoint answer identifies performance interpretation, builds a disciplined setup, and defends a final conclusion. - Solution note: A complete solution begins from performance interpretation, applies the correct course method, and closes with a written interpretation that explains why the result is reasonable.

Chapter 5: Verification planning and design communication

@@TOKEN_0@@

1. Work a foundations of materials and manufacturing problem built around selection communication. Explain the setup, the governing method, and the final conclusion you would defend.

- Checkpoint answer: A strong checkpoint answer identifies selection communication, builds a disciplined setup, and defends a final conclusion. - Solution note: A complete solution begins from selection communication, applies the correct course method, and closes with a written interpretation that explains why the result is reasonable.

1. Work a foundations of materials and manufacturing problem built around process-route identification. Explain the setup, the governing method, and the final conclusion you would defend.

- Checkpoint answer: A strong checkpoint answer identifies process-route identification, builds a disciplined setup, and defends a final conclusion. - Solution note: A complete solution begins from process-route identification, applies the correct course method, and closes with a written interpretation that explains why the result is reasonable.

1. Work a foundations of materials and manufacturing problem built around technical communication. Explain the setup, the governing method, and the final conclusion you would defend.

- Checkpoint answer: A strong checkpoint answer identifies technical communication, builds a disciplined setup, and defends a final conclusion. - Solution note: A complete solution begins from technical communication, applies the correct course method, and closes with a written interpretation that explains why the result is reasonable.

Chapter 6: Design review and official submission

@@TOKEN_0@@

1. Work a foundations of materials and manufacturing problem built around material-class comparison. Explain the setup, the governing method, and the final conclusion you would defend.

- Checkpoint answer: A strong checkpoint answer identifies material-class comparison, builds a disciplined setup, and defends a final conclusion. - Solution note: A complete solution begins from material-class comparison, applies the correct course method, and closes with a written interpretation that explains why the result is reasonable.

1. Work a foundations of materials and manufacturing problem built around selection communication. Explain the setup, the governing method, and the final conclusion you would defend.

- Checkpoint answer: A strong checkpoint answer identifies selection communication, builds a disciplined setup, and defends a final conclusion. - Solution note: A complete solution begins from selection communication, applies the correct course method, and closes with a written interpretation that explains why the result is reasonable.

1. Work a foundations of materials and manufacturing problem built around review strategy. Explain the setup, the governing method, and the final conclusion you would defend.

- Checkpoint answer: A strong checkpoint answer identifies review strategy, builds a disciplined setup, and defends a final conclusion. - Solution note: A complete solution begins from review strategy, applies the correct course method, and closes with a written interpretation that explains why the result is reasonable.

Homework answer key

Homework Set 1: Problem framing and design requirements

1. Complete a full foundations of materials and manufacturing problem centered on material-class comparison. State the setup, the governing method, and the engineering conclusion you would defend.

- Answer / solution summary: A strong answer identifies the governing model for material-class comparison, states assumptions explicitly, works through the key analytical steps, and closes with a technically defensible conclusion tied to the scenario.

1. Complete a full foundations of materials and manufacturing problem centered on process-route identification. State the setup, the governing method, and the engineering conclusion you would defend.

- Answer / solution summary: A strong answer identifies the governing model for process-route identification, states assumptions explicitly, works through the key analytical steps, and closes with a technically defensible conclusion tied to the scenario.

1. Complete a full foundations of materials and manufacturing problem centered on notation and conventions. State the setup, the governing method, and the engineering conclusion you would defend.

- Answer / solution summary: A strong answer identifies the governing model for notation and conventions, states assumptions explicitly, works through the key analytical steps, and closes with a technically defensible conclusion tied to the scenario.

1. Complete a full foundations of materials and manufacturing problem centered on baseline model setup. State the setup, the governing method, and the engineering conclusion you would defend.

- Answer / solution summary: A strong answer identifies the governing model for baseline model setup, states assumptions explicitly, works through the key analytical steps, and closes with a technically defensible conclusion tied to the scenario.

Homework Set 2: Requirements decomposition and stakeholder mapping

1. Complete a full foundations of materials and manufacturing problem centered on process-route identification. State the setup, the governing method, and the engineering conclusion you would defend.

- Answer / solution summary: A strong answer identifies the governing model for process-route identification, states assumptions explicitly, works through the key analytical steps, and closes with a technically defensible conclusion tied to the scenario.

1. Complete a full foundations of materials and manufacturing problem centered on property-target translation. State the setup, the governing method, and the engineering conclusion you would defend.

- Answer / solution summary: A strong answer identifies the governing model for property-target translation, states assumptions explicitly, works through the key analytical steps, and closes with a technically defensible conclusion tied to the scenario.

1. Complete a full foundations of materials and manufacturing problem centered on structured workflow. State the setup, the governing method, and the engineering conclusion you would defend.

- Answer / solution summary: A strong answer identifies the governing model for structured workflow, states assumptions explicitly, works through the key analytical steps, and closes with a technically defensible conclusion tied to the scenario.

1. Complete a full foundations of materials and manufacturing problem centered on assumption handling. State the setup, the governing method, and the engineering conclusion you would defend.

- Answer / solution summary: A strong answer identifies the governing model for assumption handling, states assumptions explicitly, works through the key analytical steps, and closes with a technically defensible conclusion tied to the scenario.

Homework Set 3: Concept generation and trade studies

1. Complete a full foundations of materials and manufacturing problem centered on property-target translation. State the setup, the governing method, and the engineering conclusion you would defend.

- Answer / solution summary: A strong answer identifies the governing model for property-target translation, states assumptions explicitly, works through the key analytical steps, and closes with a technically defensible conclusion tied to the scenario.

1. Complete a full foundations of materials and manufacturing problem centered on material-class comparison. State the setup, the governing method, and the engineering conclusion you would defend.

- Answer / solution summary: A strong answer identifies the governing model for material-class comparison, states assumptions explicitly, works through the key analytical steps, and closes with a technically defensible conclusion tied to the scenario.

1. Complete a full foundations of materials and manufacturing problem centered on technical method extension. State the setup, the governing method, and the engineering conclusion you would defend.

- Answer / solution summary: A strong answer identifies the governing model for technical method extension, states assumptions explicitly, works through the key analytical steps, and closes with a technically defensible conclusion tied to the scenario.

1. Complete a full foundations of materials and manufacturing problem centered on quality checks. State the setup, the governing method, and the engineering conclusion you would defend.

- Answer / solution summary: A strong answer identifies the governing model for quality checks, states assumptions explicitly, works through the key analytical steps, and closes with a technically defensible conclusion tied to the scenario.

Homework Set 4: Technical development and iteration

1. Complete a full foundations of materials and manufacturing problem centered on property-target translation. State the setup, the governing method, and the engineering conclusion you would defend.

- Answer / solution summary: A strong answer identifies the governing model for property-target translation, states assumptions explicitly, works through the key analytical steps, and closes with a technically defensible conclusion tied to the scenario.

1. Complete a full foundations of materials and manufacturing problem centered on selection communication. State the setup, the governing method, and the engineering conclusion you would defend.

- Answer / solution summary: A strong answer identifies the governing model for selection communication, states assumptions explicitly, works through the key analytical steps, and closes with a technically defensible conclusion tied to the scenario.

1. Complete a full foundations of materials and manufacturing problem centered on performance interpretation. State the setup, the governing method, and the engineering conclusion you would defend.

- Answer / solution summary: A strong answer identifies the governing model for performance interpretation, states assumptions explicitly, works through the key analytical steps, and closes with a technically defensible conclusion tied to the scenario.

1. Complete a full foundations of materials and manufacturing problem centered on tradeoff reasoning. State the setup, the governing method, and the engineering conclusion you would defend.

- Answer / solution summary: A strong answer identifies the governing model for tradeoff reasoning, states assumptions explicitly, works through the key analytical steps, and closes with a technically defensible conclusion tied to the scenario.

Homework Set 5: Verification planning and design communication

1. Complete a full foundations of materials and manufacturing problem centered on selection communication. State the setup, the governing method, and the engineering conclusion you would defend.

- Answer / solution summary: A strong answer identifies the governing model for selection communication, states assumptions explicitly, works through the key analytical steps, and closes with a technically defensible conclusion tied to the scenario.

1. Complete a full foundations of materials and manufacturing problem centered on process-route identification. State the setup, the governing method, and the engineering conclusion you would defend.

- Answer / solution summary: A strong answer identifies the governing model for process-route identification, states assumptions explicitly, works through the key analytical steps, and closes with a technically defensible conclusion tied to the scenario.

1. Complete a full foundations of materials and manufacturing problem centered on technical communication. State the setup, the governing method, and the engineering conclusion you would defend.

- Answer / solution summary: A strong answer identifies the governing model for technical communication, states assumptions explicitly, works through the key analytical steps, and closes with a technically defensible conclusion tied to the scenario.

1. Complete a full foundations of materials and manufacturing problem centered on case-study integration. State the setup, the governing method, and the engineering conclusion you would defend.

- Answer / solution summary: A strong answer identifies the governing model for case-study integration, states assumptions explicitly, works through the key analytical steps, and closes with a technically defensible conclusion tied to the scenario.

Homework Set 6: Design review and official submission

1. Complete a full foundations of materials and manufacturing problem centered on material-class comparison. State the setup, the governing method, and the engineering conclusion you would defend.

- Answer / solution summary: A strong answer identifies the governing model for material-class comparison, states assumptions explicitly, works through the key analytical steps, and closes with a technically defensible conclusion tied to the scenario.

1. Complete a full foundations of materials and manufacturing problem centered on selection communication. State the setup, the governing method, and the engineering conclusion you would defend.

- Answer / solution summary: A strong answer identifies the governing model for selection communication, states assumptions explicitly, works through the key analytical steps, and closes with a technically defensible conclusion tied to the scenario.

1. Complete a full foundations of materials and manufacturing problem centered on review strategy. State the setup, the governing method, and the engineering conclusion you would defend.

- Answer / solution summary: A strong answer identifies the governing model for review strategy, states assumptions explicitly, works through the key analytical steps, and closes with a technically defensible conclusion tied to the scenario.

1. Complete a full foundations of materials and manufacturing problem centered on official assessment preparation. State the setup, the governing method, and the engineering conclusion you would defend.

- Answer / solution summary: A strong answer identifies the governing model for official assessment preparation, states assumptions explicitly, works through the key analytical steps, and closes with a technically defensible conclusion tied to the scenario.

Quiz answer key

Quiz 1: Problem framing and design requirements and Requirements decomposition and stakeholder mapping

1. Which topic is a direct priority inside Problem framing and design requirements?

- Answer key: Material-class comparison. Material-class comparison is named directly in the Problem framing and design requirements study block and is one of the required ideas for mastery in this course.

1. Which topic is a direct priority inside Problem framing and design requirements?

- Answer key: Process-route identification. Process-route identification is named directly in the Problem framing and design requirements study block and is one of the required ideas for mastery in this course.

1. Which topic is a direct priority inside Requirements decomposition and stakeholder mapping?

- Answer key: Process-route identification. Process-route identification is named directly in the Requirements decomposition and stakeholder mapping study block and is one of the required ideas for mastery in this course.

1. Which topic is a direct priority inside Requirements decomposition and stakeholder mapping?

- Answer key: Property-target translation. Property-target translation is named directly in the Requirements decomposition and stakeholder mapping study block and is one of the required ideas for mastery in this course.

Quiz 2: Concept generation and trade studies and Technical development and iteration

1. Which topic is a direct priority inside Concept generation and trade studies?

- Answer key: Property-target translation. Property-target translation is named directly in the Concept generation and trade studies study block and is one of the required ideas for mastery in this course.

1. Which topic is a direct priority inside Concept generation and trade studies?

- Answer key: Material-class comparison. Material-class comparison is named directly in the Concept generation and trade studies study block and is one of the required ideas for mastery in this course.

1. Which topic is a direct priority inside Technical development and iteration?

- Answer key: Property-target translation. Property-target translation is named directly in the Technical development and iteration study block and is one of the required ideas for mastery in this course.

1. Which topic is a direct priority inside Technical development and iteration?

- Answer key: Selection communication. Selection communication is named directly in the Technical development and iteration study block and is one of the required ideas for mastery in this course.

Quiz 3: Verification planning and design communication and Design review and official submission

1. Which topic is a direct priority inside Verification planning and design communication?

- Answer key: Selection communication. Selection communication is named directly in the Verification planning and design communication study block and is one of the required ideas for mastery in this course.

1. Which topic is a direct priority inside Verification planning and design communication?

- Answer key: Process-route identification. Process-route identification is named directly in the Verification planning and design communication study block and is one of the required ideas for mastery in this course.

1. Which topic is a direct priority inside Design review and official submission?

- Answer key: Material-class comparison. Material-class comparison is named directly in the Design review and official submission study block and is one of the required ideas for mastery in this course.

1. Which topic is a direct priority inside Design review and official submission?

- Answer key: Selection communication. Selection communication is named directly in the Design review and official submission study block and is one of the required ideas for mastery in this course.

Mastery exam solution outlines

Foundations of Materials and Manufacturing cumulative mastery exam

1. Explain how material-class comparison is used inside Foundations of Materials and Manufacturing to analyze or design around process-route identification. Give the method, the assumptions that matter, and the conclusion you would stand behind.

- What to show: The governing principle behind material-class comparison; A disciplined setup for process-route identification; A clear engineering conclusion - Solution outline: A strong solution identifies the governing principle for material-class comparison before jumping into algebra, computation, or design detail. The work should connect material-class comparison to process-route identification with explicit assumptions, a defensible setup, and a technically clear conclusion.

1. Explain how process-route identification is used inside Foundations of Materials and Manufacturing to analyze or design around property-target translation. Give the method, the assumptions that matter, and the conclusion you would stand behind.

- What to show: The governing principle behind process-route identification; A disciplined setup for property-target translation; A clear engineering conclusion - Solution outline: A strong solution identifies the governing principle for process-route identification before jumping into algebra, computation, or design detail. The work should connect process-route identification to property-target translation with explicit assumptions, a defensible setup, and a technically clear conclusion.

1. Explain how property-target translation is used inside Foundations of Materials and Manufacturing to analyze or design around material-class comparison. Give the method, the assumptions that matter, and the conclusion you would stand behind.

- What to show: The governing principle behind property-target translation; A disciplined setup for material-class comparison; A clear engineering conclusion - Solution outline: A strong solution identifies the governing principle for property-target translation before jumping into algebra, computation, or design detail. The work should connect property-target translation to material-class comparison with explicit assumptions, a defensible setup, and a technically clear conclusion.

1. Explain how property-target translation is used inside Foundations of Materials and Manufacturing to analyze or design around selection communication. Give the method, the assumptions that matter, and the conclusion you would stand behind.

- What to show: The governing principle behind property-target translation; A disciplined setup for selection communication; A clear engineering conclusion - Solution outline: A strong solution identifies the governing principle for property-target translation before jumping into algebra, computation, or design detail. The work should connect property-target translation to selection communication with explicit assumptions, a defensible setup, and a technically clear conclusion.

1. Explain how selection communication is used inside Foundations of Materials and Manufacturing to analyze or design around process-route identification. Give the method, the assumptions that matter, and the conclusion you would stand behind.

- What to show: The governing principle behind selection communication; A disciplined setup for process-route identification; A clear engineering conclusion - Solution outline: A strong solution identifies the governing principle for selection communication before jumping into algebra, computation, or design detail. The work should connect selection communication to process-route identification with explicit assumptions, a defensible setup, and a technically clear conclusion.

1. Explain how material-class comparison is used inside Foundations of Materials and Manufacturing to analyze or design around selection communication. Give the method, the assumptions that matter, and the conclusion you would stand behind.

- What to show: The governing principle behind material-class comparison; A disciplined setup for selection communication; A clear engineering conclusion - Solution outline: A strong solution identifies the governing principle for material-class comparison before jumping into algebra, computation, or design detail. The work should connect material-class comparison to selection communication with explicit assumptions, a defensible setup, and a technically clear conclusion.

1. Write a cumulative response that shows how a student in Foundations of Materials and Manufacturing should move from problem statement to defended result. Use the course outcomes to explain what high-quality work looks like.

- What to show: A staged engineering workflow; The assumptions or modeling choices that control the result; A defended final interpretation - Solution outline: A strong answer reflects the course outcome "Explain and use the core workflow behind materials selection and manufacturing pathways." and explains how disciplined setup, method choice, and interpretation fit together. The response should describe a full workflow, not isolated vocabulary words.

Reference note

For the full bibliography behind this textbook, use @@TOKEN_0@@. The answer key in this book is Summit-authored and aligned to the live course runtime.