

# Summit ISE 310: Deterministic Optimization

Summit fully illustrated textbook edition

---



Original Summit-authored instructional text generated from the live course runtime, bibliography layer, and assessment structure.

March 22, 2026

@@TOKEN\_0@@ Summit first edition draft @@TOKEN\_1@@ college @@TOKEN\_2@@ 3 @@TO-  
KEN\_3@@ 14 weeks @@TOKEN\_4@@ 6-9 hours each week

# Originality note

This textbook is a Summit-authored instructional text. It is informed by the course bibliography in @@TOKEN\_0@@ and by open academic references used elsewhere in Summit, but it does not copy or restate any single commercial textbook.

# How this textbook was built

This book was generated from the live Summit course runtime for Deterministic Optimization: the syllabus, lesson sequence, reading chapters, guided practice, homework sets, quizzes, mastery exam, and workload standard. The design goal is to give a student a usable, course-complete book while preserving original Summit wording and sequencing.

Linear, network, and deterministic optimization models for engineering planning and operations. Summit positions this course around deterministic optimization for engineered systems and operations.

Systems chapters should keep interactions, constraints, and decision consequences visible instead of treating each variable in isolation.

This volume is structured as a teaching book rather than a bare note pack. Every chapter contains explanation, worked examples, guided practice, chapter homework, and a rear answer key so the student can study independently and still get disciplined feedback.

# Course use guide

- Read one chapter at a time in sequence; each chapter is aligned to a live lesson block in the course workspace.
- Rebuild the worked examples before attempting the graded homework or quiz material.
- Keep a scratch notebook beside the text and write down assumptions, diagrams, and the points where you usually get stuck.
- Use the course tutor, guided practice, and homework only after you can explain the chapter in your own words.

# Contents

Originality note	ii
How this textbook was built	iii
Course use guide	iv
Course map	vi
Prerequisite and readiness position	vii
Semester workload standard	viii
Reference basis	ix
1 Chapter 1 Foundations and governing ideas	1
2 Chapter 2 Core methods and notation discipline	7
3 Chapter 3 Extended methods and decision workflow	13
4 Chapter 4 Applications and system interpretation	19
5 Chapter 5 Integrated casework and professional communication	25
6 Chapter 6 Cumulative review and official assessment	31
7 Quiz review and official exam preparation	37
8 Course vocabulary index	39

**9 Back-of-book answers and solution outlines**

**40**

# Course map

- 6 live lesson chapters
- 6 graded homework checkpoints
- 3 timed quizzes
- 1 cumulative mastery exam
- 5 declared course outcomes

# Prerequisite and readiness position

Course prerequisites: linear-algebra-for-engineers, calculus-ii.

This course assumes the prerequisite tools are usable without reteaching them during the term. Summit treats prerequisites as active working knowledge, not paperwork only.

# Semester workload standard

Summit runtime workload label: 6-9 hours each week.

# Reference basis

Primary synthesis anchors from the bibliography for this course (50 listed references total):

1. Introduction to Operations Research
2. Operations Research: Applications and Algorithms
3. Simulation Modeling and Analysis
4. Factory Physics
5. Supply Chain Engineering
6. Operations research
7. Operations Research
8. Operations Research for Management

# Chapter 1

## Chapter 1 Foundations and governing ideas

### Chapter purpose

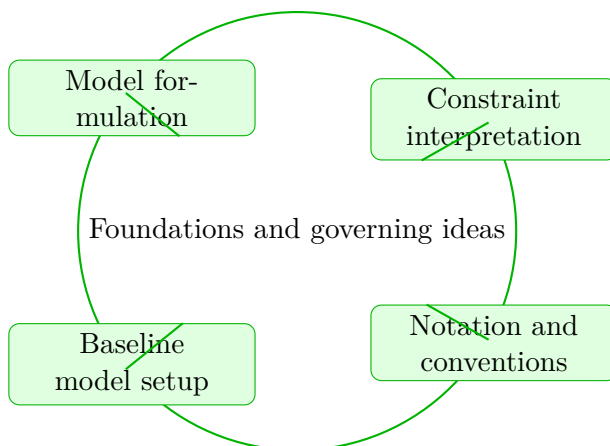
Deterministic Optimization concentrates on model formulation and constraint interpretation in the context of deterministic optimization for engineered systems and operations.

This chapter sits at the opening of Deterministic Optimization. It develops Model formulation, Constraint interpretation, Notation and conventions, and Baseline model setup so that the student can move from explanation to execution without losing the thread of the course.

The student should read this chapter with a network mindset. Whether the subject is management, operations, infrastructure, or policy, the point is to see how local choices reshape the whole system. The book therefore emphasizes interdependence, feedback, and tradeoff reasoning.

### Core ideas

- Model formulation
- Constraint interpretation
- Notation and conventions
- Baseline model setup



## How to think through this chapter

Method in this family usually starts by naming the system boundary, the objective function or decision goal, the important constraints, and the major stakeholders. From there the student should structure the analysis so that recommendations remain traceable to evidence.

When working this chapter, keep the following question active: @@TOKEN\_0@@ A good student answer should connect setup, assumptions, and conclusion instead of only chasing a final number or sentence.

Deterministic Optimization concentrates on model formulation and constraint interpretation in the context of deterministic optimization for engineered systems and operations.

## Why Foundations and governing ideas matters in Deterministic Optimization

Foundations and governing ideas is not just another topic block. It is where students learn to organize their thinking so that model formulation becomes a deliberate tool instead of a memorized step list.

Summit treats this lesson as applied reasoning: students should be able to say what the model is doing, what assumptions it needs, and why the conclusion would hold up under review.

## How strong students move through this material

The strongest approach is to begin with the governing idea, then connect it to the problem setup, and only then carry out the detailed work. In this lesson that usually means centering model formulation before letting algebra, computation, or design detail take over.

When constraint interpretation enters the picture, the student should already know what variables, constraints, or interpretations matter. That prevents the work from collapsing into disconnected

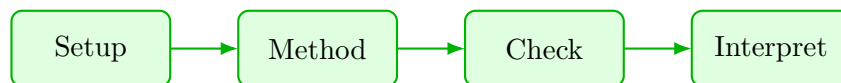
steps.

## What to watch for when the work gets harder

Notation and conventions usually separate surface familiarity from real mastery. This is where students need to slow down, keep notation disciplined, and explain why the method choice still fits the problem.

A top-quality solution is not just correct. It is organized, explicit about assumptions, and clear enough that another engineer or instructor could audit the logic without guessing what was meant.

## Worked example



@@TOKEN\_0@@ Outline a complete deterministic optimization approach that uses model formulation to reason through constraint interpretation.

1. Start by identifying the governing principle behind model formulation and state the assumptions that make it valid in this setting.
2. Define the variables, coordinate choices, constraints, or design criteria that control constraint interpretation.
3. Carry the method through in a disciplined sequence, showing where model formulation shapes the setup and intermediate steps.
4. Close with an engineering interpretation that explains what the result means and why the conclusion is reasonable.

Read this example twice: once for the flow of ideas and once for the technical structure of the solution.

## Worked-through guided example

@@TOKEN\_0@@ Work a deterministic optimization problem built around model formulation. Explain the setup, the governing method, and the final conclusion you would defend.

1. State why model formulation is the controlling idea in this problem.
2. List the variables, assumptions, and governing relationships before trying to solve.
3. Carry the reasoning forward in a clean sequence and end with a technical interpretation.

A complete solution begins from model formulation, applies the correct course method, and closes with a written interpretation that explains why the result is reasonable.

## Instructor commentary

Students should annotate this chapter for structure, not just facts. Mark where the argument changes direction, where the method requires a hidden assumption, and where the conclusion becomes more general than the worked example. If the chapter feels easy while you are reading it but difficult when you close the page, you have not yet converted recognition into mastery.

Study should alternate between framework notes, applied cases, and short decision memos so that analysis and communication stay connected.

## Practice while you read

#### Foundations and governing ideas guided practice

Deterministic Optimization concentrates on model formulation and constraint interpretation in the context of deterministic optimization for engineered systems and operations.

@@TOKEN\_0@@ Work a deterministic optimization problem built around model formulation. Explain the setup, the governing method, and the final conclusion you would defend.

- Hint: Return to the key idea model formulation and identify what assumptions, variables, or constraints must be fixed before you work forward.
- Step 1: State why model formulation is the controlling idea in this problem.
- Step 2: List the variables, assumptions, and governing relationships before trying to solve.
- Step 3: Carry the reasoning forward in a clean sequence and end with a technical interpretation.
- Checkpoint: A strong checkpoint answer identifies model formulation, builds a disciplined setup, and defends a final conclusion.

@@TOKEN\_0@@ Work a deterministic optimization problem built around constraint interpretation. Explain the setup, the governing method, and the final conclusion you would defend.

- Hint: Return to the key idea constraint interpretation and identify what assumptions, variables, or constraints must be fixed before you work forward.
- Step 1: State why constraint interpretation is the controlling idea in this problem.
- Step 2: List the variables, assumptions, and governing relationships before trying to solve.
- Step 3: Carry the reasoning forward in a clean sequence and end with a technical interpretation.
- Checkpoint: A strong checkpoint answer identifies constraint interpretation, builds a disciplined setup, and defends a final conclusion.

## Chapter homework

@@TOKEN\_0@@ Deterministic Optimization concentrates on model formulation and constraint interpretation in the context of deterministic optimization for engineered systems and operations.

1. Complete a full deterministic optimization problem centered on model formulation. State the setup, the governing method, and the engineering conclusion you would defend.
2. Complete a full deterministic optimization problem centered on constraint interpretation. State the setup, the governing method, and the engineering conclusion you would defend.
3. Complete a full deterministic optimization problem centered on notation and conventions. State the setup, the governing method, and the engineering conclusion you would defend.
4. Complete a full deterministic optimization problem centered on baseline model setup. State the setup, the governing method, and the engineering conclusion you would defend.

Answers for these homework problems appear in the back-of-book answer key.

## Chapter summary and study notes

- Explain when model formulation is the right tool and when it is not.
- Carry a full solution or analysis from setup to conclusion without skipping assumptions.
- Use notation, units, and technical language clearly enough for formal grading.

## Study tips

- Name the governing idea first: Model formulation.
- Write down assumptions and constraints before pushing through calculations or design choices.
- End every serious solution with a technical interpretation, not only a final number or label.

## Common traps

- Jumping into symbol manipulation before the governing model is clear.
- Treating the procedure like a script instead of checking whether the assumptions still hold.
- Stopping at the answer line without explaining what the result means in context.

**Family-level errors to watch for**

- Optimizing one piece of the system without checking spillover effects.
- Confusing a metric with the real decision objective.
- Making recommendations without showing the logic or tradeoffs behind them.

## Chapter 2

# Chapter 2 Core methods and notation discipline

### Chapter purpose

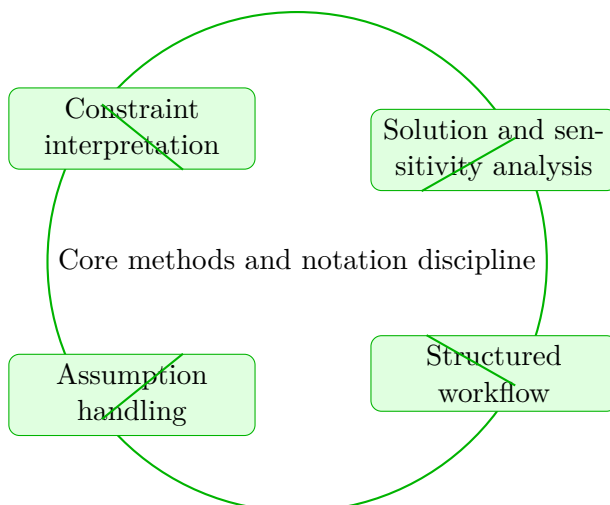
Deterministic Optimization concentrates on constraint interpretation and solution and sensitivity analysis in the context of deterministic optimization for engineered systems and operations.

This chapter sits in the middle of Deterministic Optimization. It develops Constraint interpretation, Solution and sensitivity analysis, Structured workflow, and Assumption handling so that the student can move from explanation to execution without losing the thread of the course.

The student should read this chapter with a network mindset. Whether the subject is management, operations, infrastructure, or policy, the point is to see how local choices reshape the whole system. The book therefore emphasizes interdependence, feedback, and tradeoff reasoning.

### Core ideas

- Constraint interpretation
- Solution and sensitivity analysis
- Structured workflow
- Assumption handling



## How to think through this chapter

Method in this family usually starts by naming the system boundary, the objective function or decision goal, the important constraints, and the major stakeholders. From there the student should structure the analysis so that recommendations remain traceable to evidence.

When working this chapter, keep the following question active: @@TOKEN\_0@@ A good student answer should connect setup, assumptions, and conclusion instead of only chasing a final number or sentence.

Deterministic Optimization concentrates on constraint interpretation and solution and sensitivity analysis in the context of deterministic optimization for engineered systems and operations.

## Why Core methods and notation discipline matters in Deterministic Optimization

Core methods and notation discipline is not just another topic block. It is where students learn to organize their thinking so that constraint interpretation becomes a deliberate tool instead of a memorized step list.

Summit treats this lesson as applied reasoning: students should be able to say what the model is doing, what assumptions it needs, and why the conclusion would hold up under review.

## How strong students move through this material

The strongest approach is to begin with the governing idea, then connect it to the problem setup, and only then carry out the detailed work. In this lesson that usually means centering constraint interpretation before letting algebra, computation, or design detail take over.

When solution and sensitivity analysis enters the picture, the student should already know what

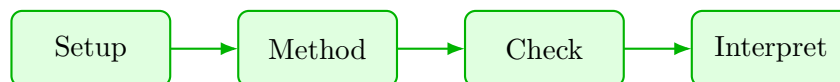
variables, constraints, or interpretations matter. That prevents the work from collapsing into disconnected steps.

## What to watch for when the work gets harder

Structured workflow usually separate surface familiarity from real mastery. This is where students need to slow down, keep notation disciplined, and explain why the method choice still fits the problem.

A top-quality solution is not just correct. It is organized, explicit about assumptions, and clear enough that another engineer or instructor could audit the logic without guessing what was meant.

## Worked example



@@TOKEN\_0@@ Outline a complete deterministic optimization approach that uses constraint interpretation to reason through solution and sensitivity analysis.

1. Start by identifying the governing principle behind constraint interpretation and state the assumptions that make it valid in this setting.
2. Define the variables, coordinate choices, constraints, or design criteria that control solution and sensitivity analysis.
3. Carry the method through in a disciplined sequence, showing where constraint interpretation shapes the setup and intermediate steps.
4. Close with an engineering interpretation that explains what the result means and why the conclusion is reasonable.

Read this example twice: once for the flow of ideas and once for the technical structure of the solution.

## Worked-through guided example

@@TOKEN\_0@@ Work a deterministic optimization problem built around constraint interpretation. Explain the setup, the governing method, and the final conclusion you would defend.

1. State why constraint interpretation is the controlling idea in this problem.
2. List the variables, assumptions, and governing relationships before trying to solve.

3. Carry the reasoning forward in a clean sequence and end with a technical interpretation.

A complete solution begins from constraint interpretation, applies the correct course method, and closes with a written interpretation that explains why the result is reasonable.

## Instructor commentary

Students should annotate this chapter for structure, not just facts. Mark where the argument changes direction, where the method requires a hidden assumption, and where the conclusion becomes more general than the worked example. If the chapter feels easy while you are reading it but difficult when you close the page, you have not yet converted recognition into mastery.

Study should alternate between framework notes, applied cases, and short decision memos so that analysis and communication stay connected.

## Practice while you read

#### Core methods and notation discipline guided practice

Deterministic Optimization concentrates on constraint interpretation and solution and sensitivity analysis in the context of deterministic optimization for engineered systems and operations.

@@TOKEN\_0@@ Work a deterministic optimization problem built around constraint interpretation. Explain the setup, the governing method, and the final conclusion you would defend.

- Hint: Return to the key idea constraint interpretation and identify what assumptions, variables, or constraints must be fixed before you work forward.
- Step 1: State why constraint interpretation is the controlling idea in this problem.
- Step 2: List the variables, assumptions, and governing relationships before trying to solve.
- Step 3: Carry the reasoning forward in a clean sequence and end with a technical interpretation.
- Checkpoint: A strong checkpoint answer identifies constraint interpretation, builds a disciplined setup, and defends a final conclusion.

@@TOKEN\_0@@ Work a deterministic optimization problem built around solution and sensitivity analysis. Explain the setup, the governing method, and the final conclusion you would defend.

- Hint: Return to the key idea solution and sensitivity analysis and identify what assumptions, variables, or constraints must be fixed before you work forward.
- Step 1: State why solution and sensitivity analysis is the controlling idea in this problem.
- Step 2: List the variables, assumptions, and governing relationships before trying to solve.
- Step 3: Carry the reasoning forward in a clean sequence and end with a technical interpretation.

- Checkpoint: A strong checkpoint answer identifies solution and sensitivity analysis, builds a disciplined setup, and defends a final conclusion.

## Chapter homework

@@TOKEN\_0@@ Deterministic Optimization concentrates on constraint interpretation and solution and sensitivity analysis in the context of deterministic optimization for engineered systems and operations.

1. Complete a full deterministic optimization problem centered on constraint interpretation. State the setup, the governing method, and the engineering conclusion you would defend.
2. Complete a full deterministic optimization problem centered on solution and sensitivity analysis. State the setup, the governing method, and the engineering conclusion you would defend.
3. Complete a full deterministic optimization problem centered on structured workflow. State the setup, the governing method, and the engineering conclusion you would defend.
4. Complete a full deterministic optimization problem centered on assumption handling. State the setup, the governing method, and the engineering conclusion you would defend.

Answers for these homework problems appear in the back-of-book answer key.

## Chapter summary and study notes

- Explain when constraint interpretation is the right tool and when it is not.
- Carry a full solution or analysis from setup to conclusion without skipping assumptions.
- Use notation, units, and technical language clearly enough for formal grading.

## Study tips

- Name the governing idea first: Constraint interpretation.
- Write down assumptions and constraints before pushing through calculations or design choices.
- End every serious solution with a technical interpretation, not only a final number or label.

## Common traps

- Jumping into symbol manipulation before the governing model is clear.
- Treating the procedure like a script instead of checking whether the assumptions still hold.
- Stopping at the answer line without explaining what the result means in context.

**Family-level errors to watch for**

- Optimizing one piece of the system without checking spillover effects.
- Confusing a metric with the real decision objective.
- Making recommendations without showing the logic or tradeoffs behind them.

## Chapter 3

# Chapter 3 Extended methods and decision workflow

### Chapter purpose

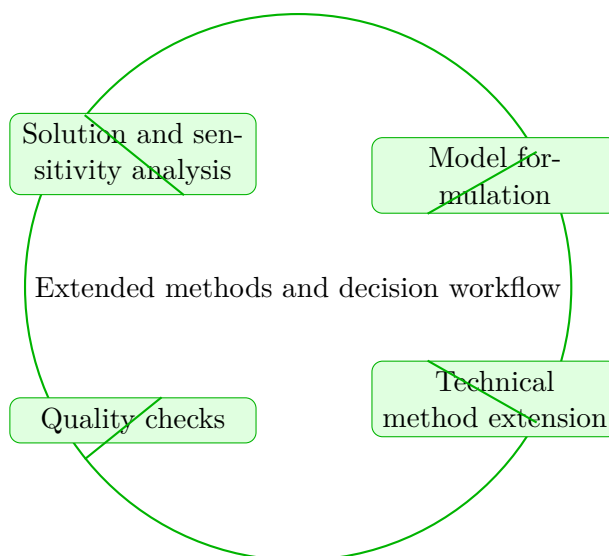
Deterministic Optimization concentrates on solution and sensitivity analysis and model formulation in the context of deterministic optimization for engineered systems and operations.

This chapter sits in the middle of Deterministic Optimization. It develops Solution and sensitivity analysis, Model formulation, Technical method extension, and Quality checks so that the student can move from explanation to execution without losing the thread of the course.

The student should read this chapter with a network mindset. Whether the subject is management, operations, infrastructure, or policy, the point is to see how local choices reshape the whole system. The book therefore emphasizes interdependence, feedback, and tradeoff reasoning.

### Core ideas

- Solution and sensitivity analysis
- Model formulation
- Technical method extension
- Quality checks



## How to think through this chapter

Method in this family usually starts by naming the system boundary, the objective function or decision goal, the important constraints, and the major stakeholders. From there the student should structure the analysis so that recommendations remain traceable to evidence.

When working this chapter, keep the following question active: @@TOKEN\_0@@ A good student answer should connect setup, assumptions, and conclusion instead of only chasing a final number or sentence.

Deterministic Optimization concentrates on solution and sensitivity analysis and model formulation in the context of deterministic optimization for engineered systems and operations.

## Why Extended methods and decision workflow matters in Deterministic Optimization

Extended methods and decision workflow is not just another topic block. It is where students learn to organize their thinking so that solution and sensitivity analysis becomes a deliberate tool instead of a memorized step list.

Summit treats this lesson as applied reasoning: students should be able to say what the model is doing, what assumptions it needs, and why the conclusion would hold up under review.

## How strong students move through this material

The strongest approach is to begin with the governing idea, then connect it to the problem setup, and only then carry out the detailed work. In this lesson that usually means centering solution and sensitivity analysis before letting algebra, computation, or design detail take over.

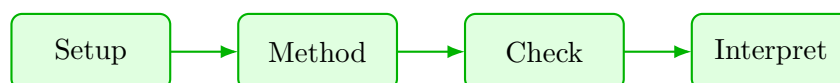
When model formulation enters the picture, the student should already know what variables, constraints, or interpretations matter. That prevents the work from collapsing into disconnected steps.

## What to watch for when the work gets harder

Technical method extension usually separate surface familiarity from real mastery. This is where students need to slow down, keep notation disciplined, and explain why the method choice still fits the problem.

A top-quality solution is not just correct. It is organized, explicit about assumptions, and clear enough that another engineer or instructor could audit the logic without guessing what was meant.

## Worked example



@@TOKEN\_0@@ Outline a complete deterministic optimization approach that uses solution and sensitivity analysis to reason through model formulation.

1. Start by identifying the governing principle behind solution and sensitivity analysis and state the assumptions that make it valid in this setting.
2. Define the variables, coordinate choices, constraints, or design criteria that control model formulation.
3. Carry the method through in a disciplined sequence, showing where solution and sensitivity analysis shapes the setup and intermediate steps.
4. Close with an engineering interpretation that explains what the result means and why the conclusion is reasonable.

Read this example twice: once for the flow of ideas and once for the technical structure of the solution.

## Worked-through guided example

@@TOKEN\_0@@ Work a deterministic optimization problem built around solution and sensitivity analysis. Explain the setup, the governing method, and the final conclusion you would defend.

1. State why solution and sensitivity analysis is the controlling idea in this problem.
2. List the variables, assumptions, and governing relationships before trying to solve.

3. Carry the reasoning forward in a clean sequence and end with a technical interpretation.

A complete solution begins from solution and sensitivity analysis, applies the correct course method, and closes with a written interpretation that explains why the result is reasonable.

## Instructor commentary

Students should annotate this chapter for structure, not just facts. Mark where the argument changes direction, where the method requires a hidden assumption, and where the conclusion becomes more general than the worked example. If the chapter feels easy while you are reading it but difficult when you close the page, you have not yet converted recognition into mastery.

Study should alternate between framework notes, applied cases, and short decision memos so that analysis and communication stay connected.

## Practice while you read

#### Extended methods and decision workflow guided practice

Deterministic Optimization concentrates on solution and sensitivity analysis and model formulation in the context of deterministic optimization for engineered systems and operations.

@@TOKEN\_0@@ Work a deterministic optimization problem built around solution and sensitivity analysis. Explain the setup, the governing method, and the final conclusion you would defend.

- Hint: Return to the key idea solution and sensitivity analysis and identify what assumptions, variables, or constraints must be fixed before you work forward.
- Step 1: State why solution and sensitivity analysis is the controlling idea in this problem.
- Step 2: List the variables, assumptions, and governing relationships before trying to solve.
- Step 3: Carry the reasoning forward in a clean sequence and end with a technical interpretation.
- Checkpoint: A strong checkpoint answer identifies solution and sensitivity analysis, builds a disciplined setup, and defends a final conclusion.

@@TOKEN\_0@@ Work a deterministic optimization problem built around model formulation. Explain the setup, the governing method, and the final conclusion you would defend.

- Hint: Return to the key idea model formulation and identify what assumptions, variables, or constraints must be fixed before you work forward.
- Step 1: State why model formulation is the controlling idea in this problem.
- Step 2: List the variables, assumptions, and governing relationships before trying to solve.
- Step 3: Carry the reasoning forward in a clean sequence and end with a technical interpretation.

- Checkpoint: A strong checkpoint answer identifies model formulation, builds a disciplined setup, and defends a final conclusion.

## Chapter homework

@@TOKEN\_0@@ Deterministic Optimization concentrates on solution and sensitivity analysis and model formulation in the context of deterministic optimization for engineered systems and operations.

1. Complete a full deterministic optimization problem centered on solution and sensitivity analysis. State the setup, the governing method, and the engineering conclusion you would defend.
2. Complete a full deterministic optimization problem centered on model formulation. State the setup, the governing method, and the engineering conclusion you would defend.
3. Complete a full deterministic optimization problem centered on technical method extension. State the setup, the governing method, and the engineering conclusion you would defend.
4. Complete a full deterministic optimization problem centered on quality checks. State the setup, the governing method, and the engineering conclusion you would defend.

Answers for these homework problems appear in the back-of-book answer key.

## Chapter summary and study notes

- Explain when solution and sensitivity analysis is the right tool and when it is not.
- Carry a full solution or analysis from setup to conclusion without skipping assumptions.
- Use notation, units, and technical language clearly enough for formal grading.

## Study tips

- Name the governing idea first: Solution and sensitivity analysis.
- Write down assumptions and constraints before pushing through calculations or design choices.
- End every serious solution with a technical interpretation, not only a final number or label.

## Common traps

- Jumping into symbol manipulation before the governing model is clear.
- Treating the procedure like a script instead of checking whether the assumptions still hold.
- Stopping at the answer line without explaining what the result means in context.

**Family-level errors to watch for**

- Optimizing one piece of the system without checking spillover effects.
- Confusing a metric with the real decision objective.
- Making recommendations without showing the logic or tradeoffs behind them.

## Chapter 4

# Chapter 4 Applications and system interpretation

### Chapter purpose

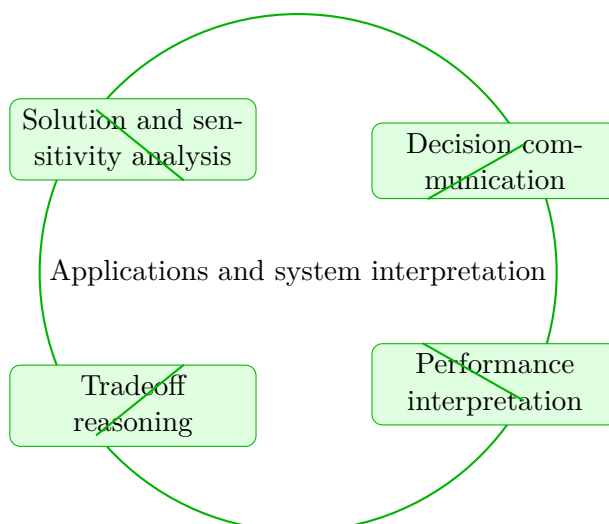
Deterministic Optimization concentrates on solution and sensitivity analysis and decision communication in the context of deterministic optimization for engineered systems and operations.

This chapter sits in the middle of Deterministic Optimization. It develops Solution and sensitivity analysis, Decision communication, Performance interpretation, and Tradeoff reasoning so that the student can move from explanation to execution without losing the thread of the course.

The student should read this chapter with a network mindset. Whether the subject is management, operations, infrastructure, or policy, the point is to see how local choices reshape the whole system. The book therefore emphasizes interdependence, feedback, and tradeoff reasoning.

### Core ideas

- Solution and sensitivity analysis
- Decision communication
- Performance interpretation
- Tradeoff reasoning



## How to think through this chapter

Method in this family usually starts by naming the system boundary, the objective function or decision goal, the important constraints, and the major stakeholders. From there the student should structure the analysis so that recommendations remain traceable to evidence.

When working this chapter, keep the following question active: @@TOKEN\_0@@ A good student answer should connect setup, assumptions, and conclusion instead of only chasing a final number or sentence.

Deterministic Optimization concentrates on solution and sensitivity analysis and decision communication in the context of deterministic optimization for engineered systems and operations.

## Why Applications and system interpretation matters in Deterministic Optimization

Applications and system interpretation is not just another topic block. It is where students learn to organize their thinking so that solution and sensitivity analysis becomes a deliberate tool instead of a memorized step list.

Summit treats this lesson as applied reasoning: students should be able to say what the model is doing, what assumptions it needs, and why the conclusion would hold up under review.

## How strong students move through this material

The strongest approach is to begin with the governing idea, then connect it to the problem setup, and only then carry out the detailed work. In this lesson that usually means centering solution and sensitivity analysis before letting algebra, computation, or design detail take over.

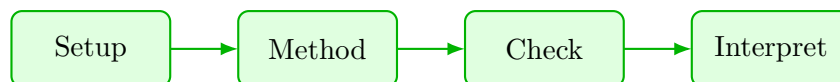
When decision communication enters the picture, the student should already know what variables, constraints, or interpretations matter. That prevents the work from collapsing into disconnected steps.

## What to watch for when the work gets harder

Performance interpretation usually separate surface familiarity from real mastery. This is where students need to slow down, keep notation disciplined, and explain why the method choice still fits the problem.

A top-quality solution is not just correct. It is organized, explicit about assumptions, and clear enough that another engineer or instructor could audit the logic without guessing what was meant.

## Worked example



@@TOKEN\_0@@ Outline a complete deterministic optimization approach that uses solution and sensitivity analysis to reason through decision communication.

1. Start by identifying the governing principle behind solution and sensitivity analysis and state the assumptions that make it valid in this setting.
2. Define the variables, coordinate choices, constraints, or design criteria that control decision communication.
3. Carry the method through in a disciplined sequence, showing where solution and sensitivity analysis shapes the setup and intermediate steps.
4. Close with an engineering interpretation that explains what the result means and why the conclusion is reasonable.

Read this example twice: once for the flow of ideas and once for the technical structure of the solution.

## Worked-through guided example

@@TOKEN\_0@@ Work a deterministic optimization problem built around solution and sensitivity analysis. Explain the setup, the governing method, and the final conclusion you would defend.

1. State why solution and sensitivity analysis is the controlling idea in this problem.
2. List the variables, assumptions, and governing relationships before trying to solve.

3. Carry the reasoning forward in a clean sequence and end with a technical interpretation.

A complete solution begins from solution and sensitivity analysis, applies the correct course method, and closes with a written interpretation that explains why the result is reasonable.

## Instructor commentary

Students should annotate this chapter for structure, not just facts. Mark where the argument changes direction, where the method requires a hidden assumption, and where the conclusion becomes more general than the worked example. If the chapter feels easy while you are reading it but difficult when you close the page, you have not yet converted recognition into mastery.

Study should alternate between framework notes, applied cases, and short decision memos so that analysis and communication stay connected.

## Practice while you read

#### Applications and system interpretation guided practice

Deterministic Optimization concentrates on solution and sensitivity analysis and decision communication in the context of deterministic optimization for engineered systems and operations.

@@TOKEN\_0@@ Work a deterministic optimization problem built around solution and sensitivity analysis. Explain the setup, the governing method, and the final conclusion you would defend.

- Hint: Return to the key idea solution and sensitivity analysis and identify what assumptions, variables, or constraints must be fixed before you work forward.
- Step 1: State why solution and sensitivity analysis is the controlling idea in this problem.
- Step 2: List the variables, assumptions, and governing relationships before trying to solve.
- Step 3: Carry the reasoning forward in a clean sequence and end with a technical interpretation.
- Checkpoint: A strong checkpoint answer identifies solution and sensitivity analysis, builds a disciplined setup, and defends a final conclusion.

@@TOKEN\_0@@ Work a deterministic optimization problem built around decision communication. Explain the setup, the governing method, and the final conclusion you would defend.

- Hint: Return to the key idea decision communication and identify what assumptions, variables, or constraints must be fixed before you work forward.
- Step 1: State why decision communication is the controlling idea in this problem.
- Step 2: List the variables, assumptions, and governing relationships before trying to solve.
- Step 3: Carry the reasoning forward in a clean sequence and end with a technical interpretation.

- Checkpoint: A strong checkpoint answer identifies decision communication, builds a disciplined setup, and defends a final conclusion.

## Chapter homework

@@TOKEN\_0@@ Deterministic Optimization concentrates on solution and sensitivity analysis and decision communication in the context of deterministic optimization for engineered systems and operations.

1. Complete a full deterministic optimization problem centered on solution and sensitivity analysis. State the setup, the governing method, and the engineering conclusion you would defend.
2. Complete a full deterministic optimization problem centered on decision communication. State the setup, the governing method, and the engineering conclusion you would defend.
3. Complete a full deterministic optimization problem centered on performance interpretation. State the setup, the governing method, and the engineering conclusion you would defend.
4. Complete a full deterministic optimization problem centered on tradeoff reasoning. State the setup, the governing method, and the engineering conclusion you would defend.

Answers for these homework problems appear in the back-of-book answer key.

## Chapter summary and study notes

- Explain when solution and sensitivity analysis is the right tool and when it is not.
- Carry a full solution or analysis from setup to conclusion without skipping assumptions.
- Use notation, units, and technical language clearly enough for formal grading.

## Study tips

- Name the governing idea first: Solution and sensitivity analysis.
- Write down assumptions and constraints before pushing through calculations or design choices.
- End every serious solution with a technical interpretation, not only a final number or label.

## Common traps

- Jumping into symbol manipulation before the governing model is clear.
- Treating the procedure like a script instead of checking whether the assumptions still hold.
- Stopping at the answer line without explaining what the result means in context.

**Family-level errors to watch for**

- Optimizing one piece of the system without checking spillover effects.
- Confusing a metric with the real decision objective.
- Making recommendations without showing the logic or tradeoffs behind them.

## Chapter 5

# Chapter 5 Integrated casework and professional communication

### Chapter purpose

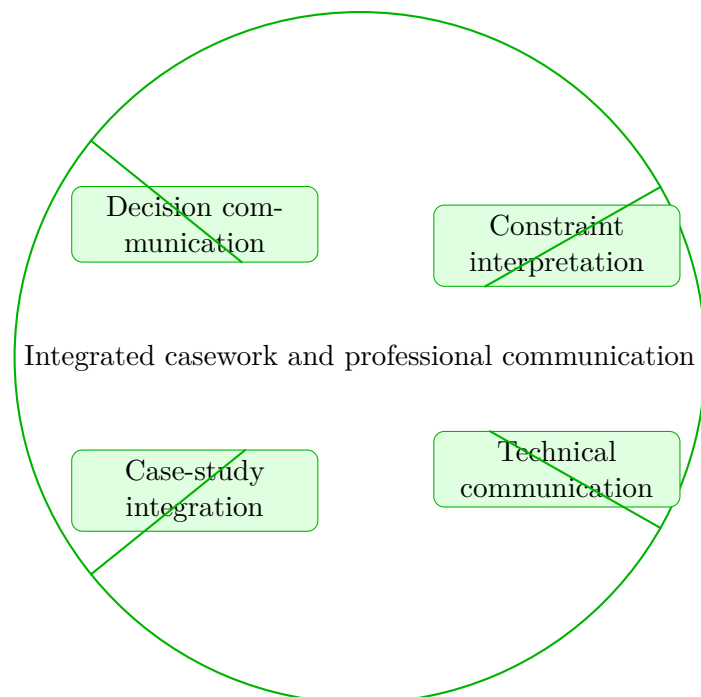
Deterministic Optimization concentrates on decision communication and constraint interpretation in the context of deterministic optimization for engineered systems and operations.

This chapter sits in the middle of Deterministic Optimization. It develops Decision communication, Constraint interpretation, Technical communication, and Case-study integration so that the student can move from explanation to execution without losing the thread of the course.

The student should read this chapter with a network mindset. Whether the subject is management, operations, infrastructure, or policy, the point is to see how local choices reshape the whole system. The book therefore emphasizes interdependence, feedback, and tradeoff reasoning.

### Core ideas

- Decision communication
- Constraint interpretation
- Technical communication
- Case-study integration



## How to think through this chapter

Method in this family usually starts by naming the system boundary, the objective function or decision goal, the important constraints, and the major stakeholders. From there the student should structure the analysis so that recommendations remain traceable to evidence.

When working this chapter, keep the following question active: @@TOKEN\_0@@ A good student answer should connect setup, assumptions, and conclusion instead of only chasing a final number or sentence.

Deterministic Optimization concentrates on decision communication and constraint interpretation in the context of deterministic optimization for engineered systems and operations.

## Why Integrated casework and professional communication matters in Deterministic Optimization

Integrated casework and professional communication is not just another topic block. It is where students learn to organize their thinking so that decision communication becomes a deliberate tool instead of a memorized step list.

Summit treats this lesson as applied reasoning: students should be able to say what the model is doing, what assumptions it needs, and why the conclusion would hold up under review.

## How strong students move through this material

The strongest approach is to begin with the governing idea, then connect it to the problem setup, and only then carry out the detailed work. In this lesson that usually means centering decision communication before letting algebra, computation, or design detail take over.

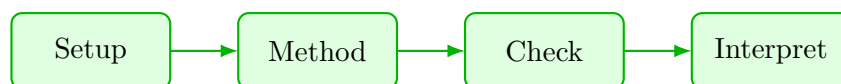
When constraint interpretation enters the picture, the student should already know what variables, constraints, or interpretations matter. That prevents the work from collapsing into disconnected steps.

## What to watch for when the work gets harder

Technical communication usually separate surface familiarity from real mastery. This is where students need to slow down, keep notation disciplined, and explain why the method choice still fits the problem.

A top-quality solution is not just correct. It is organized, explicit about assumptions, and clear enough that another engineer or instructor could audit the logic without guessing what was meant.

## Worked example



@@TOKEN\_0@@ Outline a complete deterministic optimization approach that uses decision communication to reason through constraint interpretation.

1. Start by identifying the governing principle behind decision communication and state the assumptions that make it valid in this setting.
2. Define the variables, coordinate choices, constraints, or design criteria that control constraint interpretation.
3. Carry the method through in a disciplined sequence, showing where decision communication shapes the setup and intermediate steps.
4. Close with an engineering interpretation that explains what the result means and why the conclusion is reasonable.

Read this example twice: once for the flow of ideas and once for the technical structure of the solution.

## Worked-through guided example

@@TOKEN\_0@@ Work a deterministic optimization problem built around decision communication. Explain the setup, the governing method, and the final conclusion you would defend.

1. State why decision communication is the controlling idea in this problem.
2. List the variables, assumptions, and governing relationships before trying to solve.
3. Carry the reasoning forward in a clean sequence and end with a technical interpretation.

A complete solution begins from decision communication, applies the correct course method, and closes with a written interpretation that explains why the result is reasonable.

## Instructor commentary

Students should annotate this chapter for structure, not just facts. Mark where the argument changes direction, where the method requires a hidden assumption, and where the conclusion becomes more general than the worked example. If the chapter feels easy while you are reading it but difficult when you close the page, you have not yet converted recognition into mastery.

Study should alternate between framework notes, applied cases, and short decision memos so that analysis and communication stay connected.

## Practice while you read

#### Integrated casework and professional communication guided practice

Deterministic Optimization concentrates on decision communication and constraint interpretation in the context of deterministic optimization for engineered systems and operations.

@@TOKEN\_0@@ Work a deterministic optimization problem built around decision communication. Explain the setup, the governing method, and the final conclusion you would defend.

- Hint: Return to the key idea decision communication and identify what assumptions, variables, or constraints must be fixed before you work forward.
- Step 1: State why decision communication is the controlling idea in this problem.
- Step 2: List the variables, assumptions, and governing relationships before trying to solve.
- Step 3: Carry the reasoning forward in a clean sequence and end with a technical interpretation.
- Checkpoint: A strong checkpoint answer identifies decision communication, builds a disciplined setup, and defends a final conclusion.

@@TOKEN\_0@@ Work a deterministic optimization problem built around constraint interpretation. Explain the setup, the governing method, and the final conclusion you would defend.

- Hint: Return to the key idea constraint interpretation and identify what assumptions, variables, or constraints must be fixed before you work forward.
- Step 1: State why constraint interpretation is the controlling idea in this problem.
- Step 2: List the variables, assumptions, and governing relationships before trying to solve.
- Step 3: Carry the reasoning forward in a clean sequence and end with a technical interpretation.
- Checkpoint: A strong checkpoint answer identifies constraint interpretation, builds a disciplined setup, and defends a final conclusion.

## Chapter homework

@@TOKEN\_0@@ Deterministic Optimization concentrates on decision communication and constraint interpretation in the context of deterministic optimization for engineered systems and operations.

1. Complete a full deterministic optimization problem centered on decision communication. State the setup, the governing method, and the engineering conclusion you would defend.
2. Complete a full deterministic optimization problem centered on constraint interpretation. State the setup, the governing method, and the engineering conclusion you would defend.
3. Complete a full deterministic optimization problem centered on technical communication. State the setup, the governing method, and the engineering conclusion you would defend.
4. Complete a full deterministic optimization problem centered on case-study integration. State the setup, the governing method, and the engineering conclusion you would defend.

Answers for these homework problems appear in the back-of-book answer key.

## Chapter summary and study notes

- Explain when decision communication is the right tool and when it is not.
- Carry a full solution or analysis from setup to conclusion without skipping assumptions.
- Use notation, units, and technical language clearly enough for formal grading.

## Study tips

- Name the governing idea first: Decision communication.
- Write down assumptions and constraints before pushing through calculations or design choices.
- End every serious solution with a technical interpretation, not only a final number or label.

## Common traps

- Jumping into symbol manipulation before the governing model is clear.
- Treating the procedure like a script instead of checking whether the assumptions still hold.
- Stopping at the answer line without explaining what the result means in context.

## Family-level errors to watch for

- Optimizing one piece of the system without checking spillover effects.
- Confusing a metric with the real decision objective.
- Making recommendations without showing the logic or tradeoffs behind them.

## Chapter 6

# Chapter 6 Cumulative review and official assessment

### Chapter purpose

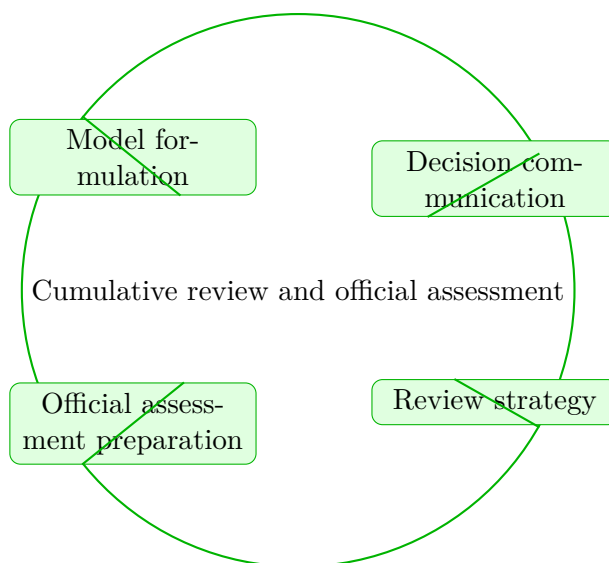
Deterministic Optimization concentrates on model formulation and decision communication in the context of deterministic optimization for engineered systems and operations.

This chapter sits at the end of Deterministic Optimization. It develops Model formulation, Decision communication, Review strategy, and Official assessment preparation so that the student can move from explanation to execution without losing the thread of the course.

The student should read this chapter with a network mindset. Whether the subject is management, operations, infrastructure, or policy, the point is to see how local choices reshape the whole system. The book therefore emphasizes interdependence, feedback, and tradeoff reasoning.

### Core ideas

- Model formulation
- Decision communication
- Review strategy
- Official assessment preparation



## How to think through this chapter

Method in this family usually starts by naming the system boundary, the objective function or decision goal, the important constraints, and the major stakeholders. From there the student should structure the analysis so that recommendations remain traceable to evidence.

When working this chapter, keep the following question active: @@TOKEN\_0@@ A good student answer should connect setup, assumptions, and conclusion instead of only chasing a final number or sentence.

Deterministic Optimization concentrates on model formulation and decision communication in the context of deterministic optimization for engineered systems and operations.

## Why Cumulative review and official assessment matters in Deterministic Optimization

Cumulative review and official assessment is not just another topic block. It is where students learn to organize their thinking so that model formulation becomes a deliberate tool instead of a memorized step list.

Summit treats this lesson as applied reasoning: students should be able to say what the model is doing, what assumptions it needs, and why the conclusion would hold up under review.

## How strong students move through this material

The strongest approach is to begin with the governing idea, then connect it to the problem setup, and only then carry out the detailed work. In this lesson that usually means centering model formulation before letting algebra, computation, or design detail take over.

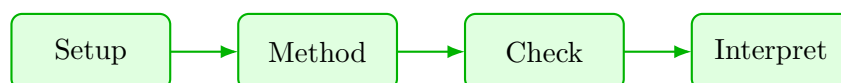
When decision communication enters the picture, the student should already know what variables, constraints, or interpretations matter. That prevents the work from collapsing into disconnected steps.

## What to watch for when the work gets harder

Review strategy usually separate surface familiarity from real mastery. This is where students need to slow down, keep notation disciplined, and explain why the method choice still fits the problem.

A top-quality solution is not just correct. It is organized, explicit about assumptions, and clear enough that another engineer or instructor could audit the logic without guessing what was meant.

## Worked example



@@TOKEN\_0@@ Outline a complete deterministic optimization approach that uses model formulation to reason through decision communication.

1. Start by identifying the governing principle behind model formulation and state the assumptions that make it valid in this setting.
2. Define the variables, coordinate choices, constraints, or design criteria that control decision communication.
3. Carry the method through in a disciplined sequence, showing where model formulation shapes the setup and intermediate steps.
4. Close with an engineering interpretation that explains what the result means and why the conclusion is reasonable.

Read this example twice: once for the flow of ideas and once for the technical structure of the solution.

## Worked-through guided example

@@TOKEN\_0@@ Work a deterministic optimization problem built around model formulation. Explain the setup, the governing method, and the final conclusion you would defend.

1. State why model formulation is the controlling idea in this problem.
2. List the variables, assumptions, and governing relationships before trying to solve.

3. Carry the reasoning forward in a clean sequence and end with a technical interpretation.

A complete solution begins from model formulation, applies the correct course method, and closes with a written interpretation that explains why the result is reasonable.

## Instructor commentary

Students should annotate this chapter for structure, not just facts. Mark where the argument changes direction, where the method requires a hidden assumption, and where the conclusion becomes more general than the worked example. If the chapter feels easy while you are reading it but difficult when you close the page, you have not yet converted recognition into mastery.

Study should alternate between framework notes, applied cases, and short decision memos so that analysis and communication stay connected.

## Practice while you read

#### Cumulative review and official assessment guided practice

Deterministic Optimization concentrates on model formulation and decision communication in the context of deterministic optimization for engineered systems and operations.

@@TOKEN\_0@@ Work a deterministic optimization problem built around model formulation. Explain the setup, the governing method, and the final conclusion you would defend.

- Hint: Return to the key idea model formulation and identify what assumptions, variables, or constraints must be fixed before you work forward.
- Step 1: State why model formulation is the controlling idea in this problem.
- Step 2: List the variables, assumptions, and governing relationships before trying to solve.
- Step 3: Carry the reasoning forward in a clean sequence and end with a technical interpretation.
- Checkpoint: A strong checkpoint answer identifies model formulation, builds a disciplined setup, and defends a final conclusion.

@@TOKEN\_0@@ Work a deterministic optimization problem built around decision communication. Explain the setup, the governing method, and the final conclusion you would defend.

- Hint: Return to the key idea decision communication and identify what assumptions, variables, or constraints must be fixed before you work forward.
- Step 1: State why decision communication is the controlling idea in this problem.
- Step 2: List the variables, assumptions, and governing relationships before trying to solve.
- Step 3: Carry the reasoning forward in a clean sequence and end with a technical interpretation.

- Checkpoint: A strong checkpoint answer identifies decision communication, builds a disciplined setup, and defends a final conclusion.

## Chapter homework

@@TOKEN\_0@@ Deterministic Optimization concentrates on model formulation and decision communication in the context of deterministic optimization for engineered systems and operations.

1. Complete a full deterministic optimization problem centered on model formulation. State the setup, the governing method, and the engineering conclusion you would defend.
2. Complete a full deterministic optimization problem centered on decision communication. State the setup, the governing method, and the engineering conclusion you would defend.
3. Complete a full deterministic optimization problem centered on review strategy. State the setup, the governing method, and the engineering conclusion you would defend.
4. Complete a full deterministic optimization problem centered on official assessment preparation. State the setup, the governing method, and the engineering conclusion you would defend.

Answers for these homework problems appear in the back-of-book answer key.

## Chapter summary and study notes

- Explain when model formulation is the right tool and when it is not.
- Carry a full solution or analysis from setup to conclusion without skipping assumptions.
- Use notation, units, and technical language clearly enough for formal grading.

## Study tips

- Name the governing idea first: Model formulation.
- Write down assumptions and constraints before pushing through calculations or design choices.
- End every serious solution with a technical interpretation, not only a final number or label.

## Common traps

- Jumping into symbol manipulation before the governing model is clear.
- Treating the procedure like a script instead of checking whether the assumptions still hold.
- Stopping at the answer line without explaining what the result means in context.

**Family-level errors to watch for**

- Optimizing one piece of the system without checking spillover effects.
- Confusing a metric with the real decision objective.
- Making recommendations without showing the logic or tradeoffs behind them.

# Chapter 7

## Quiz review and official exam preparation

### Homework structure

- Homework Set 1: Foundations and governing ideas: 4 graded problems attached to chapter 1.
- Homework Set 2: Core methods and notation discipline: 4 graded problems attached to chapter 2.
- Homework Set 3: Extended methods and decision workflow: 4 graded problems attached to chapter 3.
- Homework Set 4: Applications and system interpretation: 4 graded problems attached to chapter 4.
- Homework Set 5: Integrated casework and professional communication: 4 graded problems attached to chapter 5.
- Homework Set 6: Cumulative review and official assessment: 4 graded problems attached to chapter 6.

### Quiz structure

- Quiz 1: Foundations and governing ideas and Core methods and notation discipline: 4 questions, timed, and single-attempt in the live course. Quiz 1 should be taken only after you can solve the chapter homework without outside prompts.
- Quiz 2: Extended methods and decision workflow and Applications and system interpretation: 4 questions, timed, and single-attempt in the live course. Quiz 2 should be taken only after you can solve the chapter homework without outside prompts.
- Quiz 3: Integrated casework and professional communication and Cumulative review and official assessment: 4 questions, timed, and single-attempt in the live course. Quiz 3 should be taken only after you can solve the chapter homework without outside prompts.

## Official mastery exam

- Deterministic Optimization cumulative mastery exam: 7 major questions, High rigor, first official attempt locks the course grade.

#### Deterministic Optimization cumulative mastery exam preparation checklist

- Review every lesson in Deterministic Optimization and be able to explain why each method is used, not only how it is executed.
- Practice complete written solutions, because Summit grades setup quality, assumptions, and interpretation directly.
- Use the guided practice and quizzes until you can explain the method flow without outside prompts.
- Expect the official exam to combine method choice, disciplined setup, and a defended conclusion in the same answer.

## How to use this book before assessment

- Read the relevant chapter and rebuild both worked examples without looking.
- Solve the guided practice in the chapter before attempting the graded homework.
- Check your chapter-homework answers only after you complete a full written attempt.
- Review the quiz answer key after each chapter block and classify your errors by concept, setup, algebra, or interpretation.
- Before the official exam, revisit the chapter purposes, homework corrections, and answer-key notes rather than rereading formulas only.

## Chapter 8

# Course vocabulary index

- @@TOKEN\_0@@: treat this as a working term in the course. You should be able to define it, recognize where it appears, and use it correctly in a solution or explanation.
- @@TOKEN\_0@@: treat this as a working term in the course. You should be able to define it, recognize where it appears, and use it correctly in a solution or explanation.
- @@TOKEN\_0@@: treat this as a working term in the course. You should be able to define it, recognize where it appears, and use it correctly in a solution or explanation.
- @@TOKEN\_0@@: treat this as a working term in the course. You should be able to define it, recognize where it appears, and use it correctly in a solution or explanation.
- @@TOKEN\_0@@: treat this as a working term in the course. You should be able to define it, recognize where it appears, and use it correctly in a solution or explanation.
- @@TOKEN\_0@@: treat this as a working term in the course. You should be able to define it, recognize where it appears, and use it correctly in a solution or explanation.
- @@TOKEN\_0@@: treat this as a working term in the course. You should be able to define it, recognize where it appears, and use it correctly in a solution or explanation.
- @@TOKEN\_0@@: treat this as a working term in the course. You should be able to define it, recognize where it appears, and use it correctly in a solution or explanation.
- @@TOKEN\_0@@: treat this as a working term in the course. You should be able to define it, recognize where it appears, and use it correctly in a solution or explanation.
- @@TOKEN\_0@@: treat this as a working term in the course. You should be able to define it, recognize where it appears, and use it correctly in a solution or explanation.
- @@TOKEN\_0@@: treat this as a working term in the course. You should be able to define it, recognize where it appears, and use it correctly in a solution or explanation.
- @@TOKEN\_0@@: treat this as a working term in the course. You should be able to define it, recognize where it appears, and use it correctly in a solution or explanation.
- @@TOKEN\_0@@: treat this as a working term in the course. You should be able to define it, recognize where it appears, and use it correctly in a solution or explanation.
- @@TOKEN\_0@@: treat this as a working term in the course. You should be able to define it, recognize where it appears, and use it correctly in a solution or explanation.

# Chapter 9

## Back-of-book answers and solution outlines

### Guided practice answer key

#### Chapter 1: Foundations and governing ideas

@@TOKEN\_0@@

1. Work a deterministic optimization problem built around model formulation. Explain the setup, the governing method, and the final conclusion you would defend.

- Checkpoint answer: A strong checkpoint answer identifies model formulation, builds a disciplined setup, and defends a final conclusion. - Solution note: A complete solution begins from model formulation, applies the correct course method, and closes with a written interpretation that explains why the result is reasonable.

1. Work a deterministic optimization problem built around constraint interpretation. Explain the setup, the governing method, and the final conclusion you would defend.

- Checkpoint answer: A strong checkpoint answer identifies constraint interpretation, builds a disciplined setup, and defends a final conclusion. - Solution note: A complete solution begins from constraint interpretation, applies the correct course method, and closes with a written interpretation that explains why the result is reasonable.

1. Work a deterministic optimization problem built around notation and conventions. Explain the setup, the governing method, and the final conclusion you would defend.

- Checkpoint answer: A strong checkpoint answer identifies notation and conventions, builds a disciplined setup, and defends a final conclusion. - Solution note: A complete solution begins from notation and conventions, applies the correct course method, and closes with a written interpretation that explains why the result is reasonable.

## #### Chapter 2: Core methods and notation discipline

@@TOKEN\_0@@

1. Work a deterministic optimization problem built around constraint interpretation. Explain the setup, the governing method, and the final conclusion you would defend.

- Checkpoint answer: A strong checkpoint answer identifies constraint interpretation, builds a disciplined setup, and defends a final conclusion. - Solution note: A complete solution begins from constraint interpretation, applies the correct course method, and closes with a written interpretation that explains why the result is reasonable.

1. Work a deterministic optimization problem built around solution and sensitivity analysis. Explain the setup, the governing method, and the final conclusion you would defend.

- Checkpoint answer: A strong checkpoint answer identifies solution and sensitivity analysis, builds a disciplined setup, and defends a final conclusion. - Solution note: A complete solution begins from solution and sensitivity analysis, applies the correct course method, and closes with a written interpretation that explains why the result is reasonable.

1. Work a deterministic optimization problem built around structured workflow. Explain the setup, the governing method, and the final conclusion you would defend.

- Checkpoint answer: A strong checkpoint answer identifies structured workflow, builds a disciplined setup, and defends a final conclusion. - Solution note: A complete solution begins from structured workflow, applies the correct course method, and closes with a written interpretation that explains why the result is reasonable.

## #### Chapter 3: Extended methods and decision workflow

@@TOKEN\_0@@

1. Work a deterministic optimization problem built around solution and sensitivity analysis. Explain the setup, the governing method, and the final conclusion you would defend.

- Checkpoint answer: A strong checkpoint answer identifies solution and sensitivity analysis, builds a disciplined setup, and defends a final conclusion. - Solution note: A complete solution begins from solution and sensitivity analysis, applies the correct course method, and closes with a written interpretation that explains why the result is reasonable.

1. Work a deterministic optimization problem built around model formulation. Explain the setup, the governing method, and the final conclusion you would defend.

- Checkpoint answer: A strong checkpoint answer identifies model formulation, builds a disciplined setup, and defends a final conclusion. - Solution note: A complete solution begins from model formulation, applies the correct course method, and closes with a written interpretation that explains why the result is reasonable.

1. Work a deterministic optimization problem built around technical method extension. Explain the setup, the governing method, and the final conclusion you would defend.

- Checkpoint answer: A strong checkpoint answer identifies technical method extension, builds a disciplined setup, and defends a final conclusion. - Solution note: A complete solution begins from technical method extension, applies the correct course method, and closes with a written interpretation that explains why the result is reasonable.

#### Chapter 4: Applications and system interpretation

@@TOKEN\_0@@

1. Work a deterministic optimization problem built around solution and sensitivity analysis. Explain the setup, the governing method, and the final conclusion you would defend.

- Checkpoint answer: A strong checkpoint answer identifies solution and sensitivity analysis, builds a disciplined setup, and defends a final conclusion. - Solution note: A complete solution begins from solution and sensitivity analysis, applies the correct course method, and closes with a written interpretation that explains why the result is reasonable.

1. Work a deterministic optimization problem built around decision communication. Explain the setup, the governing method, and the final conclusion you would defend.

- Checkpoint answer: A strong checkpoint answer identifies decision communication, builds a disciplined setup, and defends a final conclusion. - Solution note: A complete solution begins from decision communication, applies the correct course method, and closes with a written interpretation that explains why the result is reasonable.

1. Work a deterministic optimization problem built around performance interpretation. Explain the setup, the governing method, and the final conclusion you would defend.

- Checkpoint answer: A strong checkpoint answer identifies performance interpretation, builds a disciplined setup, and defends a final conclusion. - Solution note: A complete solution begins from performance interpretation, applies the correct course method, and closes with a written interpretation that explains why the result is reasonable.

#### Chapter 5: Integrated casework and professional communication

@@TOKEN\_0@@

1. Work a deterministic optimization problem built around decision communication. Explain the setup, the governing method, and the final conclusion you would defend.

- Checkpoint answer: A strong checkpoint answer identifies decision communication, builds a disciplined setup, and defends a final conclusion. - Solution note: A complete solution begins from decision communication, applies the correct course method, and closes with a written interpretation that explains why the result is reasonable.

1. Work a deterministic optimization problem built around constraint interpretation. Explain the setup, the governing method, and the final conclusion you would defend.

- Checkpoint answer: A strong checkpoint answer identifies constraint interpretation, builds a disciplined setup, and defends a final conclusion. - Solution note: A complete solution begins from constraint interpretation, applies the correct course method, and closes with a written interpretation that explains why the result is reasonable.

1. Work a deterministic optimization problem built around technical communication. Explain the setup, the governing method, and the final conclusion you would defend.

- Checkpoint answer: A strong checkpoint answer identifies technical communication, builds a disciplined setup, and defends a final conclusion. - Solution note: A complete solution begins from technical communication, applies the correct course method, and closes with a written interpretation that explains why the result is reasonable.

#### Chapter 6: Cumulative review and official assessment

@@TOKEN\_0@@

1. Work a deterministic optimization problem built around model formulation. Explain the setup, the governing method, and the final conclusion you would defend.

- Checkpoint answer: A strong checkpoint answer identifies model formulation, builds a disciplined setup, and defends a final conclusion. - Solution note: A complete solution begins from model formulation, applies the correct course method, and closes with a written interpretation that explains why the result is reasonable.

1. Work a deterministic optimization problem built around decision communication. Explain the setup, the governing method, and the final conclusion you would defend.

- Checkpoint answer: A strong checkpoint answer identifies decision communication, builds a disciplined setup, and defends a final conclusion. - Solution note: A complete solution begins from decision communication, applies the correct course method, and closes with a written interpretation that explains why the result is reasonable.

1. Work a deterministic optimization problem built around review strategy. Explain the setup, the governing method, and the final conclusion you would defend.

- Checkpoint answer: A strong checkpoint answer identifies review strategy, builds a disciplined setup, and defends a final conclusion. - Solution note: A complete solution begins from review strategy, applies the correct course method, and closes with a written interpretation that explains why the result is reasonable.

## Homework answer key

### #### Homework Set 1: Foundations and governing ideas

1. Complete a full deterministic optimization problem centered on model formulation. State the setup, the governing method, and the engineering conclusion you would defend.

- Answer / solution summary: A strong answer identifies the governing model for model formulation, states assumptions explicitly, works through the key analytical steps, and closes with a technically defensible conclusion tied to the scenario.

1. Complete a full deterministic optimization problem centered on constraint interpretation. State the setup, the governing method, and the engineering conclusion you would defend.

- Answer / solution summary: A strong answer identifies the governing model for constraint interpretation, states assumptions explicitly, works through the key analytical steps, and closes with a technically defensible conclusion tied to the scenario.

1. Complete a full deterministic optimization problem centered on notation and conventions. State the setup, the governing method, and the engineering conclusion you would defend.

- Answer / solution summary: A strong answer identifies the governing model for notation and conventions, states assumptions explicitly, works through the key analytical steps, and closes with a technically defensible conclusion tied to the scenario.

1. Complete a full deterministic optimization problem centered on baseline model setup. State the setup, the governing method, and the engineering conclusion you would defend.

- Answer / solution summary: A strong answer identifies the governing model for baseline model setup, states assumptions explicitly, works through the key analytical steps, and closes with a technically defensible conclusion tied to the scenario.

### #### Homework Set 2: Core methods and notation discipline

1. Complete a full deterministic optimization problem centered on constraint interpretation. State the setup, the governing method, and the engineering conclusion you would defend.

- Answer / solution summary: A strong answer identifies the governing model for constraint interpretation, states assumptions explicitly, works through the key analytical steps, and closes with a technically defensible conclusion tied to the scenario.

1. Complete a full deterministic optimization problem centered on solution and sensitivity analysis. State the setup, the governing method, and the engineering conclusion you would defend.

- Answer / solution summary: A strong answer identifies the governing model for solution and sensitivity analysis, states assumptions explicitly, works through the key analytical steps, and closes with a technically defensible conclusion tied to the scenario.

1. Complete a full deterministic optimization problem centered on structured workflow. State the setup, the governing method, and the engineering conclusion you would defend.

- Answer / solution summary: A strong answer identifies the governing model for structured workflow, states assumptions explicitly, works through the key analytical steps, and closes with a technically defensible conclusion tied to the scenario.

1. Complete a full deterministic optimization problem centered on assumption handling. State the setup, the governing method, and the engineering conclusion you would defend.

- Answer / solution summary: A strong answer identifies the governing model for assumption handling, states assumptions explicitly, works through the key analytical steps, and closes with a technically defensible conclusion tied to the scenario.

#### Homework Set 3: Extended methods and decision workflow

1. Complete a full deterministic optimization problem centered on solution and sensitivity analysis. State the setup, the governing method, and the engineering conclusion you would defend.

- Answer / solution summary: A strong answer identifies the governing model for solution and sensitivity analysis, states assumptions explicitly, works through the key analytical steps, and closes with a technically defensible conclusion tied to the scenario.

1. Complete a full deterministic optimization problem centered on model formulation. State the setup, the governing method, and the engineering conclusion you would defend.

- Answer / solution summary: A strong answer identifies the governing model for model formulation, states assumptions explicitly, works through the key analytical steps, and closes with a technically defensible conclusion tied to the scenario.

1. Complete a full deterministic optimization problem centered on technical method extension. State the setup, the governing method, and the engineering conclusion you would defend.

- Answer / solution summary: A strong answer identifies the governing model for technical method extension, states assumptions explicitly, works through the key analytical steps, and closes with a technically defensible conclusion tied to the scenario.

1. Complete a full deterministic optimization problem centered on quality checks. State the setup, the governing method, and the engineering conclusion you would defend.

- Answer / solution summary: A strong answer identifies the governing model for quality checks, states assumptions explicitly, works through the key analytical steps, and closes with a technically defensible conclusion tied to the scenario.

#### #### Homework Set 4: Applications and system interpretation

1. Complete a full deterministic optimization problem centered on solution and sensitivity analysis. State the setup, the governing method, and the engineering conclusion you would defend.

- Answer / solution summary: A strong answer identifies the governing model for solution and sensitivity analysis, states assumptions explicitly, works through the key analytical steps, and closes with a technically defensible conclusion tied to the scenario.

1. Complete a full deterministic optimization problem centered on decision communication. State the setup, the governing method, and the engineering conclusion you would defend.

- Answer / solution summary: A strong answer identifies the governing model for decision communication, states assumptions explicitly, works through the key analytical steps, and closes with a technically defensible conclusion tied to the scenario.

1. Complete a full deterministic optimization problem centered on performance interpretation. State the setup, the governing method, and the engineering conclusion you would defend.

- Answer / solution summary: A strong answer identifies the governing model for performance interpretation, states assumptions explicitly, works through the key analytical steps, and closes with a technically defensible conclusion tied to the scenario.

1. Complete a full deterministic optimization problem centered on tradeoff reasoning. State the setup, the governing method, and the engineering conclusion you would defend.

- Answer / solution summary: A strong answer identifies the governing model for tradeoff reasoning, states assumptions explicitly, works through the key analytical steps, and closes with a technically defensible conclusion tied to the scenario.

#### #### Homework Set 5: Integrated casework and professional communication

1. Complete a full deterministic optimization problem centered on decision communication. State the setup, the governing method, and the engineering conclusion you would defend.

- Answer / solution summary: A strong answer identifies the governing model for decision communication, states assumptions explicitly, works through the key analytical steps, and closes with a technically defensible conclusion tied to the scenario.

1. Complete a full deterministic optimization problem centered on constraint interpretation. State the setup, the governing method, and the engineering conclusion you would defend.

- Answer / solution summary: A strong answer identifies the governing model for constraint interpretation, states assumptions explicitly, works through the key analytical steps, and closes with a technically defensible conclusion tied to the scenario.

1. Complete a full deterministic optimization problem centered on technical communication. State the setup, the governing method, and the engineering conclusion you would defend.

- Answer / solution summary: A strong answer identifies the governing model for technical communication, states assumptions explicitly, works through the key analytical steps, and closes with a technically defensible conclusion tied to the scenario.

1. Complete a full deterministic optimization problem centered on case-study integration. State the setup, the governing method, and the engineering conclusion you would defend.

- Answer / solution summary: A strong answer identifies the governing model for case-study integration, states assumptions explicitly, works through the key analytical steps, and closes with a technically defensible conclusion tied to the scenario.

#### Homework Set 6: Cumulative review and official assessment

1. Complete a full deterministic optimization problem centered on model formulation. State the setup, the governing method, and the engineering conclusion you would defend.

- Answer / solution summary: A strong answer identifies the governing model for model formulation, states assumptions explicitly, works through the key analytical steps, and closes with a technically defensible conclusion tied to the scenario.

1. Complete a full deterministic optimization problem centered on decision communication. State the setup, the governing method, and the engineering conclusion you would defend.

- Answer / solution summary: A strong answer identifies the governing model for decision communication, states assumptions explicitly, works through the key analytical steps, and closes with a technically defensible conclusion tied to the scenario.

1. Complete a full deterministic optimization problem centered on review strategy. State the setup, the governing method, and the engineering conclusion you would defend.

- Answer / solution summary: A strong answer identifies the governing model for review strategy, states assumptions explicitly, works through the key analytical steps, and closes with a technically defensible conclusion tied to the scenario.

1. Complete a full deterministic optimization problem centered on official assessment preparation. State the setup, the governing method, and the engineering conclusion you would defend.

- Answer / solution summary: A strong answer identifies the governing model for official assessment preparation, states assumptions explicitly, works through the key analytical steps, and closes with a technically defensible conclusion tied to the scenario.

## Quiz answer key

#### Quiz 1: Foundations and governing ideas and Core methods and notation discipline

1. Which topic is a direct priority inside Foundations and governing ideas?

- Answer key: Model formulation. Model formulation is named directly in the Foundations and governing ideas study block and is one of the required ideas for mastery in this course.

1. Which topic is a direct priority inside Foundations and governing ideas?

- Answer key: Constraint interpretation. Constraint interpretation is named directly in the Foundations and governing ideas study block and is one of the required ideas for mastery in this course.

1. Which topic is a direct priority inside Core methods and notation discipline?

- Answer key: Constraint interpretation. Constraint interpretation is named directly in the Core methods and notation discipline study block and is one of the required ideas for mastery in this course.

1. Which topic is a direct priority inside Core methods and notation discipline?

- Answer key: Solution and sensitivity analysis. Solution and sensitivity analysis is named directly in the Core methods and notation discipline study block and is one of the required ideas for mastery in this course.

#### Quiz 2: Extended methods and decision workflow and Applications and system interpretation

1. Which topic is a direct priority inside Extended methods and decision workflow?

- Answer key: Solution and sensitivity analysis. Solution and sensitivity analysis is named directly in the Extended methods and decision workflow study block and is one of the required ideas for mastery in this course.

1. Which topic is a direct priority inside Extended methods and decision workflow?

- Answer key: Model formulation. Model formulation is named directly in the Extended methods and decision workflow study block and is one of the required ideas for mastery in this course.

1. Which topic is a direct priority inside Applications and system interpretation?

- Answer key: Solution and sensitivity analysis. Solution and sensitivity analysis is named directly in the Applications and system interpretation study block and is one of the required ideas for mastery in this course.

1. Which topic is a direct priority inside Applications and system interpretation?

- Answer key: Decision communication. Decision communication is named directly in the Applications and system interpretation study block and is one of the required ideas for mastery in this course.

#### Quiz 3: Integrated casework and professional communication and Cumulative review and official assessment

1. Which topic is a direct priority inside Integrated casework and professional communication?

- Answer key: Decision communication. Decision communication is named directly in the Integrated casework and professional communication study block and is one of the required ideas for mastery in this course.

1. Which topic is a direct priority inside Integrated casework and professional communication?

- Answer key: Constraint interpretation. Constraint interpretation is named directly in the Integrated casework and professional communication study block and is one of the required ideas for mastery in this course.

1. Which topic is a direct priority inside Cumulative review and official assessment?

- Answer key: Model formulation. Model formulation is named directly in the Cumulative review and official assessment study block and is one of the required ideas for mastery in this course.

1. Which topic is a direct priority inside Cumulative review and official assessment?

- Answer key: Decision communication. Decision communication is named directly in the Cumulative review and official assessment study block and is one of the required ideas for mastery in this course.

## Mastery exam solution outlines

#### Deterministic Optimization cumulative mastery exam

1. Explain how model formulation is used inside Deterministic Optimization to analyze or design around constraint interpretation. Give the method, the assumptions that matter, and the conclusion you would stand behind.

- What to show: The governing principle behind model formulation; A disciplined setup for constraint interpretation; A clear engineering conclusion - Solution outline: A strong solution identifies the governing principle for model formulation before jumping into algebra, computation, or design detail. The work should connect model formulation to constraint interpretation with explicit assumptions, a defensible setup, and a technically clear conclusion.

1. Explain how constraint interpretation is used inside Deterministic Optimization to analyze or design around solution and sensitivity analysis. Give the method, the assumptions that matter, and the conclusion you would stand behind.

- What to show: The governing principle behind constraint interpretation; A disciplined setup for solution and sensitivity analysis; A clear engineering conclusion - Solution outline: A strong solution identifies the governing principle for constraint interpretation before jumping into algebra, computation, or design detail. The work should connect constraint interpretation to solution and sensitivity analysis with explicit assumptions, a defensible setup, and a technically clear conclusion.

1. Explain how solution and sensitivity analysis is used inside Deterministic Optimization to analyze or design around model formulation. Give the method, the assumptions that matter, and the conclusion you would stand behind.

- What to show: The governing principle behind solution and sensitivity analysis; A disciplined setup for model formulation; A clear engineering conclusion - Solution outline: A strong solution identifies the governing principle for solution and sensitivity analysis before jumping into algebra, computation, or design detail. The work should connect solution and sensitivity analysis to model formulation with explicit assumptions, a defensible setup, and a technically clear conclusion.

1. Explain how solution and sensitivity analysis is used inside Deterministic Optimization to analyze or design around decision communication. Give the method, the assumptions that matter, and the conclusion you would stand behind.

- What to show: The governing principle behind solution and sensitivity analysis; A disciplined setup for decision communication; A clear engineering conclusion - Solution outline: A strong solution identifies the governing principle for solution and sensitivity analysis before jumping into algebra, computation, or design detail. The work should connect solution and sensitivity analysis to decision communication with explicit assumptions, a defensible setup, and a technically clear conclusion.

1. Explain how decision communication is used inside Deterministic Optimization to analyze or design around constraint interpretation. Give the method, the assumptions that matter, and the conclusion you would stand behind.

- What to show: The governing principle behind decision communication; A disciplined setup for constraint interpretation; A clear engineering conclusion - Solution outline: A strong solution identifies the governing principle for decision communication before jumping into algebra, computation, or design detail. The work should connect decision communication to constraint interpretation with explicit assumptions, a defensible setup, and a technically clear conclusion.

1. Explain how model formulation is used inside Deterministic Optimization to analyze or design around decision communication. Give the method, the assumptions that matter, and the conclusion you would stand behind.

- What to show: The governing principle behind model formulation; A disciplined setup for decision communication; A clear engineering conclusion - Solution outline: A strong solution identifies the governing principle for model formulation before jumping into algebra, computation, or design detail. The work should connect model formulation to decision communication with explicit assumptions, a defensible setup, and a technically clear conclusion.

1. Write a cumulative response that shows how a student in Deterministic Optimization should move from problem statement to defended result. Use the course outcomes to explain what high-quality work looks like.

- What to show: A staged engineering workflow; The assumptions or modeling choices that control the result; A defended final interpretation - Solution outline: A strong answer reflects the course outcome "Explain and use the core workflow behind deterministic optimization for engineered systems and operations." and explains how disciplined setup, method choice, and interpretation fit together. The response should describe a full workflow, not isolated vocabulary words.

## Reference note

For the full bibliography behind this textbook, use @@TOKEN\_0@@. The answer key in this book is Summit-authored and aligned to the live course runtime.