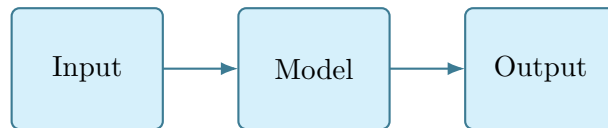


Summit ISE 210: Data and Decision Programming

Summit fully illustrated textbook edition



Original Summit-authored instructional text generated from the live course runtime, bibliography layer, and assessment structure.

March 22, 2026

@@TOKEN_0@@ Summit first edition draft @@TOKEN_1@@ college @@TOKEN_2@@ 3 @@TO-
KEN_3@@ 14 weeks @@TOKEN_4@@ 6-9 hours each week

Originality note

This textbook is a Summit-authored instructional text. It is informed by the course bibliography in @@TOKEN_0@@ and by open academic references used elsewhere in Summit, but it does not copy or restate any single commercial textbook.

How this textbook was built

This book was generated from the live Summit course runtime for Data and Decision Programming: the syllabus, lesson sequence, reading chapters, guided practice, homework sets, quizzes, mastery exam, and workload standard. The design goal is to give a student a usable, course-complete book while preserving original Summit wording and sequencing.

Programming workflows for data cleaning, visualization, analysis, and decision-support models in engineering operations. Summit positions this course around programming and analytical workflow for operations decisions.

Computation chapters should treat code, numerical method, and interpretation as one integrated workflow.

This volume is structured as a teaching book rather than a bare note pack. Every chapter contains explanation, worked examples, guided practice, chapter homework, and a rear answer key so the student can study independently and still get disciplined feedback.

Course use guide

- Read one chapter at a time in sequence; each chapter is aligned to a live lesson block in the course workspace.
- Rebuild the worked examples before attempting the graded homework or quiz material.
- Keep a scratch notebook beside the text and write down assumptions, diagrams, and the points where you usually get stuck.
- Use the course tutor, guided practice, and homework only after you can explain the chapter in your own words.

Contents

Originality note	ii
How this textbook was built	iii
Course use guide	iv
Course map	vi
Prerequisite and readiness position	vii
Semester workload standard	viii
Reference basis	ix
1 Chapter 1 Foundations and governing ideas	1
2 Chapter 2 Core methods and notation discipline	7
3 Chapter 3 Extended methods and decision workflow	13
4 Chapter 4 Applications and system interpretation	19
5 Chapter 5 Integrated casework and professional communication	25
6 Chapter 6 Cumulative review and official assessment	31
7 Quiz review and official exam preparation	37
8 Course vocabulary index	39

9 Back-of-book answers and solution outlines

40

Course map

- 6 live lesson chapters
- 6 graded homework checkpoints
- 3 timed quizzes
- 1 cumulative mastery exam
- 5 declared course outcomes

Prerequisite and readiness position

Course prerequisites: programming-for-engineers.

This course assumes the prerequisite tools are usable without reteaching them during the term. Summit treats prerequisites as active working knowledge, not paperwork only.

Semester workload standard

Summit runtime workload label: 6-9 hours each week.

Reference basis

Primary synthesis anchors from the bibliography for this course (50 listed references total):

1. Think Python
2. Data Structures and Algorithms in Python
3. Clean Code
4. Software Engineering
5. Database System Concepts
6. Programming for Engineers
7. Matlab Programming for Engineers (Ise)
8. C Programming: The Essentials for Engineers and Scientists

Chapter 1

Chapter 1 Foundations and governing ideas

Chapter purpose

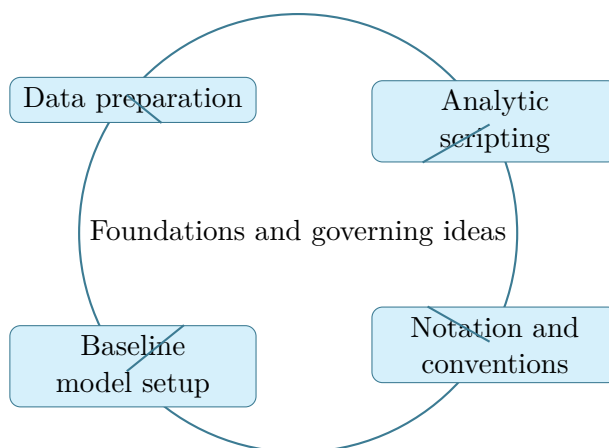
Data and Decision Programming concentrates on data preparation and analytic scripting in the context of programming and analytical workflow for operations decisions.

This chapter sits at the opening of Data and Decision Programming. It develops Data preparation, Analytic scripting, Notation and conventions, and Baseline model setup so that the student can move from explanation to execution without losing the thread of the course.

The point of this chapter is not just to make a script run. Students should understand what the algorithm assumes, how errors enter, what outputs are trustworthy, and how computational choices support engineering decisions. The chapter therefore pairs implementation with explanation at every stage.

Core ideas

- Data preparation
- Analytic scripting
- Notation and conventions
- Baseline model setup



How to think through this chapter

A good method in this family begins with problem formulation, then moves to data structures or numerical steps, and ends with verification and interpretation. Students should expect to justify algorithm choice, check boundary cases, and explain what the output means in domain language.

When working this chapter, keep the following question active: @@TOKEN_0@@ A good student answer should connect setup, assumptions, and conclusion instead of only chasing a final number or sentence.

Data and Decision Programming concentrates on data preparation and analytic scripting in the context of programming and analytical workflow for operations decisions.

Why Foundations and governing ideas matters in Data and Decision Programming

Foundations and governing ideas is not just another topic block. It is where students learn to organize their thinking so that data preparation becomes a deliberate tool instead of a memorized step list.

Summit treats this lesson as applied reasoning: students should be able to say what the model is doing, what assumptions it needs, and why the conclusion would hold up under review.

How strong students move through this material

The strongest approach is to begin with the governing idea, then connect it to the problem setup, and only then carry out the detailed work. In this lesson that usually means centering data preparation before letting algebra, computation, or design detail take over.

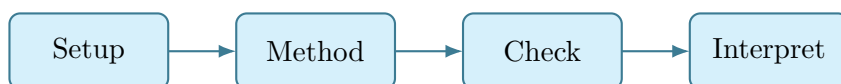
When analytic scripting enters the picture, the student should already know what variables, constraints, or interpretations matter. That prevents the work from collapsing into disconnected steps.

What to watch for when the work gets harder

Notation and conventions usually separate surface familiarity from real mastery. This is where students need to slow down, keep notation disciplined, and explain why the method choice still fits the problem.

A top-quality solution is not just correct. It is organized, explicit about assumptions, and clear enough that another engineer or instructor could audit the logic without guessing what was meant.

Worked example



@@TOKEN_0@@ Outline a complete data and decision programming approach that uses data preparation to reason through analytic scripting.

1. Start by identifying the governing principle behind data preparation and state the assumptions that make it valid in this setting.
2. Define the variables, coordinate choices, constraints, or design criteria that control analytic scripting.
3. Carry the method through in a disciplined sequence, showing where data preparation shapes the setup and intermediate steps.
4. Close with an engineering interpretation that explains what the result means and why the conclusion is reasonable.

Read this example twice: once for the flow of ideas and once for the technical structure of the solution.

Worked-through guided example

@@TOKEN_0@@ Work a data and decision programming problem built around data preparation. Explain the setup, the governing method, and the final conclusion you would defend.

1. State why data preparation is the controlling idea in this problem.
2. List the variables, assumptions, and governing relationships before trying to solve.
3. Carry the reasoning forward in a clean sequence and end with a technical interpretation.

A complete solution begins from data preparation, applies the correct course method, and closes with a written interpretation that explains why the result is reasonable.

Instructor commentary

Students should annotate this chapter for structure, not just facts. Mark where the argument changes direction, where the method requires a hidden assumption, and where the conclusion becomes more general than the worked example. If the chapter feels easy while you are reading it but difficult when you close the page, you have not yet converted recognition into mastery.

The most productive study pattern is read the concept, implement a small version, test it on a simple case, and then scale to a more realistic example with written reflection.

Practice while you read

Foundations and governing ideas guided practice

Data and Decision Programming concentrates on data preparation and analytic scripting in the context of programming and analytical workflow for operations decisions.

@@TOKEN_0@@ Work a data and decision programming problem built around data preparation. Explain the setup, the governing method, and the final conclusion you would defend.

- Hint: Return to the key idea data preparation and identify what assumptions, variables, or constraints must be fixed before you work forward.
- Step 1: State why data preparation is the controlling idea in this problem.
- Step 2: List the variables, assumptions, and governing relationships before trying to solve.
- Step 3: Carry the reasoning forward in a clean sequence and end with a technical interpretation.
- Checkpoint: A strong checkpoint answer identifies data preparation, builds a disciplined setup, and defends a final conclusion.

@@TOKEN_0@@ Work a data and decision programming problem built around analytic scripting. Explain the setup, the governing method, and the final conclusion you would defend.

- Hint: Return to the key idea analytic scripting and identify what assumptions, variables, or constraints must be fixed before you work forward.
- Step 1: State why analytic scripting is the controlling idea in this problem.
- Step 2: List the variables, assumptions, and governing relationships before trying to solve.
- Step 3: Carry the reasoning forward in a clean sequence and end with a technical interpretation.
- Checkpoint: A strong checkpoint answer identifies analytic scripting, builds a disciplined setup, and defends a final conclusion.

Chapter homework

@@TOKEN_0@@ Data and Decision Programming concentrates on data preparation and analytic scripting in the context of programming and analytical workflow for operations decisions.

1. Complete a full data and decision programming problem centered on data preparation. State the setup, the governing method, and the engineering conclusion you would defend.
2. Complete a full data and decision programming problem centered on analytic scripting. State the setup, the governing method, and the engineering conclusion you would defend.
3. Complete a full data and decision programming problem centered on notation and conventions. State the setup, the governing method, and the engineering conclusion you would defend.
4. Complete a full data and decision programming problem centered on baseline model setup. State the setup, the governing method, and the engineering conclusion you would defend.

Answers for these homework problems appear in the back-of-book answer key.

Chapter summary and study notes

- Explain when data preparation is the right tool and when it is not.
- Carry a full solution or analysis from setup to conclusion without skipping assumptions.
- Use notation, units, and technical language clearly enough for formal grading.

Study tips

- Name the governing idea first: Data preparation.
- Write down assumptions and constraints before pushing through calculations or design choices.
- End every serious solution with a technical interpretation, not only a final number or label.

Common traps

- Jumping into symbol manipulation before the governing model is clear.
- Treating the procedure like a script instead of checking whether the assumptions still hold.
- Stopping at the answer line without explaining what the result means in context.

Family-level errors to watch for

- Treating code execution as proof that the method is correct.
- Skipping verification, units, or error checks.
- Reporting raw output without explaining what it means for the underlying problem.

Chapter 2

Chapter 2 Core methods and notation discipline

Chapter purpose

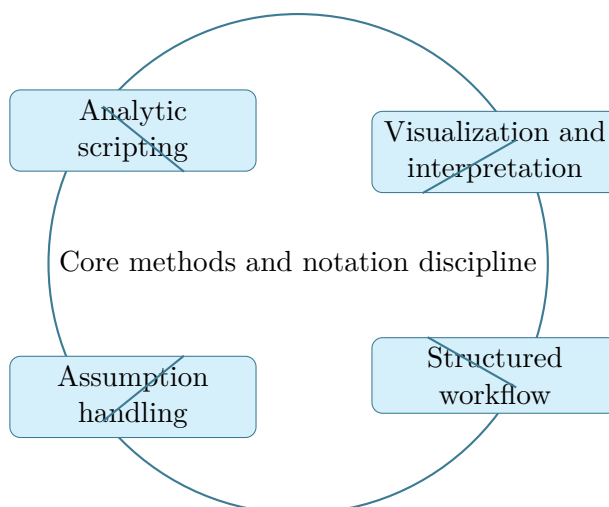
Data and Decision Programming concentrates on analytic scripting and visualization and interpretation in the context of programming and analytical workflow for operations decisions.

This chapter sits in the middle of Data and Decision Programming. It develops Analytic scripting, Visualization and interpretation, Structured workflow, and Assumption handling so that the student can move from explanation to execution without losing the thread of the course.

The point of this chapter is not just to make a script run. Students should understand what the algorithm assumes, how errors enter, what outputs are trustworthy, and how computational choices support engineering decisions. The chapter therefore pairs implementation with explanation at every stage.

Core ideas

- Analytic scripting
- Visualization and interpretation
- Structured workflow
- Assumption handling



How to think through this chapter

A good method in this family begins with problem formulation, then moves to data structures or numerical steps, and ends with verification and interpretation. Students should expect to justify algorithm choice, check boundary cases, and explain what the output means in domain language.

When working this chapter, keep the following question active: @@TOKEN_0@@ A good student answer should connect setup, assumptions, and conclusion instead of only chasing a final number or sentence.

Data and Decision Programming concentrates on analytic scripting and visualization and interpretation in the context of programming and analytical workflow for operations decisions.

Why Core methods and notation discipline matters in Data and Decision Programming

Core methods and notation discipline is not just another topic block. It is where students learn to organize their thinking so that analytic scripting becomes a deliberate tool instead of a memorized step list.

Summit treats this lesson as applied reasoning: students should be able to say what the model is doing, what assumptions it needs, and why the conclusion would hold up under review.

How strong students move through this material

The strongest approach is to begin with the governing idea, then connect it to the problem setup, and only then carry out the detailed work. In this lesson that usually means centering analytic scripting before letting algebra, computation, or design detail take over.

When visualization and interpretation enters the picture, the student should already know what

variables, constraints, or interpretations matter. That prevents the work from collapsing into disconnected steps.

What to watch for when the work gets harder

Structured workflow usually separate surface familiarity from real mastery. This is where students need to slow down, keep notation disciplined, and explain why the method choice still fits the problem.

A top-quality solution is not just correct. It is organized, explicit about assumptions, and clear enough that another engineer or instructor could audit the logic without guessing what was meant.

Worked example



@@TOKEN_0@@ Outline a complete data and decision programming approach that uses analytic scripting to reason through visualization and interpretation.

1. Start by identifying the governing principle behind analytic scripting and state the assumptions that make it valid in this setting.
2. Define the variables, coordinate choices, constraints, or design criteria that control visualization and interpretation.
3. Carry the method through in a disciplined sequence, showing where analytic scripting shapes the setup and intermediate steps.
4. Close with an engineering interpretation that explains what the result means and why the conclusion is reasonable.

Read this example twice: once for the flow of ideas and once for the technical structure of the solution.

Worked-through guided example

@@TOKEN_0@@ Work a data and decision programming problem built around analytic scripting. Explain the setup, the governing method, and the final conclusion you would defend.

1. State why analytic scripting is the controlling idea in this problem.
2. List the variables, assumptions, and governing relationships before trying to solve.

3. Carry the reasoning forward in a clean sequence and end with a technical interpretation.

A complete solution begins from analytic scripting, applies the correct course method, and closes with a written interpretation that explains why the result is reasonable.

Instructor commentary

Students should annotate this chapter for structure, not just facts. Mark where the argument changes direction, where the method requires a hidden assumption, and where the conclusion becomes more general than the worked example. If the chapter feels easy while you are reading it but difficult when you close the page, you have not yet converted recognition into mastery.

The most productive study pattern is read the concept, implement a small version, test it on a simple case, and then scale to a more realistic example with written reflection.

Practice while you read

Core methods and notation discipline guided practice

Data and Decision Programming concentrates on analytic scripting and visualization and interpretation in the context of programming and analytical workflow for operations decisions.

@@TOKEN_0@@ Work a data and decision programming problem built around analytic scripting. Explain the setup, the governing method, and the final conclusion you would defend.

- Hint: Return to the key idea analytic scripting and identify what assumptions, variables, or constraints must be fixed before you work forward.
- Step 1: State why analytic scripting is the controlling idea in this problem.
- Step 2: List the variables, assumptions, and governing relationships before trying to solve.
- Step 3: Carry the reasoning forward in a clean sequence and end with a technical interpretation.
- Checkpoint: A strong checkpoint answer identifies analytic scripting, builds a disciplined setup, and defends a final conclusion.

@@TOKEN_0@@ Work a data and decision programming problem built around visualization and interpretation. Explain the setup, the governing method, and the final conclusion you would defend.

- Hint: Return to the key idea visualization and interpretation and identify what assumptions, variables, or constraints must be fixed before you work forward.
- Step 1: State why visualization and interpretation is the controlling idea in this problem.
- Step 2: List the variables, assumptions, and governing relationships before trying to solve.
- Step 3: Carry the reasoning forward in a clean sequence and end with a technical interpretation.

- Checkpoint: A strong checkpoint answer identifies visualization and interpretation, builds a disciplined setup, and defends a final conclusion.

Chapter homework

@@TOKEN_0@@ Data and Decision Programming concentrates on analytic scripting and visualization and interpretation in the context of programming and analytical workflow for operations decisions.

1. Complete a full data and decision programming problem centered on analytic scripting. State the setup, the governing method, and the engineering conclusion you would defend.
2. Complete a full data and decision programming problem centered on visualization and interpretation. State the setup, the governing method, and the engineering conclusion you would defend.
3. Complete a full data and decision programming problem centered on structured workflow. State the setup, the governing method, and the engineering conclusion you would defend.
4. Complete a full data and decision programming problem centered on assumption handling. State the setup, the governing method, and the engineering conclusion you would defend.

Answers for these homework problems appear in the back-of-book answer key.

Chapter summary and study notes

- Explain when analytic scripting is the right tool and when it is not.
- Carry a full solution or analysis from setup to conclusion without skipping assumptions.
- Use notation, units, and technical language clearly enough for formal grading.

Study tips

- Name the governing idea first: Analytic scripting.
- Write down assumptions and constraints before pushing through calculations or design choices.
- End every serious solution with a technical interpretation, not only a final number or label.

Common traps

- Jumping into symbol manipulation before the governing model is clear.
- Treating the procedure like a script instead of checking whether the assumptions still hold.
- Stopping at the answer line without explaining what the result means in context.

Family-level errors to watch for

- Treating code execution as proof that the method is correct.
- Skipping verification, units, or error checks.
- Reporting raw output without explaining what it means for the underlying problem.

Chapter 3

Chapter 3 Extended methods and decision workflow

Chapter purpose

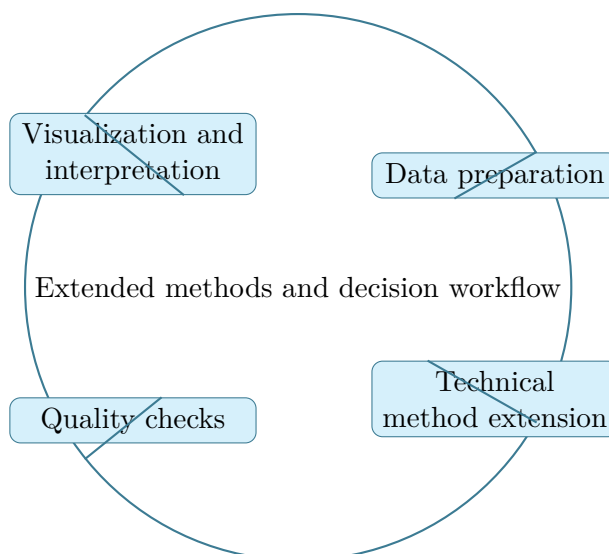
Data and Decision Programming concentrates on visualization and interpretation and data preparation in the context of programming and analytical workflow for operations decisions.

This chapter sits in the middle of Data and Decision Programming. It develops Visualization and interpretation, Data preparation, Technical method extension, and Quality checks so that the student can move from explanation to execution without losing the thread of the course.

The point of this chapter is not just to make a script run. Students should understand what the algorithm assumes, how errors enter, what outputs are trustworthy, and how computational choices support engineering decisions. The chapter therefore pairs implementation with explanation at every stage.

Core ideas

- Visualization and interpretation
- Data preparation
- Technical method extension
- Quality checks



How to think through this chapter

A good method in this family begins with problem formulation, then moves to data structures or numerical steps, and ends with verification and interpretation. Students should expect to justify algorithm choice, check boundary cases, and explain what the output means in domain language.

When working this chapter, keep the following question active: @@TOKEN_0@@ A good student answer should connect setup, assumptions, and conclusion instead of only chasing a final number or sentence.

Data and Decision Programming concentrates on visualization and interpretation and data preparation in the context of programming and analytical workflow for operations decisions.

Why Extended methods and decision workflow matters in Data and Decision Programming

Extended methods and decision workflow is not just another topic block. It is where students learn to organize their thinking so that visualization and interpretation becomes a deliberate tool instead of a memorized step list.

Summit treats this lesson as applied reasoning: students should be able to say what the model is doing, what assumptions it needs, and why the conclusion would hold up under review.

How strong students move through this material

The strongest approach is to begin with the governing idea, then connect it to the problem setup, and only then carry out the detailed work. In this lesson that usually means centering visualization and interpretation before letting algebra, computation, or design detail take over.

When data preparation enters the picture, the student should already know what variables, constraints, or interpretations matter. That prevents the work from collapsing into disconnected steps.

What to watch for when the work gets harder

Technical method extension usually separate surface familiarity from real mastery. This is where students need to slow down, keep notation disciplined, and explain why the method choice still fits the problem.

A top-quality solution is not just correct. It is organized, explicit about assumptions, and clear enough that another engineer or instructor could audit the logic without guessing what was meant.

Worked example



@@TOKEN_0@@ Outline a complete data and decision programming approach that uses visualization and interpretation to reason through data preparation.

1. Start by identifying the governing principle behind visualization and interpretation and state the assumptions that make it valid in this setting.
2. Define the variables, coordinate choices, constraints, or design criteria that control data preparation.
3. Carry the method through in a disciplined sequence, showing where visualization and interpretation shapes the setup and intermediate steps.
4. Close with an engineering interpretation that explains what the result means and why the conclusion is reasonable.

Read this example twice: once for the flow of ideas and once for the technical structure of the solution.

Worked-through guided example

@@TOKEN_0@@ Work a data and decision programming problem built around visualization and interpretation. Explain the setup, the governing method, and the final conclusion you would defend.

1. State why visualization and interpretation is the controlling idea in this problem.
2. List the variables, assumptions, and governing relationships before trying to solve.

3. Carry the reasoning forward in a clean sequence and end with a technical interpretation.

A complete solution begins from visualization and interpretation, applies the correct course method, and closes with a written interpretation that explains why the result is reasonable.

Instructor commentary

Students should annotate this chapter for structure, not just facts. Mark where the argument changes direction, where the method requires a hidden assumption, and where the conclusion becomes more general than the worked example. If the chapter feels easy while you are reading it but difficult when you close the page, you have not yet converted recognition into mastery.

The most productive study pattern is read the concept, implement a small version, test it on a simple case, and then scale to a more realistic example with written reflection.

Practice while you read

Extended methods and decision workflow guided practice

Data and Decision Programming concentrates on visualization and interpretation and data preparation in the context of programming and analytical workflow for operations decisions.

@@TOKEN_0@@ Work a data and decision programming problem built around visualization and interpretation. Explain the setup, the governing method, and the final conclusion you would defend.

- Hint: Return to the key idea visualization and interpretation and identify what assumptions, variables, or constraints must be fixed before you work forward.
- Step 1: State why visualization and interpretation is the controlling idea in this problem.
- Step 2: List the variables, assumptions, and governing relationships before trying to solve.
- Step 3: Carry the reasoning forward in a clean sequence and end with a technical interpretation.
- Checkpoint: A strong checkpoint answer identifies visualization and interpretation, builds a disciplined setup, and defends a final conclusion.

@@TOKEN_0@@ Work a data and decision programming problem built around data preparation. Explain the setup, the governing method, and the final conclusion you would defend.

- Hint: Return to the key idea data preparation and identify what assumptions, variables, or constraints must be fixed before you work forward.
- Step 1: State why data preparation is the controlling idea in this problem.
- Step 2: List the variables, assumptions, and governing relationships before trying to solve.
- Step 3: Carry the reasoning forward in a clean sequence and end with a technical interpretation.

- Checkpoint: A strong checkpoint answer identifies data preparation, builds a disciplined setup, and defends a final conclusion.

Chapter homework

@@TOKEN_0@@ Data and Decision Programming concentrates on visualization and interpretation and data preparation in the context of programming and analytical workflow for operations decisions.

1. Complete a full data and decision programming problem centered on visualization and interpretation. State the setup, the governing method, and the engineering conclusion you would defend.
2. Complete a full data and decision programming problem centered on data preparation. State the setup, the governing method, and the engineering conclusion you would defend.
3. Complete a full data and decision programming problem centered on technical method extension. State the setup, the governing method, and the engineering conclusion you would defend.
4. Complete a full data and decision programming problem centered on quality checks. State the setup, the governing method, and the engineering conclusion you would defend.

Answers for these homework problems appear in the back-of-book answer key.

Chapter summary and study notes

- Explain when visualization and interpretation is the right tool and when it is not.
- Carry a full solution or analysis from setup to conclusion without skipping assumptions.
- Use notation, units, and technical language clearly enough for formal grading.

Study tips

- Name the governing idea first: Visualization and interpretation.
- Write down assumptions and constraints before pushing through calculations or design choices.
- End every serious solution with a technical interpretation, not only a final number or label.

Common traps

- Jumping into symbol manipulation before the governing model is clear.

- Treating the procedure like a script instead of checking whether the assumptions still hold.
- Stopping at the answer line without explaining what the result means in context.

Family-level errors to watch for

- Treating code execution as proof that the method is correct.
- Skipping verification, units, or error checks.
- Reporting raw output without explaining what it means for the underlying problem.

Chapter 4

Chapter 4 Applications and system interpretation

Chapter purpose

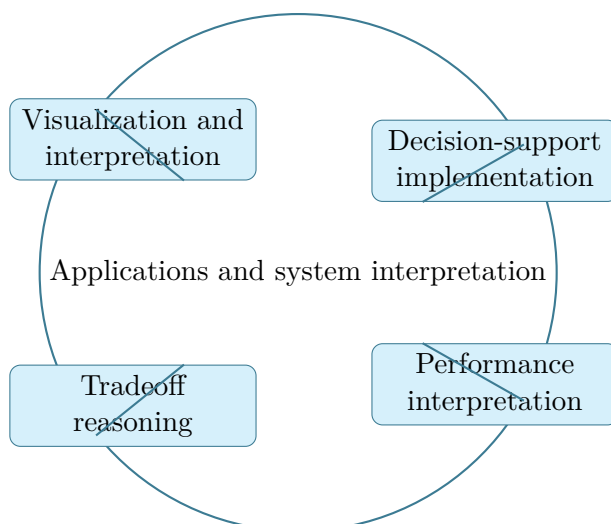
Data and Decision Programming concentrates on visualization and interpretation and decision-support implementation in the context of programming and analytical workflow for operations decisions.

This chapter sits in the middle of Data and Decision Programming. It develops Visualization and interpretation, Decision-support implementation, Performance interpretation, and Tradeoff reasoning so that the student can move from explanation to execution without losing the thread of the course.

The point of this chapter is not just to make a script run. Students should understand what the algorithm assumes, how errors enter, what outputs are trustworthy, and how computational choices support engineering decisions. The chapter therefore pairs implementation with explanation at every stage.

Core ideas

- Visualization and interpretation
- Decision-support implementation
- Performance interpretation
- Tradeoff reasoning



How to think through this chapter

A good method in this family begins with problem formulation, then moves to data structures or numerical steps, and ends with verification and interpretation. Students should expect to justify algorithm choice, check boundary cases, and explain what the output means in domain language.

When working this chapter, keep the following question active: @@TOKEN_0@@ A good student answer should connect setup, assumptions, and conclusion instead of only chasing a final number or sentence.

Data and Decision Programming concentrates on visualization and interpretation and decision-support implementation in the context of programming and analytical workflow for operations decisions.

Why Applications and system interpretation matters in Data and Decision Programming

Applications and system interpretation is not just another topic block. It is where students learn to organize their thinking so that visualization and interpretation becomes a deliberate tool instead of a memorized step list.

Summit treats this lesson as applied reasoning: students should be able to say what the model is doing, what assumptions it needs, and why the conclusion would hold up under review.

How strong students move through this material

The strongest approach is to begin with the governing idea, then connect it to the problem setup, and only then carry out the detailed work. In this lesson that usually means centering visualization and interpretation before letting algebra, computation, or design detail take over.

When decision-support implementation enters the picture, the student should already know what variables, constraints, or interpretations matter. That prevents the work from collapsing into disconnected steps.

What to watch for when the work gets harder

Performance interpretation usually separate surface familiarity from real mastery. This is where students need to slow down, keep notation disciplined, and explain why the method choice still fits the problem.

A top-quality solution is not just correct. It is organized, explicit about assumptions, and clear enough that another engineer or instructor could audit the logic without guessing what was meant.

Worked example



@@TOKEN_0@@ Outline a complete data and decision programming approach that uses visualization and interpretation to reason through decision-support implementation.

1. Start by identifying the governing principle behind visualization and interpretation and state the assumptions that make it valid in this setting.
2. Define the variables, coordinate choices, constraints, or design criteria that control decision-support implementation.
3. Carry the method through in a disciplined sequence, showing where visualization and interpretation shapes the setup and intermediate steps.
4. Close with an engineering interpretation that explains what the result means and why the conclusion is reasonable.

Read this example twice: once for the flow of ideas and once for the technical structure of the solution.

Worked-through guided example

@@TOKEN_0@@ Work a data and decision programming problem built around visualization and interpretation. Explain the setup, the governing method, and the final conclusion you would defend.

1. State why visualization and interpretation is the controlling idea in this problem.
2. List the variables, assumptions, and governing relationships before trying to solve.

3. Carry the reasoning forward in a clean sequence and end with a technical interpretation.

A complete solution begins from visualization and interpretation, applies the correct course method, and closes with a written interpretation that explains why the result is reasonable.

Instructor commentary

Students should annotate this chapter for structure, not just facts. Mark where the argument changes direction, where the method requires a hidden assumption, and where the conclusion becomes more general than the worked example. If the chapter feels easy while you are reading it but difficult when you close the page, you have not yet converted recognition into mastery.

The most productive study pattern is read the concept, implement a small version, test it on a simple case, and then scale to a more realistic example with written reflection.

Practice while you read

Applications and system interpretation guided practice

Data and Decision Programming concentrates on visualization and interpretation and decision-support implementation in the context of programming and analytical workflow for operations decisions.

@@TOKEN_0@@ Work a data and decision programming problem built around visualization and interpretation. Explain the setup, the governing method, and the final conclusion you would defend.

- Hint: Return to the key idea visualization and interpretation and identify what assumptions, variables, or constraints must be fixed before you work forward.
- Step 1: State why visualization and interpretation is the controlling idea in this problem.
- Step 2: List the variables, assumptions, and governing relationships before trying to solve.
- Step 3: Carry the reasoning forward in a clean sequence and end with a technical interpretation.
- Checkpoint: A strong checkpoint answer identifies visualization and interpretation, builds a disciplined setup, and defends a final conclusion.

@@TOKEN_0@@ Work a data and decision programming problem built around decision-support implementation. Explain the setup, the governing method, and the final conclusion you would defend.

- Hint: Return to the key idea decision-support implementation and identify what assumptions, variables, or constraints must be fixed before you work forward.
- Step 1: State why decision-support implementation is the controlling idea in this problem.

- Step 2: List the variables, assumptions, and governing relationships before trying to solve.
- Step 3: Carry the reasoning forward in a clean sequence and end with a technical interpretation.
- Checkpoint: A strong checkpoint answer identifies decision-support implementation, builds a disciplined setup, and defends a final conclusion.

Chapter homework

@@TOKEN_0@@ Data and Decision Programming concentrates on visualization and interpretation and decision-support implementation in the context of programming and analytical workflow for operations decisions.

1. Complete a full data and decision programming problem centered on visualization and interpretation. State the setup, the governing method, and the engineering conclusion you would defend.
2. Complete a full data and decision programming problem centered on decision-support implementation. State the setup, the governing method, and the engineering conclusion you would defend.
3. Complete a full data and decision programming problem centered on performance interpretation. State the setup, the governing method, and the engineering conclusion you would defend.
4. Complete a full data and decision programming problem centered on tradeoff reasoning. State the setup, the governing method, and the engineering conclusion you would defend.

Answers for these homework problems appear in the back-of-book answer key.

Chapter summary and study notes

- Explain when visualization and interpretation is the right tool and when it is not.
- Carry a full solution or analysis from setup to conclusion without skipping assumptions.
- Use notation, units, and technical language clearly enough for formal grading.

Study tips

- Name the governing idea first: Visualization and interpretation.
- Write down assumptions and constraints before pushing through calculations or design choices.
- End every serious solution with a technical interpretation, not only a final number or label.

Common traps

- Jumping into symbol manipulation before the governing model is clear.
- Treating the procedure like a script instead of checking whether the assumptions still hold.
- Stopping at the answer line without explaining what the result means in context.

Family-level errors to watch for

- Treating code execution as proof that the method is correct.
- Skipping verification, units, or error checks.
- Reporting raw output without explaining what it means for the underlying problem.

Chapter 5

Chapter 5 Integrated casework and professional communication

Chapter purpose

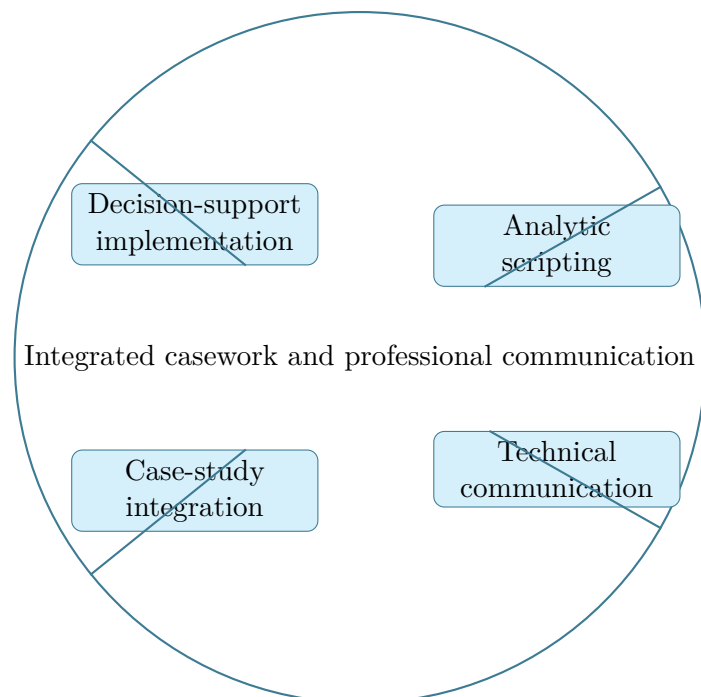
Data and Decision Programming concentrates on decision-support implementation and analytic scripting in the context of programming and analytical workflow for operations decisions.

This chapter sits in the middle of Data and Decision Programming. It develops Decision-support implementation, Analytic scripting, Technical communication, and Case-study integration so that the student can move from explanation to execution without losing the thread of the course.

The point of this chapter is not just to make a script run. Students should understand what the algorithm assumes, how errors enter, what outputs are trustworthy, and how computational choices support engineering decisions. The chapter therefore pairs implementation with explanation at every stage.

Core ideas

- Decision-support implementation
- Analytic scripting
- Technical communication
- Case-study integration



How to think through this chapter

A good method in this family begins with problem formulation, then moves to data structures or numerical steps, and ends with verification and interpretation. Students should expect to justify algorithm choice, check boundary cases, and explain what the output means in domain language.

When working this chapter, keep the following question active: @@TOKEN_0@@ A good student answer should connect setup, assumptions, and conclusion instead of only chasing a final number or sentence.

Data and Decision Programming concentrates on decision-support implementation and analytic scripting in the context of programming and analytical workflow for operations decisions.

Why Integrated casework and professional communication matters in Data and Decision Programming

Integrated casework and professional communication is not just another topic block. It is where students learn to organize their thinking so that decision-support implementation becomes a deliberate tool instead of a memorized step list.

Summit treats this lesson as applied reasoning: students should be able to say what the model is doing, what assumptions it needs, and why the conclusion would hold up under review.

How strong students move through this material

The strongest approach is to begin with the governing idea, then connect it to the problem setup, and only then carry out the detailed work. In this lesson that usually means centering decision-support implementation before letting algebra, computation, or design detail take over.

When analytic scripting enters the picture, the student should already know what variables, constraints, or interpretations matter. That prevents the work from collapsing into disconnected steps.

What to watch for when the work gets harder

Technical communication usually separate surface familiarity from real mastery. This is where students need to slow down, keep notation disciplined, and explain why the method choice still fits the problem.

A top-quality solution is not just correct. It is organized, explicit about assumptions, and clear enough that another engineer or instructor could audit the logic without guessing what was meant.

Worked example



@@TOKEN_0@@ Outline a complete data and decision programming approach that uses decision-support implementation to reason through analytic scripting.

1. Start by identifying the governing principle behind decision-support implementation and state the assumptions that make it valid in this setting.
2. Define the variables, coordinate choices, constraints, or design criteria that control analytic scripting.
3. Carry the method through in a disciplined sequence, showing where decision-support implementation shapes the setup and intermediate steps.
4. Close with an engineering interpretation that explains what the result means and why the conclusion is reasonable.

Read this example twice: once for the flow of ideas and once for the technical structure of the solution.

Worked-through guided example

@@TOKEN_0@@ Work a data and decision programming problem built around decision-support implementation. Explain the setup, the governing method, and the final conclusion you would

defend.

1. State why decision-support implementation is the controlling idea in this problem.
2. List the variables, assumptions, and governing relationships before trying to solve.
3. Carry the reasoning forward in a clean sequence and end with a technical interpretation.

A complete solution begins from decision-support implementation, applies the correct course method, and closes with a written interpretation that explains why the result is reasonable.

Instructor commentary

Students should annotate this chapter for structure, not just facts. Mark where the argument changes direction, where the method requires a hidden assumption, and where the conclusion becomes more general than the worked example. If the chapter feels easy while you are reading it but difficult when you close the page, you have not yet converted recognition into mastery.

The most productive study pattern is read the concept, implement a small version, test it on a simple case, and then scale to a more realistic example with written reflection.

Practice while you read

Integrated casework and professional communication guided practice

Data and Decision Programming concentrates on decision-support implementation and analytic scripting in the context of programming and analytical workflow for operations decisions.

@@TOKEN_0@@ Work a data and decision programming problem built around decision-support implementation. Explain the setup, the governing method, and the final conclusion you would defend.

- Hint: Return to the key idea decision-support implementation and identify what assumptions, variables, or constraints must be fixed before you work forward.
- Step 1: State why decision-support implementation is the controlling idea in this problem.
- Step 2: List the variables, assumptions, and governing relationships before trying to solve.
- Step 3: Carry the reasoning forward in a clean sequence and end with a technical interpretation.
- Checkpoint: A strong checkpoint answer identifies decision-support implementation, builds a disciplined setup, and defends a final conclusion.

@@TOKEN_0@@ Work a data and decision programming problem built around analytic scripting. Explain the setup, the governing method, and the final conclusion you would defend.

- Hint: Return to the key idea analytic scripting and identify what assumptions, variables, or constraints must be fixed before you work forward.
- Step 1: State why analytic scripting is the controlling idea in this problem.
- Step 2: List the variables, assumptions, and governing relationships before trying to solve.
- Step 3: Carry the reasoning forward in a clean sequence and end with a technical interpretation.
- Checkpoint: A strong checkpoint answer identifies analytic scripting, builds a disciplined setup, and defends a final conclusion.

Chapter homework

@@TOKEN_0@@ Data and Decision Programming concentrates on decision-support implementation and analytic scripting in the context of programming and analytical workflow for operations decisions.

1. Complete a full data and decision programming problem centered on decision-support implementation. State the setup, the governing method, and the engineering conclusion you would defend.
2. Complete a full data and decision programming problem centered on analytic scripting. State the setup, the governing method, and the engineering conclusion you would defend.
3. Complete a full data and decision programming problem centered on technical communication. State the setup, the governing method, and the engineering conclusion you would defend.
4. Complete a full data and decision programming problem centered on case-study integration. State the setup, the governing method, and the engineering conclusion you would defend.

Answers for these homework problems appear in the back-of-book answer key.

Chapter summary and study notes

- Explain when decision-support implementation is the right tool and when it is not.
- Carry a full solution or analysis from setup to conclusion without skipping assumptions.
- Use notation, units, and technical language clearly enough for formal grading.

Study tips

- Name the governing idea first: Decision-support implementation.
- Write down assumptions and constraints before pushing through calculations or design choices.
- End every serious solution with a technical interpretation, not only a final number or label.

Common traps

- Jumping into symbol manipulation before the governing model is clear.
- Treating the procedure like a script instead of checking whether the assumptions still hold.
- Stopping at the answer line without explaining what the result means in context.

Family-level errors to watch for

- Treating code execution as proof that the method is correct.
- Skipping verification, units, or error checks.
- Reporting raw output without explaining what it means for the underlying problem.

Chapter 6

Chapter 6 Cumulative review and official assessment

Chapter purpose

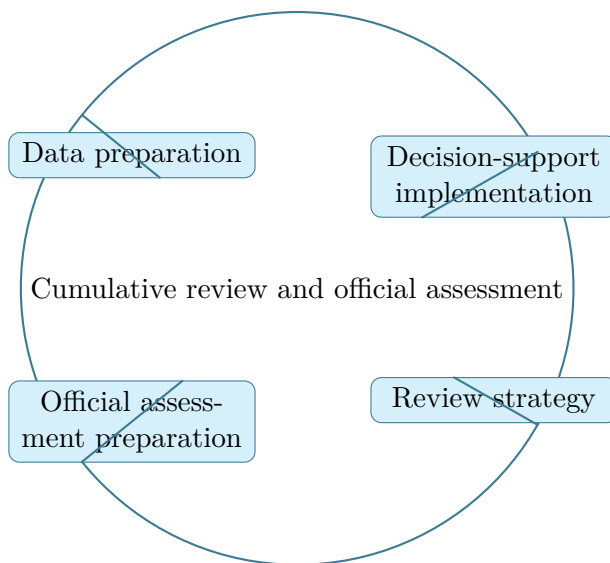
Data and Decision Programming concentrates on data preparation and decision-support implementation in the context of programming and analytical workflow for operations decisions.

This chapter sits at the end of Data and Decision Programming. It develops Data preparation, Decision-support implementation, Review strategy, and Official assessment preparation so that the student can move from explanation to execution without losing the thread of the course.

The point of this chapter is not just to make a script run. Students should understand what the algorithm assumes, how errors enter, what outputs are trustworthy, and how computational choices support engineering decisions. The chapter therefore pairs implementation with explanation at every stage.

Core ideas

- Data preparation
- Decision-support implementation
- Review strategy
- Official assessment preparation



How to think through this chapter

A good method in this family begins with problem formulation, then moves to data structures or numerical steps, and ends with verification and interpretation. Students should expect to justify algorithm choice, check boundary cases, and explain what the output means in domain language.

When working this chapter, keep the following question active: @@TOKEN_0@@ A good student answer should connect setup, assumptions, and conclusion instead of only chasing a final number or sentence.

Data and Decision Programming concentrates on data preparation and decision-support implementation in the context of programming and analytical workflow for operations decisions.

Why Cumulative review and official assessment matters in Data and Decision Programming

Cumulative review and official assessment is not just another topic block. It is where students learn to organize their thinking so that data preparation becomes a deliberate tool instead of a memorized step list.

Summit treats this lesson as applied reasoning: students should be able to say what the model is doing, what assumptions it needs, and why the conclusion would hold up under review.

How strong students move through this material

The strongest approach is to begin with the governing idea, then connect it to the problem setup, and only then carry out the detailed work. In this lesson that usually means centering data preparation before letting algebra, computation, or design detail take over.

When decision-support implementation enters the picture, the student should already know what variables, constraints, or interpretations matter. That prevents the work from collapsing into disconnected steps.

What to watch for when the work gets harder

Review strategy usually separate surface familiarity from real mastery. This is where students need to slow down, keep notation disciplined, and explain why the method choice still fits the problem.

A top-quality solution is not just correct. It is organized, explicit about assumptions, and clear enough that another engineer or instructor could audit the logic without guessing what was meant.

Worked example



@@TOKEN_0@@ Outline a complete data and decision programming approach that uses data preparation to reason through decision-support implementation.

1. Start by identifying the governing principle behind data preparation and state the assumptions that make it valid in this setting.
2. Define the variables, coordinate choices, constraints, or design criteria that control decision-support implementation.
3. Carry the method through in a disciplined sequence, showing where data preparation shapes the setup and intermediate steps.
4. Close with an engineering interpretation that explains what the result means and why the conclusion is reasonable.

Read this example twice: once for the flow of ideas and once for the technical structure of the solution.

Worked-through guided example

@@TOKEN_0@@ Work a data and decision programming problem built around data preparation. Explain the setup, the governing method, and the final conclusion you would defend.

1. State why data preparation is the controlling idea in this problem.
2. List the variables, assumptions, and governing relationships before trying to solve.

3. Carry the reasoning forward in a clean sequence and end with a technical interpretation.

A complete solution begins from data preparation, applies the correct course method, and closes with a written interpretation that explains why the result is reasonable.

Instructor commentary

Students should annotate this chapter for structure, not just facts. Mark where the argument changes direction, where the method requires a hidden assumption, and where the conclusion becomes more general than the worked example. If the chapter feels easy while you are reading it but difficult when you close the page, you have not yet converted recognition into mastery.

The most productive study pattern is read the concept, implement a small version, test it on a simple case, and then scale to a more realistic example with written reflection.

Practice while you read

Cumulative review and official assessment guided practice

Data and Decision Programming concentrates on data preparation and decision-support implementation in the context of programming and analytical workflow for operations decisions.

@@TOKEN_0@@ Work a data and decision programming problem built around data preparation. Explain the setup, the governing method, and the final conclusion you would defend.

- Hint: Return to the key idea data preparation and identify what assumptions, variables, or constraints must be fixed before you work forward.
- Step 1: State why data preparation is the controlling idea in this problem.
- Step 2: List the variables, assumptions, and governing relationships before trying to solve.
- Step 3: Carry the reasoning forward in a clean sequence and end with a technical interpretation.
- Checkpoint: A strong checkpoint answer identifies data preparation, builds a disciplined setup, and defends a final conclusion.

@@TOKEN_0@@ Work a data and decision programming problem built around decision-support implementation. Explain the setup, the governing method, and the final conclusion you would defend.

- Hint: Return to the key idea decision-support implementation and identify what assumptions, variables, or constraints must be fixed before you work forward.
- Step 1: State why decision-support implementation is the controlling idea in this problem.
- Step 2: List the variables, assumptions, and governing relationships before trying to solve.

- Step 3: Carry the reasoning forward in a clean sequence and end with a technical interpretation.
- Checkpoint: A strong checkpoint answer identifies decision-support implementation, builds a disciplined setup, and defends a final conclusion.

Chapter homework

@@TOKEN_0@@ Data and Decision Programming concentrates on data preparation and decision-support implementation in the context of programming and analytical workflow for operations decisions.

1. Complete a full data and decision programming problem centered on data preparation. State the setup, the governing method, and the engineering conclusion you would defend.
2. Complete a full data and decision programming problem centered on decision-support implementation. State the setup, the governing method, and the engineering conclusion you would defend.
3. Complete a full data and decision programming problem centered on review strategy. State the setup, the governing method, and the engineering conclusion you would defend.
4. Complete a full data and decision programming problem centered on official assessment preparation. State the setup, the governing method, and the engineering conclusion you would defend.

Answers for these homework problems appear in the back-of-book answer key.

Chapter summary and study notes

- Explain when data preparation is the right tool and when it is not.
- Carry a full solution or analysis from setup to conclusion without skipping assumptions.
- Use notation, units, and technical language clearly enough for formal grading.

Study tips

- Name the governing idea first: Data preparation.
- Write down assumptions and constraints before pushing through calculations or design choices.
- End every serious solution with a technical interpretation, not only a final number or label.

Common traps

- Jumping into symbol manipulation before the governing model is clear.

- Treating the procedure like a script instead of checking whether the assumptions still hold.
- Stopping at the answer line without explaining what the result means in context.

Family-level errors to watch for

- Treating code execution as proof that the method is correct.
- Skipping verification, units, or error checks.
- Reporting raw output without explaining what it means for the underlying problem.

Chapter 7

Quiz review and official exam preparation

Homework structure

- Homework Set 1: Foundations and governing ideas: 4 graded problems attached to chapter 1.
- Homework Set 2: Core methods and notation discipline: 4 graded problems attached to chapter 2.
- Homework Set 3: Extended methods and decision workflow: 4 graded problems attached to chapter 3.
- Homework Set 4: Applications and system interpretation: 4 graded problems attached to chapter 4.
- Homework Set 5: Integrated casework and professional communication: 4 graded problems attached to chapter 5.
- Homework Set 6: Cumulative review and official assessment: 4 graded problems attached to chapter 6.

Quiz structure

- Quiz 1: Foundations and governing ideas and Core methods and notation discipline: 4 questions, timed, and single-attempt in the live course. Quiz 1 should be taken only after you can solve the chapter homework without outside prompts.
- Quiz 2: Extended methods and decision workflow and Applications and system interpretation: 4 questions, timed, and single-attempt in the live course. Quiz 2 should be taken only after you can solve the chapter homework without outside prompts.
- Quiz 3: Integrated casework and professional communication and Cumulative review and official assessment: 4 questions, timed, and single-attempt in the live course. Quiz 3 should be taken only after you can solve the chapter homework without outside prompts.

Official mastery exam

- Data and Decision Programming cumulative mastery exam: 7 major questions, High rigor, first official attempt locks the course grade.

Data and Decision Programming cumulative mastery exam preparation checklist

- Review every lesson in Data and Decision Programming and be able to explain why each method is used, not only how it is executed.
- Practice complete written solutions, because Summit grades setup quality, assumptions, and interpretation directly.
- Use the guided practice and quizzes until you can explain the method flow without outside prompts.
- Expect the official exam to combine method choice, disciplined setup, and a defended conclusion in the same answer.

How to use this book before assessment

- Read the relevant chapter and rebuild both worked examples without looking.
- Solve the guided practice in the chapter before attempting the graded homework.
- Check your chapter-homework answers only after you complete a full written attempt.
- Review the quiz answer key after each chapter block and classify your errors by concept, setup, algebra, or interpretation.
- Before the official exam, revisit the chapter purposes, homework corrections, and answer-key notes rather than rereading formulas only.

Chapter 8

Course vocabulary index

- @@TOKEN_0@@: treat this as a working term in the course. You should be able to define it, recognize where it appears, and use it correctly in a solution or explanation.
- @@TOKEN_0@@: treat this as a working term in the course. You should be able to define it, recognize where it appears, and use it correctly in a solution or explanation.
- @@TOKEN_0@@: treat this as a working term in the course. You should be able to define it, recognize where it appears, and use it correctly in a solution or explanation.
- @@TOKEN_0@@: treat this as a working term in the course. You should be able to define it, recognize where it appears, and use it correctly in a solution or explanation.
- @@TOKEN_0@@: treat this as a working term in the course. You should be able to define it, recognize where it appears, and use it correctly in a solution or explanation.
- @@TOKEN_0@@: treat this as a working term in the course. You should be able to define it, recognize where it appears, and use it correctly in a solution or explanation.
- @@TOKEN_0@@: treat this as a working term in the course. You should be able to define it, recognize where it appears, and use it correctly in a solution or explanation.
- @@TOKEN_0@@: treat this as a working term in the course. You should be able to define it, recognize where it appears, and use it correctly in a solution or explanation.
- @@TOKEN_0@@: treat this as a working term in the course. You should be able to define it, recognize where it appears, and use it correctly in a solution or explanation.
- @@TOKEN_0@@: treat this as a working term in the course. You should be able to define it, recognize where it appears, and use it correctly in a solution or explanation.
- @@TOKEN_0@@: treat this as a working term in the course. You should be able to define it, recognize where it appears, and use it correctly in a solution or explanation.
- @@TOKEN_0@@: treat this as a working term in the course. You should be able to define it, recognize where it appears, and use it correctly in a solution or explanation.
- @@TOKEN_0@@: treat this as a working term in the course. You should be able to define it, recognize where it appears, and use it correctly in a solution or explanation.
- @@TOKEN_0@@: treat this as a working term in the course. You should be able to define it, recognize where it appears, and use it correctly in a solution or explanation.

Chapter 9

Back-of-book answers and solution outlines

Guided practice answer key

Chapter 1: Foundations and governing ideas

@@TOKEN_0@@

1. Work a data and decision programming problem built around data preparation. Explain the setup, the governing method, and the final conclusion you would defend.

- Checkpoint answer: A strong checkpoint answer identifies data preparation, builds a disciplined setup, and defends a final conclusion. - Solution note: A complete solution begins from data preparation, applies the correct course method, and closes with a written interpretation that explains why the result is reasonable.

1. Work a data and decision programming problem built around analytic scripting. Explain the setup, the governing method, and the final conclusion you would defend.

- Checkpoint answer: A strong checkpoint answer identifies analytic scripting, builds a disciplined setup, and defends a final conclusion. - Solution note: A complete solution begins from analytic scripting, applies the correct course method, and closes with a written interpretation that explains why the result is reasonable.

1. Work a data and decision programming problem built around notation and conventions. Explain the setup, the governing method, and the final conclusion you would defend.

- Checkpoint answer: A strong checkpoint answer identifies notation and conventions, builds a disciplined setup, and defends a final conclusion. - Solution note: A complete solution begins from notation and conventions, applies the correct course method, and closes with a written interpretation that explains why the result is reasonable.

Chapter 2: Core methods and notation discipline

@@TOKEN_0@@

1. Work a data and decision programming problem built around analytic scripting. Explain the setup, the governing method, and the final conclusion you would defend.

- Checkpoint answer: A strong checkpoint answer identifies analytic scripting, builds a disciplined setup, and defends a final conclusion. - Solution note: A complete solution begins from analytic scripting, applies the correct course method, and closes with a written interpretation that explains why the result is reasonable.

1. Work a data and decision programming problem built around visualization and interpretation. Explain the setup, the governing method, and the final conclusion you would defend.

- Checkpoint answer: A strong checkpoint answer identifies visualization and interpretation, builds a disciplined setup, and defends a final conclusion. - Solution note: A complete solution begins from visualization and interpretation, applies the correct course method, and closes with a written interpretation that explains why the result is reasonable.

1. Work a data and decision programming problem built around structured workflow. Explain the setup, the governing method, and the final conclusion you would defend.

- Checkpoint answer: A strong checkpoint answer identifies structured workflow, builds a disciplined setup, and defends a final conclusion. - Solution note: A complete solution begins from structured workflow, applies the correct course method, and closes with a written interpretation that explains why the result is reasonable.

Chapter 3: Extended methods and decision workflow

@@TOKEN_0@@

1. Work a data and decision programming problem built around visualization and interpretation. Explain the setup, the governing method, and the final conclusion you would defend.

- Checkpoint answer: A strong checkpoint answer identifies visualization and interpretation, builds a disciplined setup, and defends a final conclusion. - Solution note: A complete solution begins from visualization and interpretation, applies the correct course method, and closes with a written interpretation that explains why the result is reasonable.

1. Work a data and decision programming problem built around data preparation. Explain the setup, the governing method, and the final conclusion you would defend.

- Checkpoint answer: A strong checkpoint answer identifies data preparation, builds a disciplined setup, and defends a final conclusion. - Solution note: A complete solution begins from data preparation, applies the correct course method, and closes with a written interpretation that explains why the result is reasonable.

1. Work a data and decision programming problem built around technical method extension. Explain the setup, the governing method, and the final conclusion you would defend.

- Checkpoint answer: A strong checkpoint answer identifies technical method extension, builds a disciplined setup, and defends a final conclusion. - Solution note: A complete solution begins from technical method extension, applies the correct course method, and closes with a written interpretation that explains why the result is reasonable.

Chapter 4: Applications and system interpretation

@@TOKEN_0@@

1. Work a data and decision programming problem built around visualization and interpretation. Explain the setup, the governing method, and the final conclusion you would defend.

- Checkpoint answer: A strong checkpoint answer identifies visualization and interpretation, builds a disciplined setup, and defends a final conclusion. - Solution note: A complete solution begins from visualization and interpretation, applies the correct course method, and closes with a written interpretation that explains why the result is reasonable.

1. Work a data and decision programming problem built around decision-support implementation. Explain the setup, the governing method, and the final conclusion you would defend.

- Checkpoint answer: A strong checkpoint answer identifies decision-support implementation, builds a disciplined setup, and defends a final conclusion. - Solution note: A complete solution begins from decision-support implementation, applies the correct course method, and closes with a written interpretation that explains why the result is reasonable.

1. Work a data and decision programming problem built around performance interpretation. Explain the setup, the governing method, and the final conclusion you would defend.

- Checkpoint answer: A strong checkpoint answer identifies performance interpretation, builds a disciplined setup, and defends a final conclusion. - Solution note: A complete solution begins from performance interpretation, applies the correct course method, and closes with a written interpretation that explains why the result is reasonable.

Chapter 5: Integrated casework and professional communication

@@TOKEN_0@@

1. Work a data and decision programming problem built around decision-support implementation. Explain the setup, the governing method, and the final conclusion you would defend.

- Checkpoint answer: A strong checkpoint answer identifies decision-support implementation, builds a disciplined setup, and defends a final conclusion. - Solution note: A complete solution begins from decision-support implementation, applies the correct course method, and closes with a written interpretation that explains why the result is reasonable.

1. Work a data and decision programming problem built around analytic scripting. Explain the setup, the governing method, and the final conclusion you would defend.

- Checkpoint answer: A strong checkpoint answer identifies analytic scripting, builds a disciplined setup, and defends a final conclusion. - Solution note: A complete solution begins from analytic scripting, applies the correct course method, and closes with a written interpretation that explains why the result is reasonable.

1. Work a data and decision programming problem built around technical communication. Explain the setup, the governing method, and the final conclusion you would defend.

- Checkpoint answer: A strong checkpoint answer identifies technical communication, builds a disciplined setup, and defends a final conclusion. - Solution note: A complete solution begins from technical communication, applies the correct course method, and closes with a written interpretation that explains why the result is reasonable.

Chapter 6: Cumulative review and official assessment

@@TOKEN_0@@

1. Work a data and decision programming problem built around data preparation. Explain the setup, the governing method, and the final conclusion you would defend.

- Checkpoint answer: A strong checkpoint answer identifies data preparation, builds a disciplined setup, and defends a final conclusion. - Solution note: A complete solution begins from data preparation, applies the correct course method, and closes with a written interpretation that explains why the result is reasonable.

1. Work a data and decision programming problem built around decision-support implementation. Explain the setup, the governing method, and the final conclusion you would defend.

- Checkpoint answer: A strong checkpoint answer identifies decision-support implementation, builds a disciplined setup, and defends a final conclusion. - Solution note: A complete solution begins from decision-support implementation, applies the correct course method, and closes with a written interpretation that explains why the result is reasonable.

1. Work a data and decision programming problem built around review strategy. Explain the setup, the governing method, and the final conclusion you would defend.

- Checkpoint answer: A strong checkpoint answer identifies review strategy, builds a disciplined setup, and defends a final conclusion. - Solution note: A complete solution begins from review strategy, applies the correct course method, and closes with a written interpretation that explains why the result is reasonable.

Homework answer key

Homework Set 1: Foundations and governing ideas

1. Complete a full data and decision programming problem centered on data preparation. State the setup, the governing method, and the engineering conclusion you would defend.

- Answer / solution summary: A strong answer identifies the governing model for data preparation, states assumptions explicitly, works through the key analytical steps, and closes with a technically defensible conclusion tied to the scenario.

1. Complete a full data and decision programming problem centered on analytic scripting. State the setup, the governing method, and the engineering conclusion you would defend.

- Answer / solution summary: A strong answer identifies the governing model for analytic scripting, states assumptions explicitly, works through the key analytical steps, and closes with a technically defensible conclusion tied to the scenario.

1. Complete a full data and decision programming problem centered on notation and conventions. State the setup, the governing method, and the engineering conclusion you would defend.

- Answer / solution summary: A strong answer identifies the governing model for notation and conventions, states assumptions explicitly, works through the key analytical steps, and closes with a technically defensible conclusion tied to the scenario.

1. Complete a full data and decision programming problem centered on baseline model setup. State the setup, the governing method, and the engineering conclusion you would defend.

- Answer / solution summary: A strong answer identifies the governing model for baseline model setup, states assumptions explicitly, works through the key analytical steps, and closes with a technically defensible conclusion tied to the scenario.

Homework Set 2: Core methods and notation discipline

1. Complete a full data and decision programming problem centered on analytic scripting. State the setup, the governing method, and the engineering conclusion you would defend.

- Answer / solution summary: A strong answer identifies the governing model for analytic scripting, states assumptions explicitly, works through the key analytical steps, and closes with a technically defensible conclusion tied to the scenario.

1. Complete a full data and decision programming problem centered on visualization and interpretation. State the setup, the governing method, and the engineering conclusion you would defend.

- Answer / solution summary: A strong answer identifies the governing model for visualization and interpretation, states assumptions explicitly, works through the key analytical steps, and closes with a technically defensible conclusion tied to the scenario.

1. Complete a full data and decision programming problem centered on structured workflow. State the setup, the governing method, and the engineering conclusion you would defend.

- Answer / solution summary: A strong answer identifies the governing model for structured workflow, states assumptions explicitly, works through the key analytical steps, and closes with a technically defensible conclusion tied to the scenario.

1. Complete a full data and decision programming problem centered on assumption handling. State the setup, the governing method, and the engineering conclusion you would defend.

- Answer / solution summary: A strong answer identifies the governing model for assumption handling, states assumptions explicitly, works through the key analytical steps, and closes with a technically defensible conclusion tied to the scenario.

Homework Set 3: Extended methods and decision workflow

1. Complete a full data and decision programming problem centered on visualization and interpretation. State the setup, the governing method, and the engineering conclusion you would defend.

- Answer / solution summary: A strong answer identifies the governing model for visualization and interpretation, states assumptions explicitly, works through the key analytical steps, and closes with a technically defensible conclusion tied to the scenario.

1. Complete a full data and decision programming problem centered on data preparation. State the setup, the governing method, and the engineering conclusion you would defend.

- Answer / solution summary: A strong answer identifies the governing model for data preparation, states assumptions explicitly, works through the key analytical steps, and closes with a technically defensible conclusion tied to the scenario.

1. Complete a full data and decision programming problem centered on technical method extension. State the setup, the governing method, and the engineering conclusion you would defend.

- Answer / solution summary: A strong answer identifies the governing model for technical method extension, states assumptions explicitly, works through the key analytical steps, and closes with a technically defensible conclusion tied to the scenario.

1. Complete a full data and decision programming problem centered on quality checks. State the setup, the governing method, and the engineering conclusion you would defend.

- Answer / solution summary: A strong answer identifies the governing model for quality checks, states assumptions explicitly, works through the key analytical steps, and closes with a technically defensible conclusion tied to the scenario.

Homework Set 4: Applications and system interpretation

1. Complete a full data and decision programming problem centered on visualization and interpretation. State the setup, the governing method, and the engineering conclusion you would defend.

- Answer / solution summary: A strong answer identifies the governing model for visualization and interpretation, states assumptions explicitly, works through the key analytical steps, and closes with a technically defensible conclusion tied to the scenario.

1. Complete a full data and decision programming problem centered on decision-support implementation. State the setup, the governing method, and the engineering conclusion you would defend.

- Answer / solution summary: A strong answer identifies the governing model for decision-support implementation, states assumptions explicitly, works through the key analytical steps, and closes with a technically defensible conclusion tied to the scenario.

1. Complete a full data and decision programming problem centered on performance interpretation. State the setup, the governing method, and the engineering conclusion you would defend.

- Answer / solution summary: A strong answer identifies the governing model for performance interpretation, states assumptions explicitly, works through the key analytical steps, and closes with a technically defensible conclusion tied to the scenario.

1. Complete a full data and decision programming problem centered on tradeoff reasoning. State the setup, the governing method, and the engineering conclusion you would defend.

- Answer / solution summary: A strong answer identifies the governing model for tradeoff reasoning, states assumptions explicitly, works through the key analytical steps, and closes with a technically defensible conclusion tied to the scenario.

Homework Set 5: Integrated casework and professional communication

1. Complete a full data and decision programming problem centered on decision-support implementation. State the setup, the governing method, and the engineering conclusion you would defend.

- Answer / solution summary: A strong answer identifies the governing model for decision-support implementation, states assumptions explicitly, works through the key analytical steps, and closes with a technically defensible conclusion tied to the scenario.

1. Complete a full data and decision programming problem centered on analytic scripting. State the setup, the governing method, and the engineering conclusion you would defend.

- Answer / solution summary: A strong answer identifies the governing model for analytic scripting, states assumptions explicitly, works through the key analytical steps, and closes with a technically defensible conclusion tied to the scenario.

1. Complete a full data and decision programming problem centered on technical communication. State the setup, the governing method, and the engineering conclusion you would defend.

- Answer / solution summary: A strong answer identifies the governing model for technical communication, states assumptions explicitly, works through the key analytical steps, and closes with a technically defensible conclusion tied to the scenario.

1. Complete a full data and decision programming problem centered on case-study integration. State the setup, the governing method, and the engineering conclusion you would defend.

- Answer / solution summary: A strong answer identifies the governing model for case-study integration, states assumptions explicitly, works through the key analytical steps, and closes with a technically defensible conclusion tied to the scenario.

Homework Set 6: Cumulative review and official assessment

1. Complete a full data and decision programming problem centered on data preparation. State the setup, the governing method, and the engineering conclusion you would defend.

- Answer / solution summary: A strong answer identifies the governing model for data preparation, states assumptions explicitly, works through the key analytical steps, and closes with a technically defensible conclusion tied to the scenario.

1. Complete a full data and decision programming problem centered on decision-support implementation. State the setup, the governing method, and the engineering conclusion you would defend.

- Answer / solution summary: A strong answer identifies the governing model for decision-support implementation, states assumptions explicitly, works through the key analytical steps, and closes with a technically defensible conclusion tied to the scenario.

1. Complete a full data and decision programming problem centered on review strategy. State the setup, the governing method, and the engineering conclusion you would defend.

- Answer / solution summary: A strong answer identifies the governing model for review strategy, states assumptions explicitly, works through the key analytical steps, and closes with a technically defensible conclusion tied to the scenario.

1. Complete a full data and decision programming problem centered on official assessment preparation. State the setup, the governing method, and the engineering conclusion you would defend.

- Answer / solution summary: A strong answer identifies the governing model for official assessment preparation, states assumptions explicitly, works through the key analytical steps, and closes with a technically defensible conclusion tied to the scenario.

Quiz answer key

Quiz 1: Foundations and governing ideas and Core methods and notation discipline

1. Which topic is a direct priority inside Foundations and governing ideas?

- Answer key: Data preparation. Data preparation is named directly in the Foundations and governing ideas study block and is one of the required ideas for mastery in this course.

1. Which topic is a direct priority inside Foundations and governing ideas?

- Answer key: Analytic scripting. Analytic scripting is named directly in the Foundations and governing ideas study block and is one of the required ideas for mastery in this course.

1. Which topic is a direct priority inside Core methods and notation discipline?

- Answer key: Analytic scripting. Analytic scripting is named directly in the Core methods and notation discipline study block and is one of the required ideas for mastery in this course.

1. Which topic is a direct priority inside Core methods and notation discipline?

- Answer key: Visualization and interpretation. Visualization and interpretation is named directly in the Core methods and notation discipline study block and is one of the required ideas for mastery in this course.

Quiz 2: Extended methods and decision workflow and Applications and system interpretation

1. Which topic is a direct priority inside Extended methods and decision workflow?

- Answer key: Visualization and interpretation. Visualization and interpretation is named directly in the Extended methods and decision workflow study block and is one of the required ideas for mastery in this course.

1. Which topic is a direct priority inside Extended methods and decision workflow?

- Answer key: Data preparation. Data preparation is named directly in the Extended methods and decision workflow study block and is one of the required ideas for mastery in this course.

1. Which topic is a direct priority inside Applications and system interpretation?

- Answer key: Visualization and interpretation. Visualization and interpretation is named directly in the Applications and system interpretation study block and is one of the required ideas for mastery in this course.

1. Which topic is a direct priority inside Applications and system interpretation?

- Answer key: Decision-support implementation. Decision-support implementation is named directly in the Applications and system interpretation study block and is one of the required ideas for mastery in this course.

Quiz 3: Integrated casework and professional communication and Cumulative review and official assessment

1. Which topic is a direct priority inside Integrated casework and professional communication?

- Answer key: Decision-support implementation. Decision-support implementation is named directly in the Integrated casework and professional communication study block and is one of the required ideas for mastery in this course.

1. Which topic is a direct priority inside Integrated casework and professional communication?

- Answer key: Analytic scripting. Analytic scripting is named directly in the Integrated casework and professional communication study block and is one of the required ideas for mastery in this course.

1. Which topic is a direct priority inside Cumulative review and official assessment?

- Answer key: Data preparation. Data preparation is named directly in the Cumulative review and official assessment study block and is one of the required ideas for mastery in this course.

1. Which topic is a direct priority inside Cumulative review and official assessment?

- Answer key: Decision-support implementation. Decision-support implementation is named directly in the Cumulative review and official assessment study block and is one of the required ideas for mastery in this course.

Mastery exam solution outlines

Data and Decision Programming cumulative mastery exam

1. Explain how data preparation is used inside Data and Decision Programming to analyze or design around analytic scripting. Give the method, the assumptions that matter, and the conclusion you would stand behind.

- What to show: The governing principle behind data preparation; A disciplined setup for analytic scripting; A clear engineering conclusion - Solution outline: A strong solution identifies the governing principle for data preparation before jumping into algebra, computation, or design detail. The work should connect data preparation to analytic scripting with explicit assumptions, a defensible setup, and a technically clear conclusion.

1. Explain how analytic scripting is used inside Data and Decision Programming to analyze or design around visualization and interpretation. Give the method, the assumptions that matter, and the conclusion you would stand behind.

- What to show: The governing principle behind analytic scripting; A disciplined setup for visualization and interpretation; A clear engineering conclusion - Solution outline: A strong solution identifies the governing principle for analytic scripting before jumping into algebra, computation, or design detail. The work should connect analytic scripting to visualization and interpretation with explicit assumptions, a defensible setup, and a technically clear conclusion.

1. Explain how visualization and interpretation is used inside Data and Decision Programming to analyze or design around data preparation. Give the method, the assumptions that matter, and the conclusion you would stand behind.

- What to show: The governing principle behind visualization and interpretation; A disciplined setup for data preparation; A clear engineering conclusion - Solution outline: A strong solution identifies the governing principle for visualization and interpretation before jumping into algebra, computation, or design detail. The work should connect visualization and interpretation to data preparation with explicit assumptions, a defensible setup, and a technically clear conclusion.

1. Explain how visualization and interpretation is used inside Data and Decision Programming to analyze or design around decision-support implementation. Give the method, the assumptions that matter, and the conclusion you would stand behind.

- What to show: The governing principle behind visualization and interpretation; A disciplined setup for decision-support implementation; A clear engineering conclusion - Solution outline: A strong solution identifies the governing principle for visualization and interpretation before jumping into algebra, computation, or design detail. The work should connect visualization and interpretation to decision-support implementation with explicit assumptions, a defensible setup, and a technically clear conclusion.

1. Explain how decision-support implementation is used inside Data and Decision Programming to analyze or design around analytic scripting. Give the method, the assumptions that matter, and the conclusion you would stand behind.

- What to show: The governing principle behind decision-support implementation; A disciplined setup for analytic scripting; A clear engineering conclusion - Solution outline: A strong solution identifies the governing principle for decision-support implementation before jumping into algebra, computation, or design detail. The work should connect decision-support implementation to analytic scripting with explicit assumptions, a defensible setup, and a technically clear conclusion.

1. Explain how data preparation is used inside Data and Decision Programming to analyze or design around decision-support implementation. Give the method, the assumptions that matter, and the conclusion you would stand behind.

- What to show: The governing principle behind data preparation; A disciplined setup for decision-support implementation; A clear engineering conclusion - Solution outline: A strong solution identifies the governing principle for data preparation before jumping into algebra, computation, or design detail. The work should connect data preparation to decision-support implementation with explicit assumptions, a defensible setup, and a technically clear conclusion.

1. Write a cumulative response that shows how a student in Data and Decision Programming should move from problem statement to defended result. Use the course outcomes to explain what high-quality work looks like.

- What to show: A staged engineering workflow; The assumptions or modeling choices that control the result; A defended final interpretation - Solution outline: A strong answer reflects the course outcome "Explain and use the core workflow behind programming and analytical workflow for operations decisions." and explains how disciplined setup, method choice, and interpretation fit together. The response should describe a full workflow, not isolated vocabulary words.

Reference note

For the full bibliography behind this textbook, use @@TOKEN_0@@. The answer key in this book is Summit-authored and aligned to the live course runtime.