

Summit GENE 451: Interdisciplinary Engineering Elective I

Summit fully illustrated textbook edition



Original Summit-authored instructional text generated from the live course runtime, bibliography layer, and assessment structure.

March 22, 2026

@@TOKEN_0@@ Summit first edition draft @@TOKEN_1@@ college @@TOKEN_2@@ 3 @@TO-
KEN_3@@ 14 weeks @@TOKEN_4@@ 6-9 hours each week

Originality note

This textbook is a Summit-authored instructional text. It is informed by the course bibliography in @@TOKEN_0@@ and by open academic references used elsewhere in Summit, but it does not copy or restate any single commercial textbook.

How this textbook was built

This book was generated from the live Summit course runtime for Interdisciplinary Engineering Elective I: the syllabus, lesson sequence, reading chapters, guided practice, homework sets, quizzes, mastery exam, and workload standard. The design goal is to give a student a usable, course-complete book while preserving original Summit wording and sequencing.

Advanced elective supporting technical breadth across multiple engineering domains. Summit positions this course around advanced interdisciplinary engineering breadth.

Systems chapters should keep interactions, constraints, and decision consequences visible instead of treating each variable in isolation.

This volume is structured as a teaching book rather than a bare note pack. Every chapter contains explanation, worked examples, guided practice, chapter homework, and a rear answer key so the student can study independently and still get disciplined feedback.

Course use guide

- Read one chapter at a time in sequence; each chapter is aligned to a live lesson block in the course workspace.
- Rebuild the worked examples before attempting the graded homework or quiz material.
- Keep a scratch notebook beside the text and write down assumptions, diagrams, and the points where you usually get stuck.
- Use the course tutor, guided practice, and homework only after you can explain the chapter in your own words.

Contents

Originality note	ii
How this textbook was built	iii
Course use guide	iv
Course map	vi
Prerequisite and readiness position	vii
Semester workload standard	viii
Reference basis	ix
1 Chapter 1 Foundations and governing ideas	1
2 Chapter 2 Core methods and notation discipline	7
3 Chapter 3 Extended methods and decision workflow	13
4 Chapter 4 Applications and system interpretation	19
5 Chapter 5 Integrated casework and professional communication	25
6 Chapter 6 Cumulative review and official assessment	31
7 Quiz review and official exam preparation	37
8 Course vocabulary index	39

9 Back-of-book answers and solution outlines

40

Course map

- 6 live lesson chapters
- 6 graded homework checkpoints
- 3 timed quizzes
- 1 cumulative mastery exam
- 5 declared course outcomes

Prerequisite and readiness position

This course is a gateway course in the current Summit sequence.

This course does not require a formal Summit prerequisite, but students are still expected to arrive ready for college-level workload, notation, and technical communication.

Semester workload standard

Summit runtime workload label: 6-9 hours each week.

Reference basis

Primary synthesis anchors from the bibliography for this course (50 listed references total):

1. Systems Engineering and Analysis
2. Engineering Design: A Project-Based Introduction
3. The Craft of Research
4. Verification and Validation in Scientific Computing
5. Conceptual Aircraft Design
6. Systems Engineering Principles and Practice
7. Systems Engineering
8. System Engineering Analysis, Design, and Development

Chapter 1

Chapter 1 Foundations and governing ideas

Chapter purpose

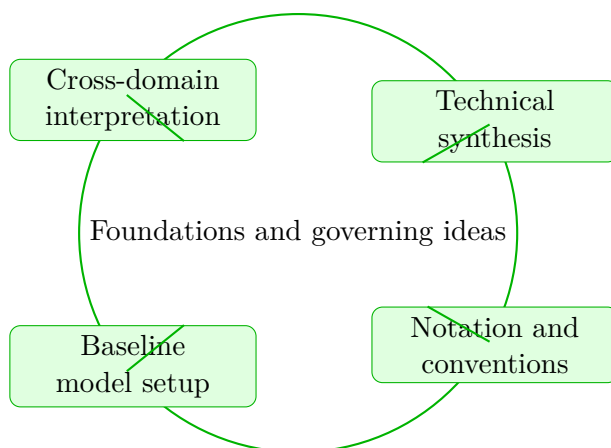
Interdisciplinary Engineering Elective I concentrates on cross-domain interpretation and technical synthesis in the context of advanced interdisciplinary engineering breadth.

This chapter sits at the opening of Interdisciplinary Engineering Elective I. It develops Cross-domain interpretation, Technical synthesis, Notation and conventions, and Baseline model setup so that the student can move from explanation to execution without losing the thread of the course.

The student should read this chapter with a network mindset. Whether the subject is management, operations, infrastructure, or policy, the point is to see how local choices reshape the whole system. The book therefore emphasizes interdependence, feedback, and tradeoff reasoning.

Core ideas

- Cross-domain interpretation
- Technical synthesis
- Notation and conventions
- Baseline model setup



How to think through this chapter

Method in this family usually starts by naming the system boundary, the objective function or decision goal, the important constraints, and the major stakeholders. From there the student should structure the analysis so that recommendations remain traceable to evidence.

When working this chapter, keep the following question active: @@TOKEN_0@@ A good student answer should connect setup, assumptions, and conclusion instead of only chasing a final number or sentence.

Interdisciplinary Engineering Elective I concentrates on cross-domain interpretation and technical synthesis in the context of advanced interdisciplinary engineering breadth.

Why Foundations and governing ideas matters in Interdisciplinary Engineering Elective I

Foundations and governing ideas is not just another topic block. It is where students learn to organize their thinking so that cross-domain interpretation becomes a deliberate tool instead of a memorized step list.

Summit treats this lesson as applied reasoning: students should be able to say what the model is doing, what assumptions it needs, and why the conclusion would hold up under review.

How strong students move through this material

The strongest approach is to begin with the governing idea, then connect it to the problem setup, and only then carry out the detailed work. In this lesson that usually means centering cross-domain interpretation before letting algebra, computation, or design detail take over.

When technical synthesis enters the picture, the student should already know what variables, constraints, or interpretations matter. That prevents the work from collapsing into disconnected

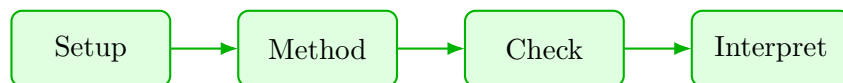
steps.

What to watch for when the work gets harder

Notation and conventions usually separate surface familiarity from real mastery. This is where students need to slow down, keep notation disciplined, and explain why the method choice still fits the problem.

A top-quality solution is not just correct. It is organized, explicit about assumptions, and clear enough that another engineer or instructor could audit the logic without guessing what was meant.

Worked example



@@TOKEN_0@@ Outline a complete interdisciplinary engineering elective i approach that uses cross-domain interpretation to reason through technical synthesis.

1. Start by identifying the governing principle behind cross-domain interpretation and state the assumptions that make it valid in this setting.
2. Define the variables, coordinate choices, constraints, or design criteria that control technical synthesis.
3. Carry the method through in a disciplined sequence, showing where cross-domain interpretation shapes the setup and intermediate steps.
4. Close with an engineering interpretation that explains what the result means and why the conclusion is reasonable.

Read this example twice: once for the flow of ideas and once for the technical structure of the solution.

Worked-through guided example

@@TOKEN_0@@ Work a interdisciplinary engineering elective i problem built around cross-domain interpretation. Explain the setup, the governing method, and the final conclusion you would defend.

1. State why cross-domain interpretation is the controlling idea in this problem.
2. List the variables, assumptions, and governing relationships before trying to solve.

3. Carry the reasoning forward in a clean sequence and end with a technical interpretation.

A complete solution begins from cross-domain interpretation, applies the correct course method, and closes with a written interpretation that explains why the result is reasonable.

Instructor commentary

Students should annotate this chapter for structure, not just facts. Mark where the argument changes direction, where the method requires a hidden assumption, and where the conclusion becomes more general than the worked example. If the chapter feels easy while you are reading it but difficult when you close the page, you have not yet converted recognition into mastery.

Study should alternate between framework notes, applied cases, and short decision memos so that analysis and communication stay connected.

Practice while you read

Foundations and governing ideas guided practice

Interdisciplinary Engineering Elective I concentrates on cross-domain interpretation and technical synthesis in the context of advanced interdisciplinary engineering breadth.

@@TOKEN_0@@ Work a interdisciplinary engineering elective i problem built around cross-domain interpretation. Explain the setup, the governing method, and the final conclusion you would defend.

- Hint: Return to the key idea cross-domain interpretation and identify what assumptions, variables, or constraints must be fixed before you work forward.
- Step 1: State why cross-domain interpretation is the controlling idea in this problem.
- Step 2: List the variables, assumptions, and governing relationships before trying to solve.
- Step 3: Carry the reasoning forward in a clean sequence and end with a technical interpretation.
- Checkpoint: A strong checkpoint answer identifies cross-domain interpretation, builds a disciplined setup, and defends a final conclusion.

@@TOKEN_0@@ Work a interdisciplinary engineering elective i problem built around technical synthesis. Explain the setup, the governing method, and the final conclusion you would defend.

- Hint: Return to the key idea technical synthesis and identify what assumptions, variables, or constraints must be fixed before you work forward.
- Step 1: State why technical synthesis is the controlling idea in this problem.
- Step 2: List the variables, assumptions, and governing relationships before trying to solve.

- Step 3: Carry the reasoning forward in a clean sequence and end with a technical interpretation.
- Checkpoint: A strong checkpoint answer identifies technical synthesis, builds a disciplined setup, and defends a final conclusion.

Chapter homework

@@TOKEN_0@@ Interdisciplinary Engineering Elective I concentrates on cross-domain interpretation and technical synthesis in the context of advanced interdisciplinary engineering breadth.

1. Complete a full interdisciplinary engineering elective i problem centered on cross-domain interpretation. State the setup, the governing method, and the engineering conclusion you would defend.
2. Complete a full interdisciplinary engineering elective i problem centered on technical synthesis. State the setup, the governing method, and the engineering conclusion you would defend.
3. Complete a full interdisciplinary engineering elective i problem centered on notation and conventions. State the setup, the governing method, and the engineering conclusion you would defend.
4. Complete a full interdisciplinary engineering elective i problem centered on baseline model setup. State the setup, the governing method, and the engineering conclusion you would defend.

Answers for these homework problems appear in the back-of-book answer key.

Chapter summary and study notes

- Explain when cross-domain interpretation is the right tool and when it is not.
- Carry a full solution or analysis from setup to conclusion without skipping assumptions.
- Use notation, units, and technical language clearly enough for formal grading.

Study tips

- Name the governing idea first: Cross-domain interpretation.
- Write down assumptions and constraints before pushing through calculations or design choices.
- End every serious solution with a technical interpretation, not only a final number or label.

Common traps

- Jumping into symbol manipulation before the governing model is clear.

- Treating the procedure like a script instead of checking whether the assumptions still hold.
- Stopping at the answer line without explaining what the result means in context.

Family-level errors to watch for

- Optimizing one piece of the system without checking spillover effects.
- Confusing a metric with the real decision objective.
- Making recommendations without showing the logic or tradeoffs behind them.

Chapter 2

Chapter 2 Core methods and notation discipline

Chapter purpose

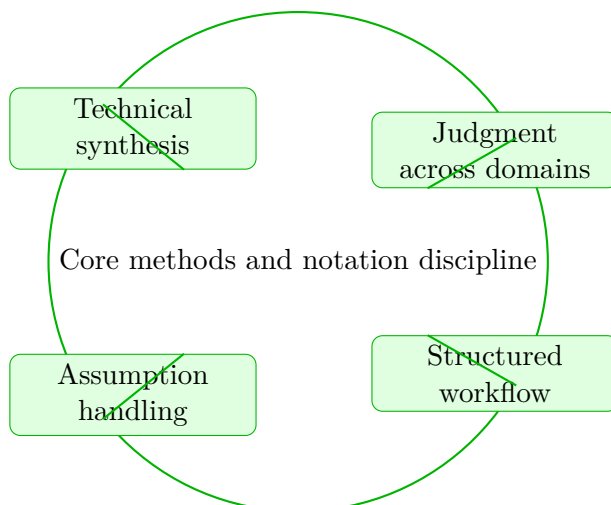
Interdisciplinary Engineering Elective I concentrates on technical synthesis and judgment across domains in the context of advanced interdisciplinary engineering breadth.

This chapter sits in the middle of Interdisciplinary Engineering Elective I. It develops Technical synthesis, Judgment across domains, Structured workflow, and Assumption handling so that the student can move from explanation to execution without losing the thread of the course.

The student should read this chapter with a network mindset. Whether the subject is management, operations, infrastructure, or policy, the point is to see how local choices reshape the whole system. The book therefore emphasizes interdependence, feedback, and tradeoff reasoning.

Core ideas

- Technical synthesis
- Judgment across domains
- Structured workflow
- Assumption handling



How to think through this chapter

Method in this family usually starts by naming the system boundary, the objective function or decision goal, the important constraints, and the major stakeholders. From there the student should structure the analysis so that recommendations remain traceable to evidence.

When working this chapter, keep the following question active: @@TOKEN_0@@ A good student answer should connect setup, assumptions, and conclusion instead of only chasing a final number or sentence.

Interdisciplinary Engineering Elective I concentrates on technical synthesis and judgment across domains in the context of advanced interdisciplinary engineering breadth.

Why Core methods and notation discipline matters in Interdisciplinary Engineering Elective I

Core methods and notation discipline is not just another topic block. It is where students learn to organize their thinking so that technical synthesis becomes a deliberate tool instead of a memorized step list.

Summit treats this lesson as applied reasoning: students should be able to say what the model is doing, what assumptions it needs, and why the conclusion would hold up under review.

How strong students move through this material

The strongest approach is to begin with the governing idea, then connect it to the problem setup, and only then carry out the detailed work. In this lesson that usually means centering technical synthesis before letting algebra, computation, or design detail take over.

When judgment across domains enters the picture, the student should already know what variables,

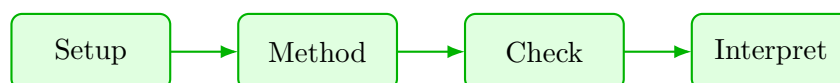
constraints, or interpretations matter. That prevents the work from collapsing into disconnected steps.

What to watch for when the work gets harder

Structured workflow usually separate surface familiarity from real mastery. This is where students need to slow down, keep notation disciplined, and explain why the method choice still fits the problem.

A top-quality solution is not just correct. It is organized, explicit about assumptions, and clear enough that another engineer or instructor could audit the logic without guessing what was meant.

Worked example



@@TOKEN_0@@ Outline a complete interdisciplinary engineering elective i approach that uses technical synthesis to reason through judgment across domains.

1. Start by identifying the governing principle behind technical synthesis and state the assumptions that make it valid in this setting.
2. Define the variables, coordinate choices, constraints, or design criteria that control judgment across domains.
3. Carry the method through in a disciplined sequence, showing where technical synthesis shapes the setup and intermediate steps.
4. Close with an engineering interpretation that explains what the result means and why the conclusion is reasonable.

Read this example twice: once for the flow of ideas and once for the technical structure of the solution.

Worked-through guided example

@@TOKEN_0@@ Work a interdisciplinary engineering elective i problem built around technical synthesis. Explain the setup, the governing method, and the final conclusion you would defend.

1. State why technical synthesis is the controlling idea in this problem.
2. List the variables, assumptions, and governing relationships before trying to solve.

3. Carry the reasoning forward in a clean sequence and end with a technical interpretation.

A complete solution begins from technical synthesis, applies the correct course method, and closes with a written interpretation that explains why the result is reasonable.

Instructor commentary

Students should annotate this chapter for structure, not just facts. Mark where the argument changes direction, where the method requires a hidden assumption, and where the conclusion becomes more general than the worked example. If the chapter feels easy while you are reading it but difficult when you close the page, you have not yet converted recognition into mastery.

Study should alternate between framework notes, applied cases, and short decision memos so that analysis and communication stay connected.

Practice while you read

Core methods and notation discipline guided practice

Interdisciplinary Engineering Elective I concentrates on technical synthesis and judgment across domains in the context of advanced interdisciplinary engineering breadth.

@@TOKEN_0@@ Work a interdisciplinary engineering elective i problem built around technical synthesis. Explain the setup, the governing method, and the final conclusion you would defend.

- Hint: Return to the key idea technical synthesis and identify what assumptions, variables, or constraints must be fixed before you work forward.
- Step 1: State why technical synthesis is the controlling idea in this problem.
- Step 2: List the variables, assumptions, and governing relationships before trying to solve.
- Step 3: Carry the reasoning forward in a clean sequence and end with a technical interpretation.
- Checkpoint: A strong checkpoint answer identifies technical synthesis, builds a disciplined setup, and defends a final conclusion.

@@TOKEN_0@@ Work a interdisciplinary engineering elective i problem built around judgment across domains. Explain the setup, the governing method, and the final conclusion you would defend.

- Hint: Return to the key idea judgment across domains and identify what assumptions, variables, or constraints must be fixed before you work forward.
- Step 1: State why judgment across domains is the controlling idea in this problem.
- Step 2: List the variables, assumptions, and governing relationships before trying to solve.

- Step 3: Carry the reasoning forward in a clean sequence and end with a technical interpretation.
- Checkpoint: A strong checkpoint answer identifies judgment across domains, builds a disciplined setup, and defends a final conclusion.

Chapter homework

@@TOKEN_0@@ Interdisciplinary Engineering Elective I concentrates on technical synthesis and judgment across domains in the context of advanced interdisciplinary engineering breadth.

1. Complete a full interdisciplinary engineering elective i problem centered on technical synthesis. State the setup, the governing method, and the engineering conclusion you would defend.
2. Complete a full interdisciplinary engineering elective i problem centered on judgment across domains. State the setup, the governing method, and the engineering conclusion you would defend.
3. Complete a full interdisciplinary engineering elective i problem centered on structured workflow. State the setup, the governing method, and the engineering conclusion you would defend.
4. Complete a full interdisciplinary engineering elective i problem centered on assumption handling. State the setup, the governing method, and the engineering conclusion you would defend.

Answers for these homework problems appear in the back-of-book answer key.

Chapter summary and study notes

- Explain when technical synthesis is the right tool and when it is not.
- Carry a full solution or analysis from setup to conclusion without skipping assumptions.
- Use notation, units, and technical language clearly enough for formal grading.

Study tips

- Name the governing idea first: Technical synthesis.
- Write down assumptions and constraints before pushing through calculations or design choices.
- End every serious solution with a technical interpretation, not only a final number or label.

Common traps

- Jumping into symbol manipulation before the governing model is clear.
- Treating the procedure like a script instead of checking whether the assumptions still hold.
- Stopping at the answer line without explaining what the result means in context.

Family-level errors to watch for

- Optimizing one piece of the system without checking spillover effects.
- Confusing a metric with the real decision objective.
- Making recommendations without showing the logic or tradeoffs behind them.

Chapter 3

Chapter 3 Extended methods and decision workflow

Chapter purpose

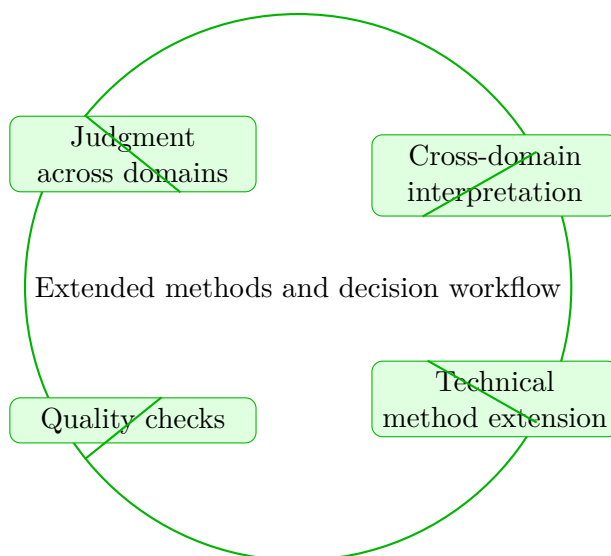
Interdisciplinary Engineering Elective I concentrates on judgment across domains and cross-domain interpretation in the context of advanced interdisciplinary engineering breadth.

This chapter sits in the middle of Interdisciplinary Engineering Elective I. It develops Judgment across domains, Cross-domain interpretation, Technical method extension, and Quality checks so that the student can move from explanation to execution without losing the thread of the course.

The student should read this chapter with a network mindset. Whether the subject is management, operations, infrastructure, or policy, the point is to see how local choices reshape the whole system. The book therefore emphasizes interdependence, feedback, and tradeoff reasoning.

Core ideas

- Judgment across domains
- Cross-domain interpretation
- Technical method extension
- Quality checks



How to think through this chapter

Method in this family usually starts by naming the system boundary, the objective function or decision goal, the important constraints, and the major stakeholders. From there the student should structure the analysis so that recommendations remain traceable to evidence.

When working this chapter, keep the following question active: @@TOKEN_0@@ A good student answer should connect setup, assumptions, and conclusion instead of only chasing a final number or sentence.

Interdisciplinary Engineering Elective I concentrates on judgment across domains and cross-domain interpretation in the context of advanced interdisciplinary engineering breadth.

Why Extended methods and decision workflow matters in Interdisciplinary Engineering Elective I

Extended methods and decision workflow is not just another topic block. It is where students learn to organize their thinking so that judgment across domains becomes a deliberate tool instead of a memorized step list.

Summit treats this lesson as applied reasoning: students should be able to say what the model is doing, what assumptions it needs, and why the conclusion would hold up under review.

How strong students move through this material

The strongest approach is to begin with the governing idea, then connect it to the problem setup, and only then carry out the detailed work. In this lesson that usually means centering judgment across domains before letting algebra, computation, or design detail take over.

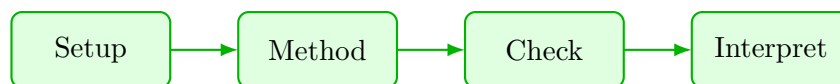
When cross-domain interpretation enters the picture, the student should already know what variables, constraints, or interpretations matter. That prevents the work from collapsing into disconnected steps.

What to watch for when the work gets harder

Technical method extension usually separate surface familiarity from real mastery. This is where students need to slow down, keep notation disciplined, and explain why the method choice still fits the problem.

A top-quality solution is not just correct. It is organized, explicit about assumptions, and clear enough that another engineer or instructor could audit the logic without guessing what was meant.

Worked example



@@TOKEN_0@@ Outline a complete interdisciplinary engineering elective i approach that uses judgment across domains to reason through cross-domain interpretation.

1. Start by identifying the governing principle behind judgment across domains and state the assumptions that make it valid in this setting.
2. Define the variables, coordinate choices, constraints, or design criteria that control cross-domain interpretation.
3. Carry the method through in a disciplined sequence, showing where judgment across domains shapes the setup and intermediate steps.
4. Close with an engineering interpretation that explains what the result means and why the conclusion is reasonable.

Read this example twice: once for the flow of ideas and once for the technical structure of the solution.

Worked-through guided example

@@TOKEN_0@@ Work a interdisciplinary engineering elective i problem built around judgment across domains. Explain the setup, the governing method, and the final conclusion you would defend.

1. State why judgment across domains is the controlling idea in this problem.

2. List the variables, assumptions, and governing relationships before trying to solve.
3. Carry the reasoning forward in a clean sequence and end with a technical interpretation.

A complete solution begins from judgment across domains, applies the correct course method, and closes with a written interpretation that explains why the result is reasonable.

Instructor commentary

Students should annotate this chapter for structure, not just facts. Mark where the argument changes direction, where the method requires a hidden assumption, and where the conclusion becomes more general than the worked example. If the chapter feels easy while you are reading it but difficult when you close the page, you have not yet converted recognition into mastery.

Study should alternate between framework notes, applied cases, and short decision memos so that analysis and communication stay connected.

Practice while you read

Extended methods and decision workflow guided practice

Interdisciplinary Engineering Elective I concentrates on judgment across domains and cross-domain interpretation in the context of advanced interdisciplinary engineering breadth.

@@TOKEN_0@@ Work a interdisciplinary engineering elective i problem built around judgment across domains. Explain the setup, the governing method, and the final conclusion you would defend.

- Hint: Return to the key idea judgment across domains and identify what assumptions, variables, or constraints must be fixed before you work forward.
- Step 1: State why judgment across domains is the controlling idea in this problem.
- Step 2: List the variables, assumptions, and governing relationships before trying to solve.
- Step 3: Carry the reasoning forward in a clean sequence and end with a technical interpretation.
- Checkpoint: A strong checkpoint answer identifies judgment across domains, builds a disciplined setup, and defends a final conclusion.

@@TOKEN_0@@ Work a interdisciplinary engineering elective i problem built around cross-domain interpretation. Explain the setup, the governing method, and the final conclusion you would defend.

- Hint: Return to the key idea cross-domain interpretation and identify what assumptions, variables, or constraints must be fixed before you work forward.

- Step 1: State why cross-domain interpretation is the controlling idea in this problem.
- Step 2: List the variables, assumptions, and governing relationships before trying to solve.
- Step 3: Carry the reasoning forward in a clean sequence and end with a technical interpretation.
- Checkpoint: A strong checkpoint answer identifies cross-domain interpretation, builds a disciplined setup, and defends a final conclusion.

Chapter homework

@@TOKEN_0@@ Interdisciplinary Engineering Elective I concentrates on judgment across domains and cross-domain interpretation in the context of advanced interdisciplinary engineering breadth.

1. Complete a full interdisciplinary engineering elective i problem centered on judgment across domains. State the setup, the governing method, and the engineering conclusion you would defend.
2. Complete a full interdisciplinary engineering elective i problem centered on cross-domain interpretation. State the setup, the governing method, and the engineering conclusion you would defend.
3. Complete a full interdisciplinary engineering elective i problem centered on technical method extension. State the setup, the governing method, and the engineering conclusion you would defend.
4. Complete a full interdisciplinary engineering elective i problem centered on quality checks. State the setup, the governing method, and the engineering conclusion you would defend.

Answers for these homework problems appear in the back-of-book answer key.

Chapter summary and study notes

- Explain when judgment across domains is the right tool and when it is not.
- Carry a full solution or analysis from setup to conclusion without skipping assumptions.
- Use notation, units, and technical language clearly enough for formal grading.

Study tips

- Name the governing idea first: Judgment across domains.
- Write down assumptions and constraints before pushing through calculations or design choices.
- End every serious solution with a technical interpretation, not only a final number or label.

Common traps

- Jumping into symbol manipulation before the governing model is clear.
- Treating the procedure like a script instead of checking whether the assumptions still hold.
- Stopping at the answer line without explaining what the result means in context.

Family-level errors to watch for

- Optimizing one piece of the system without checking spillover effects.
- Confusing a metric with the real decision objective.
- Making recommendations without showing the logic or tradeoffs behind them.

Chapter 4

Chapter 4 Applications and system interpretation

Chapter purpose

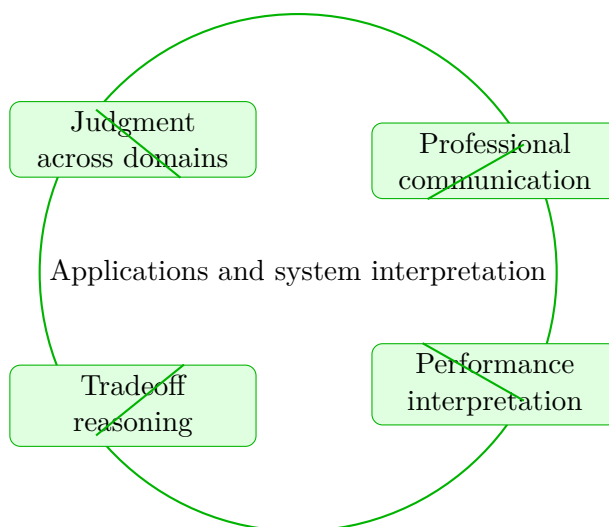
Interdisciplinary Engineering Elective I concentrates on judgment across domains and professional communication in the context of advanced interdisciplinary engineering breadth.

This chapter sits in the middle of Interdisciplinary Engineering Elective I. It develops Judgment across domains, Professional communication, Performance interpretation, and Tradeoff reasoning so that the student can move from explanation to execution without losing the thread of the course.

The student should read this chapter with a network mindset. Whether the subject is management, operations, infrastructure, or policy, the point is to see how local choices reshape the whole system. The book therefore emphasizes interdependence, feedback, and tradeoff reasoning.

Core ideas

- Judgment across domains
- Professional communication
- Performance interpretation
- Tradeoff reasoning



How to think through this chapter

Method in this family usually starts by naming the system boundary, the objective function or decision goal, the important constraints, and the major stakeholders. From there the student should structure the analysis so that recommendations remain traceable to evidence.

When working this chapter, keep the following question active: @@TOKEN_0@@ A good student answer should connect setup, assumptions, and conclusion instead of only chasing a final number or sentence.

Interdisciplinary Engineering Elective I concentrates on judgment across domains and professional communication in the context of advanced interdisciplinary engineering breadth.

Why Applications and system interpretation matters in Interdisciplinary Engineering Elective I

Applications and system interpretation is not just another topic block. It is where students learn to organize their thinking so that judgment across domains becomes a deliberate tool instead of a memorized step list.

Summit treats this lesson as applied reasoning: students should be able to say what the model is doing, what assumptions it needs, and why the conclusion would hold up under review.

How strong students move through this material

The strongest approach is to begin with the governing idea, then connect it to the problem setup, and only then carry out the detailed work. In this lesson that usually means centering judgment across domains before letting algebra, computation, or design detail take over.

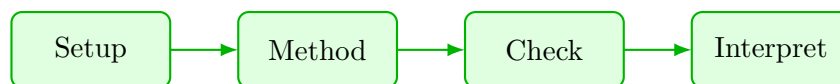
When professional communication enters the picture, the student should already know what variables, constraints, or interpretations matter. That prevents the work from collapsing into disconnected steps.

What to watch for when the work gets harder

Performance interpretation usually separate surface familiarity from real mastery. This is where students need to slow down, keep notation disciplined, and explain why the method choice still fits the problem.

A top-quality solution is not just correct. It is organized, explicit about assumptions, and clear enough that another engineer or instructor could audit the logic without guessing what was meant.

Worked example



@@TOKEN_0@@ Outline a complete interdisciplinary engineering elective i approach that uses judgment across domains to reason through professional communication.

1. Start by identifying the governing principle behind judgment across domains and state the assumptions that make it valid in this setting.
2. Define the variables, coordinate choices, constraints, or design criteria that control professional communication.
3. Carry the method through in a disciplined sequence, showing where judgment across domains shapes the setup and intermediate steps.
4. Close with an engineering interpretation that explains what the result means and why the conclusion is reasonable.

Read this example twice: once for the flow of ideas and once for the technical structure of the solution.

Worked-through guided example

@@TOKEN_0@@ Work a interdisciplinary engineering elective i problem built around judgment across domains. Explain the setup, the governing method, and the final conclusion you would defend.

1. State why judgment across domains is the controlling idea in this problem.

2. List the variables, assumptions, and governing relationships before trying to solve.
3. Carry the reasoning forward in a clean sequence and end with a technical interpretation.

A complete solution begins from judgment across domains, applies the correct course method, and closes with a written interpretation that explains why the result is reasonable.

Instructor commentary

Students should annotate this chapter for structure, not just facts. Mark where the argument changes direction, where the method requires a hidden assumption, and where the conclusion becomes more general than the worked example. If the chapter feels easy while you are reading it but difficult when you close the page, you have not yet converted recognition into mastery.

Study should alternate between framework notes, applied cases, and short decision memos so that analysis and communication stay connected.

Practice while you read

Applications and system interpretation guided practice

Interdisciplinary Engineering Elective I concentrates on judgment across domains and professional communication in the context of advanced interdisciplinary engineering breadth.

@@TOKEN_0@@ Work a interdisciplinary engineering elective i problem built around judgment across domains. Explain the setup, the governing method, and the final conclusion you would defend.

- Hint: Return to the key idea judgment across domains and identify what assumptions, variables, or constraints must be fixed before you work forward.
- Step 1: State why judgment across domains is the controlling idea in this problem.
- Step 2: List the variables, assumptions, and governing relationships before trying to solve.
- Step 3: Carry the reasoning forward in a clean sequence and end with a technical interpretation.
- Checkpoint: A strong checkpoint answer identifies judgment across domains, builds a disciplined setup, and defends a final conclusion.

@@TOKEN_0@@ Work a interdisciplinary engineering elective i problem built around professional communication. Explain the setup, the governing method, and the final conclusion you would defend.

- Hint: Return to the key idea professional communication and identify what assumptions, variables, or constraints must be fixed before you work forward.

- Step 1: State why professional communication is the controlling idea in this problem.
- Step 2: List the variables, assumptions, and governing relationships before trying to solve.
- Step 3: Carry the reasoning forward in a clean sequence and end with a technical interpretation.
- Checkpoint: A strong checkpoint answer identifies professional communication, builds a disciplined setup, and defends a final conclusion.

Chapter homework

@@TOKEN_0@@ Interdisciplinary Engineering Elective I concentrates on judgment across domains and professional communication in the context of advanced interdisciplinary engineering breadth.

1. Complete a full interdisciplinary engineering elective i problem centered on judgment across domains. State the setup, the governing method, and the engineering conclusion you would defend.
2. Complete a full interdisciplinary engineering elective i problem centered on professional communication. State the setup, the governing method, and the engineering conclusion you would defend.
3. Complete a full interdisciplinary engineering elective i problem centered on performance interpretation. State the setup, the governing method, and the engineering conclusion you would defend.
4. Complete a full interdisciplinary engineering elective i problem centered on tradeoff reasoning. State the setup, the governing method, and the engineering conclusion you would defend.

Answers for these homework problems appear in the back-of-book answer key.

Chapter summary and study notes

- Explain when judgment across domains is the right tool and when it is not.
- Carry a full solution or analysis from setup to conclusion without skipping assumptions.
- Use notation, units, and technical language clearly enough for formal grading.

Study tips

- Name the governing idea first: Judgment across domains.
- Write down assumptions and constraints before pushing through calculations or design choices.
- End every serious solution with a technical interpretation, not only a final number or label.

Common traps

- Jumping into symbol manipulation before the governing model is clear.
- Treating the procedure like a script instead of checking whether the assumptions still hold.
- Stopping at the answer line without explaining what the result means in context.

Family-level errors to watch for

- Optimizing one piece of the system without checking spillover effects.
- Confusing a metric with the real decision objective.
- Making recommendations without showing the logic or tradeoffs behind them.

Chapter 5

Chapter 5 Integrated casework and professional communication

Chapter purpose

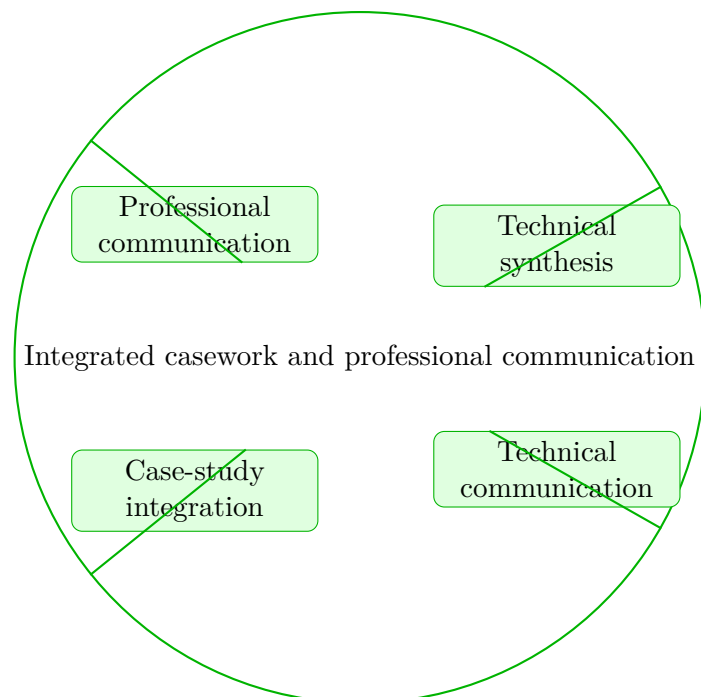
Interdisciplinary Engineering Elective I concentrates on professional communication and technical synthesis in the context of advanced interdisciplinary engineering breadth.

This chapter sits in the middle of Interdisciplinary Engineering Elective I. It develops Professional communication, Technical synthesis, Technical communication, and Case-study integration so that the student can move from explanation to execution without losing the thread of the course.

The student should read this chapter with a network mindset. Whether the subject is management, operations, infrastructure, or policy, the point is to see how local choices reshape the whole system. The book therefore emphasizes interdependence, feedback, and tradeoff reasoning.

Core ideas

- Professional communication
- Technical synthesis
- Technical communication
- Case-study integration



How to think through this chapter

Method in this family usually starts by naming the system boundary, the objective function or decision goal, the important constraints, and the major stakeholders. From there the student should structure the analysis so that recommendations remain traceable to evidence.

When working this chapter, keep the following question active: @@TOKEN_0@@ A good student answer should connect setup, assumptions, and conclusion instead of only chasing a final number or sentence.

Interdisciplinary Engineering Elective I concentrates on professional communication and technical synthesis in the context of advanced interdisciplinary engineering breadth.

Why Integrated casework and professional communication matters in Interdisciplinary Engineering Elective I

Integrated casework and professional communication is not just another topic block. It is where students learn to organize their thinking so that professional communication becomes a deliberate tool instead of a memorized step list.

Summit treats this lesson as applied reasoning: students should be able to say what the model is doing, what assumptions it needs, and why the conclusion would hold up under review.

How strong students move through this material

The strongest approach is to begin with the governing idea, then connect it to the problem setup, and only then carry out the detailed work. In this lesson that usually means centering professional communication before letting algebra, computation, or design detail take over.

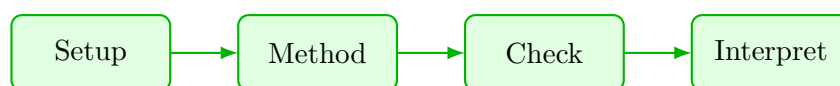
When technical synthesis enters the picture, the student should already know what variables, constraints, or interpretations matter. That prevents the work from collapsing into disconnected steps.

What to watch for when the work gets harder

Technical communication usually separate surface familiarity from real mastery. This is where students need to slow down, keep notation disciplined, and explain why the method choice still fits the problem.

A top-quality solution is not just correct. It is organized, explicit about assumptions, and clear enough that another engineer or instructor could audit the logic without guessing what was meant.

Worked example



@@TOKEN_0@@ Outline a complete interdisciplinary engineering elective i approach that uses professional communication to reason through technical synthesis.

1. Start by identifying the governing principle behind professional communication and state the assumptions that make it valid in this setting.
2. Define the variables, coordinate choices, constraints, or design criteria that control technical synthesis.
3. Carry the method through in a disciplined sequence, showing where professional communication shapes the setup and intermediate steps.
4. Close with an engineering interpretation that explains what the result means and why the conclusion is reasonable.

Read this example twice: once for the flow of ideas and once for the technical structure of the solution.

Worked-through guided example

@@TOKEN_0@@ Work a interdisciplinary engineering elective i problem built around professional communication. Explain the setup, the governing method, and the final conclusion you would defend.

1. State why professional communication is the controlling idea in this problem.
2. List the variables, assumptions, and governing relationships before trying to solve.
3. Carry the reasoning forward in a clean sequence and end with a technical interpretation.

A complete solution begins from professional communication, applies the correct course method, and closes with a written interpretation that explains why the result is reasonable.

Instructor commentary

Students should annotate this chapter for structure, not just facts. Mark where the argument changes direction, where the method requires a hidden assumption, and where the conclusion becomes more general than the worked example. If the chapter feels easy while you are reading it but difficult when you close the page, you have not yet converted recognition into mastery.

Study should alternate between framework notes, applied cases, and short decision memos so that analysis and communication stay connected.

Practice while you read

Integrated casework and professional communication guided practice

Interdisciplinary Engineering Elective I concentrates on professional communication and technical synthesis in the context of advanced interdisciplinary engineering breadth.

@@TOKEN_0@@ Work a interdisciplinary engineering elective i problem built around professional communication. Explain the setup, the governing method, and the final conclusion you would defend.

- Hint: Return to the key idea professional communication and identify what assumptions, variables, or constraints must be fixed before you work forward.
- Step 1: State why professional communication is the controlling idea in this problem.
- Step 2: List the variables, assumptions, and governing relationships before trying to solve.
- Step 3: Carry the reasoning forward in a clean sequence and end with a technical interpretation.
- Checkpoint: A strong checkpoint answer identifies professional communication, builds a disciplined setup, and defends a final conclusion.

@@TOKEN_0@@ Work a interdisciplinary engineering elective i problem built around technical synthesis. Explain the setup, the governing method, and the final conclusion you would defend.

- Hint: Return to the key idea technical synthesis and identify what assumptions, variables, or constraints must be fixed before you work forward.
- Step 1: State why technical synthesis is the controlling idea in this problem.
- Step 2: List the variables, assumptions, and governing relationships before trying to solve.
- Step 3: Carry the reasoning forward in a clean sequence and end with a technical interpretation.
- Checkpoint: A strong checkpoint answer identifies technical synthesis, builds a disciplined setup, and defends a final conclusion.

Chapter homework

@@TOKEN_0@@ Interdisciplinary Engineering Elective I concentrates on professional communication and technical synthesis in the context of advanced interdisciplinary engineering breadth.

1. Complete a full interdisciplinary engineering elective i problem centered on professional communication. State the setup, the governing method, and the engineering conclusion you would defend.
2. Complete a full interdisciplinary engineering elective i problem centered on technical synthesis. State the setup, the governing method, and the engineering conclusion you would defend.
3. Complete a full interdisciplinary engineering elective i problem centered on technical communication. State the setup, the governing method, and the engineering conclusion you would defend.
4. Complete a full interdisciplinary engineering elective i problem centered on case-study integration. State the setup, the governing method, and the engineering conclusion you would defend.

Answers for these homework problems appear in the back-of-book answer key.

Chapter summary and study notes

- Explain when professional communication is the right tool and when it is not.
- Carry a full solution or analysis from setup to conclusion without skipping assumptions.
- Use notation, units, and technical language clearly enough for formal grading.

Study tips

- Name the governing idea first: Professional communication.
- Write down assumptions and constraints before pushing through calculations or design choices.
- End every serious solution with a technical interpretation, not only a final number or label.

Common traps

- Jumping into symbol manipulation before the governing model is clear.
- Treating the procedure like a script instead of checking whether the assumptions still hold.
- Stopping at the answer line without explaining what the result means in context.

Family-level errors to watch for

- Optimizing one piece of the system without checking spillover effects.
- Confusing a metric with the real decision objective.
- Making recommendations without showing the logic or tradeoffs behind them.

Chapter 6

Chapter 6 Cumulative review and official assessment

Chapter purpose

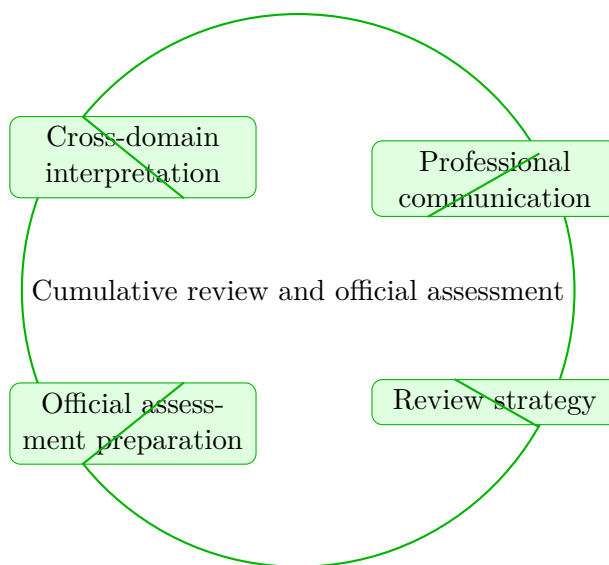
Interdisciplinary Engineering Elective I concentrates on cross-domain interpretation and professional communication in the context of advanced interdisciplinary engineering breadth.

This chapter sits at the end of Interdisciplinary Engineering Elective I. It develops Cross-domain interpretation, Professional communication, Review strategy, and Official assessment preparation so that the student can move from explanation to execution without losing the thread of the course.

The student should read this chapter with a network mindset. Whether the subject is management, operations, infrastructure, or policy, the point is to see how local choices reshape the whole system. The book therefore emphasizes interdependence, feedback, and tradeoff reasoning.

Core ideas

- Cross-domain interpretation
- Professional communication
- Review strategy
- Official assessment preparation



How to think through this chapter

Method in this family usually starts by naming the system boundary, the objective function or decision goal, the important constraints, and the major stakeholders. From there the student should structure the analysis so that recommendations remain traceable to evidence.

When working this chapter, keep the following question active: @@TOKEN_0@@ A good student answer should connect setup, assumptions, and conclusion instead of only chasing a final number or sentence.

Interdisciplinary Engineering Elective I concentrates on cross-domain interpretation and professional communication in the context of advanced interdisciplinary engineering breadth.

Why Cumulative review and official assessment matters in Interdisciplinary Engineering Elective I

Cumulative review and official assessment is not just another topic block. It is where students learn to organize their thinking so that cross-domain interpretation becomes a deliberate tool instead of a memorized step list.

Summit treats this lesson as applied reasoning: students should be able to say what the model is doing, what assumptions it needs, and why the conclusion would hold up under review.

How strong students move through this material

The strongest approach is to begin with the governing idea, then connect it to the problem setup, and only then carry out the detailed work. In this lesson that usually means centering cross-domain interpretation before letting algebra, computation, or design detail take over.

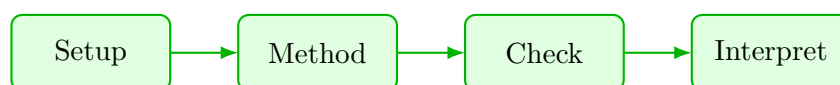
When professional communication enters the picture, the student should already know what variables, constraints, or interpretations matter. That prevents the work from collapsing into disconnected steps.

What to watch for when the work gets harder

Review strategy usually separate surface familiarity from real mastery. This is where students need to slow down, keep notation disciplined, and explain why the method choice still fits the problem.

A top-quality solution is not just correct. It is organized, explicit about assumptions, and clear enough that another engineer or instructor could audit the logic without guessing what was meant.

Worked example



@@TOKEN_0@@ Outline a complete interdisciplinary engineering elective i approach that uses cross-domain interpretation to reason through professional communication.

1. Start by identifying the governing principle behind cross-domain interpretation and state the assumptions that make it valid in this setting.
2. Define the variables, coordinate choices, constraints, or design criteria that control professional communication.
3. Carry the method through in a disciplined sequence, showing where cross-domain interpretation shapes the setup and intermediate steps.
4. Close with an engineering interpretation that explains what the result means and why the conclusion is reasonable.

Read this example twice: once for the flow of ideas and once for the technical structure of the solution.

Worked-through guided example

@@TOKEN_0@@ Work a interdisciplinary engineering elective i problem built around cross-domain interpretation. Explain the setup, the governing method, and the final conclusion you would defend.

1. State why cross-domain interpretation is the controlling idea in this problem.
2. List the variables, assumptions, and governing relationships before trying to solve.

3. Carry the reasoning forward in a clean sequence and end with a technical interpretation.

A complete solution begins from cross-domain interpretation, applies the correct course method, and closes with a written interpretation that explains why the result is reasonable.

Instructor commentary

Students should annotate this chapter for structure, not just facts. Mark where the argument changes direction, where the method requires a hidden assumption, and where the conclusion becomes more general than the worked example. If the chapter feels easy while you are reading it but difficult when you close the page, you have not yet converted recognition into mastery.

Study should alternate between framework notes, applied cases, and short decision memos so that analysis and communication stay connected.

Practice while you read

Cumulative review and official assessment guided practice

Interdisciplinary Engineering Elective I concentrates on cross-domain interpretation and professional communication in the context of advanced interdisciplinary engineering breadth.

@@TOKEN_0@@ Work a interdisciplinary engineering elective i problem built around cross-domain interpretation. Explain the setup, the governing method, and the final conclusion you would defend.

- Hint: Return to the key idea cross-domain interpretation and identify what assumptions, variables, or constraints must be fixed before you work forward.
- Step 1: State why cross-domain interpretation is the controlling idea in this problem.
- Step 2: List the variables, assumptions, and governing relationships before trying to solve.
- Step 3: Carry the reasoning forward in a clean sequence and end with a technical interpretation.
- Checkpoint: A strong checkpoint answer identifies cross-domain interpretation, builds a disciplined setup, and defends a final conclusion.

@@TOKEN_0@@ Work a interdisciplinary engineering elective i problem built around professional communication. Explain the setup, the governing method, and the final conclusion you would defend.

- Hint: Return to the key idea professional communication and identify what assumptions, variables, or constraints must be fixed before you work forward.
- Step 1: State why professional communication is the controlling idea in this problem.

- Step 2: List the variables, assumptions, and governing relationships before trying to solve.
- Step 3: Carry the reasoning forward in a clean sequence and end with a technical interpretation.
- Checkpoint: A strong checkpoint answer identifies professional communication, builds a disciplined setup, and defends a final conclusion.

Chapter homework

@@TOKEN_0@@ Interdisciplinary Engineering Elective I concentrates on cross-domain interpretation and professional communication in the context of advanced interdisciplinary engineering breadth.

1. Complete a full interdisciplinary engineering elective i problem centered on cross-domain interpretation. State the setup, the governing method, and the engineering conclusion you would defend.
2. Complete a full interdisciplinary engineering elective i problem centered on professional communication. State the setup, the governing method, and the engineering conclusion you would defend.
3. Complete a full interdisciplinary engineering elective i problem centered on review strategy. State the setup, the governing method, and the engineering conclusion you would defend.
4. Complete a full interdisciplinary engineering elective i problem centered on official assessment preparation. State the setup, the governing method, and the engineering conclusion you would defend.

Answers for these homework problems appear in the back-of-book answer key.

Chapter summary and study notes

- Explain when cross-domain interpretation is the right tool and when it is not.
- Carry a full solution or analysis from setup to conclusion without skipping assumptions.
- Use notation, units, and technical language clearly enough for formal grading.

Study tips

- Name the governing idea first: Cross-domain interpretation.
- Write down assumptions and constraints before pushing through calculations or design choices.
- End every serious solution with a technical interpretation, not only a final number or label.

Common traps

- Jumping into symbol manipulation before the governing model is clear.
- Treating the procedure like a script instead of checking whether the assumptions still hold.
- Stopping at the answer line without explaining what the result means in context.

Family-level errors to watch for

- Optimizing one piece of the system without checking spillover effects.
- Confusing a metric with the real decision objective.
- Making recommendations without showing the logic or tradeoffs behind them.

Chapter 7

Quiz review and official exam preparation

Homework structure

- Homework Set 1: Foundations and governing ideas: 4 graded problems attached to chapter 1.
- Homework Set 2: Core methods and notation discipline: 4 graded problems attached to chapter 2.
- Homework Set 3: Extended methods and decision workflow: 4 graded problems attached to chapter 3.
- Homework Set 4: Applications and system interpretation: 4 graded problems attached to chapter 4.
- Homework Set 5: Integrated casework and professional communication: 4 graded problems attached to chapter 5.
- Homework Set 6: Cumulative review and official assessment: 4 graded problems attached to chapter 6.

Quiz structure

- Quiz 1: Foundations and governing ideas and Core methods and notation discipline: 4 questions, timed, and single-attempt in the live course. Quiz 1 should be taken only after you can solve the chapter homework without outside prompts.
- Quiz 2: Extended methods and decision workflow and Applications and system interpretation: 4 questions, timed, and single-attempt in the live course. Quiz 2 should be taken only after you can solve the chapter homework without outside prompts.
- Quiz 3: Integrated casework and professional communication and Cumulative review and official assessment: 4 questions, timed, and single-attempt in the live course. Quiz 3 should be taken only after you can solve the chapter homework without outside prompts.

Official mastery exam

- Interdisciplinary Engineering Elective I cumulative mastery exam: 7 major questions, High rigor, first official attempt locks the course grade.

Interdisciplinary Engineering Elective I cumulative mastery exam preparation checklist

- Review every lesson in Interdisciplinary Engineering Elective I and be able to explain why each method is used, not only how it is executed.
- Practice complete written solutions, because Summit grades setup quality, assumptions, and interpretation directly.
- Use the guided practice and quizzes until you can explain the method flow without outside prompts.
- Expect the official exam to combine method choice, disciplined setup, and a defended conclusion in the same answer.

How to use this book before assessment

- Read the relevant chapter and rebuild both worked examples without looking.
- Solve the guided practice in the chapter before attempting the graded homework.
- Check your chapter-homework answers only after you complete a full written attempt.
- Review the quiz answer key after each chapter block and classify your errors by concept, setup, algebra, or interpretation.
- Before the official exam, revisit the chapter purposes, homework corrections, and answer-key notes rather than rereading formulas only.

Chapter 8

Course vocabulary index

- @@TOKEN_0@@: treat this as a working term in the course. You should be able to define it, recognize where it appears, and use it correctly in a solution or explanation.
- @@TOKEN_0@@: treat this as a working term in the course. You should be able to define it, recognize where it appears, and use it correctly in a solution or explanation.
- @@TOKEN_0@@: treat this as a working term in the course. You should be able to define it, recognize where it appears, and use it correctly in a solution or explanation.
- @@TOKEN_0@@: treat this as a working term in the course. You should be able to define it, recognize where it appears, and use it correctly in a solution or explanation.
- @@TOKEN_0@@: treat this as a working term in the course. You should be able to define it, recognize where it appears, and use it correctly in a solution or explanation.
- @@TOKEN_0@@: treat this as a working term in the course. You should be able to define it, recognize where it appears, and use it correctly in a solution or explanation.
- @@TOKEN_0@@: treat this as a working term in the course. You should be able to define it, recognize where it appears, and use it correctly in a solution or explanation.
- @@TOKEN_0@@: treat this as a working term in the course. You should be able to define it, recognize where it appears, and use it correctly in a solution or explanation.
- @@TOKEN_0@@: treat this as a working term in the course. You should be able to define it, recognize where it appears, and use it correctly in a solution or explanation.
- @@TOKEN_0@@: treat this as a working term in the course. You should be able to define it, recognize where it appears, and use it correctly in a solution or explanation.
- @@TOKEN_0@@: treat this as a working term in the course. You should be able to define it, recognize where it appears, and use it correctly in a solution or explanation.
- @@TOKEN_0@@: treat this as a working term in the course. You should be able to define it, recognize where it appears, and use it correctly in a solution or explanation.
- @@TOKEN_0@@: treat this as a working term in the course. You should be able to define it, recognize where it appears, and use it correctly in a solution or explanation.
- @@TOKEN_0@@: treat this as a working term in the course. You should be able to define it, recognize where it appears, and use it correctly in a solution or explanation.

Chapter 9

Back-of-book answers and solution outlines

Guided practice answer key

Chapter 1: Foundations and governing ideas

@@TOKEN_0@@

1. Work a interdisciplinary engineering elective i problem built around cross-domain interpretation. Explain the setup, the governing method, and the final conclusion you would defend.

- Checkpoint answer: A strong checkpoint answer identifies cross-domain interpretation, builds a disciplined setup, and defends a final conclusion. - Solution note: A complete solution begins from cross-domain interpretation, applies the correct course method, and closes with a written interpretation that explains why the result is reasonable.

1. Work a interdisciplinary engineering elective i problem built around technical synthesis. Explain the setup, the governing method, and the final conclusion you would defend.

- Checkpoint answer: A strong checkpoint answer identifies technical synthesis, builds a disciplined setup, and defends a final conclusion. - Solution note: A complete solution begins from technical synthesis, applies the correct course method, and closes with a written interpretation that explains why the result is reasonable.

1. Work a interdisciplinary engineering elective i problem built around notation and conventions. Explain the setup, the governing method, and the final conclusion you would defend.

- Checkpoint answer: A strong checkpoint answer identifies notation and conventions, builds a disciplined setup, and defends a final conclusion. - Solution note: A complete solution begins from notation and conventions, applies the correct course method, and closes with a written interpretation that explains why the result is reasonable.

Chapter 2: Core methods and notation discipline

@@TOKEN_0@@

1. Work a interdisciplinary engineering elective i problem built around technical synthesis. Explain the setup, the governing method, and the final conclusion you would defend.

- Checkpoint answer: A strong checkpoint answer identifies technical synthesis, builds a disciplined setup, and defends a final conclusion. - Solution note: A complete solution begins from technical synthesis, applies the correct course method, and closes with a written interpretation that explains why the result is reasonable.

1. Work a interdisciplinary engineering elective i problem built around judgment across domains. Explain the setup, the governing method, and the final conclusion you would defend.

- Checkpoint answer: A strong checkpoint answer identifies judgment across domains, builds a disciplined setup, and defends a final conclusion. - Solution note: A complete solution begins from judgment across domains, applies the correct course method, and closes with a written interpretation that explains why the result is reasonable.

1. Work a interdisciplinary engineering elective i problem built around structured workflow. Explain the setup, the governing method, and the final conclusion you would defend.

- Checkpoint answer: A strong checkpoint answer identifies structured workflow, builds a disciplined setup, and defends a final conclusion. - Solution note: A complete solution begins from structured workflow, applies the correct course method, and closes with a written interpretation that explains why the result is reasonable.

Chapter 3: Extended methods and decision workflow

@@TOKEN_0@@

1. Work a interdisciplinary engineering elective i problem built around judgment across domains. Explain the setup, the governing method, and the final conclusion you would defend.

- Checkpoint answer: A strong checkpoint answer identifies judgment across domains, builds a disciplined setup, and defends a final conclusion. - Solution note: A complete solution begins from judgment across domains, applies the correct course method, and closes with a written interpretation that explains why the result is reasonable.

1. Work a interdisciplinary engineering elective i problem built around cross-domain interpretation. Explain the setup, the governing method, and the final conclusion you would defend.

- Checkpoint answer: A strong checkpoint answer identifies cross-domain interpretation, builds a disciplined setup, and defends a final conclusion. - Solution note: A complete solution begins from cross-domain interpretation, applies the correct course method, and closes with a written interpretation that explains why the result is reasonable.

1. Work a interdisciplinary engineering elective i problem built around technical method extension. Explain the setup, the governing method, and the final conclusion you would defend.

- Checkpoint answer: A strong checkpoint answer identifies technical method extension, builds a disciplined setup, and defends a final conclusion. - Solution note: A complete solution begins from technical method extension, applies the correct course method, and closes with a written interpretation that explains why the result is reasonable.

Chapter 4: Applications and system interpretation

@@TOKEN_0@@

1. Work a interdisciplinary engineering elective i problem built around judgment across domains. Explain the setup, the governing method, and the final conclusion you would defend.

- Checkpoint answer: A strong checkpoint answer identifies judgment across domains, builds a disciplined setup, and defends a final conclusion. - Solution note: A complete solution begins from judgment across domains, applies the correct course method, and closes with a written interpretation that explains why the result is reasonable.

1. Work a interdisciplinary engineering elective i problem built around professional communication. Explain the setup, the governing method, and the final conclusion you would defend.

- Checkpoint answer: A strong checkpoint answer identifies professional communication, builds a disciplined setup, and defends a final conclusion. - Solution note: A complete solution begins from professional communication, applies the correct course method, and closes with a written interpretation that explains why the result is reasonable.

1. Work a interdisciplinary engineering elective i problem built around performance interpretation. Explain the setup, the governing method, and the final conclusion you would defend.

- Checkpoint answer: A strong checkpoint answer identifies performance interpretation, builds a disciplined setup, and defends a final conclusion. - Solution note: A complete solution begins from performance interpretation, applies the correct course method, and closes with a written interpretation that explains why the result is reasonable.

Chapter 5: Integrated casework and professional communication

@@TOKEN_0@@

1. Work a interdisciplinary engineering elective i problem built around professional communication. Explain the setup, the governing method, and the final conclusion you would defend.

- Checkpoint answer: A strong checkpoint answer identifies professional communication, builds a disciplined setup, and defends a final conclusion. - Solution note: A complete solution begins from professional communication, applies the correct course method, and closes with a written interpretation that explains why the result is reasonable.

1. Work a interdisciplinary engineering elective i problem built around technical synthesis. Explain the setup, the governing method, and the final conclusion you would defend.

- Checkpoint answer: A strong checkpoint answer identifies technical synthesis, builds a disciplined setup, and defends a final conclusion. - Solution note: A complete solution begins from technical synthesis, applies the correct course method, and closes with a written interpretation that explains why the result is reasonable.

1. Work a interdisciplinary engineering elective i problem built around technical communication. Explain the setup, the governing method, and the final conclusion you would defend.

- Checkpoint answer: A strong checkpoint answer identifies technical communication, builds a disciplined setup, and defends a final conclusion. - Solution note: A complete solution begins from technical communication, applies the correct course method, and closes with a written interpretation that explains why the result is reasonable.

Chapter 6: Cumulative review and official assessment

@@TOKEN_0@@

1. Work a interdisciplinary engineering elective i problem built around cross-domain interpretation. Explain the setup, the governing method, and the final conclusion you would defend.

- Checkpoint answer: A strong checkpoint answer identifies cross-domain interpretation, builds a disciplined setup, and defends a final conclusion. - Solution note: A complete solution begins from cross-domain interpretation, applies the correct course method, and closes with a written interpretation that explains why the result is reasonable.

1. Work a interdisciplinary engineering elective i problem built around professional communication. Explain the setup, the governing method, and the final conclusion you would defend.

- Checkpoint answer: A strong checkpoint answer identifies professional communication, builds a disciplined setup, and defends a final conclusion. - Solution note: A complete solution begins from professional communication, applies the correct course method, and closes with a written interpretation that explains why the result is reasonable.

1. Work a interdisciplinary engineering elective i problem built around review strategy. Explain the setup, the governing method, and the final conclusion you would defend.

- Checkpoint answer: A strong checkpoint answer identifies review strategy, builds a disciplined setup, and defends a final conclusion. - Solution note: A complete solution begins from review strategy, applies the correct course method, and closes with a written interpretation that explains why the result is reasonable.

Homework answer key

Homework Set 1: Foundations and governing ideas

1. Complete a full interdisciplinary engineering elective i problem centered on cross-domain interpretation. State the setup, the governing method, and the engineering conclusion you would defend.

- Answer / solution summary: A strong answer identifies the governing model for cross-domain interpretation, states assumptions explicitly, works through the key analytical steps, and closes with a technically defensible conclusion tied to the scenario.

1. Complete a full interdisciplinary engineering elective i problem centered on technical synthesis. State the setup, the governing method, and the engineering conclusion you would defend.

- Answer / solution summary: A strong answer identifies the governing model for technical synthesis, states assumptions explicitly, works through the key analytical steps, and closes with a technically defensible conclusion tied to the scenario.

1. Complete a full interdisciplinary engineering elective i problem centered on notation and conventions. State the setup, the governing method, and the engineering conclusion you would defend.

- Answer / solution summary: A strong answer identifies the governing model for notation and conventions, states assumptions explicitly, works through the key analytical steps, and closes with a technically defensible conclusion tied to the scenario.

1. Complete a full interdisciplinary engineering elective i problem centered on baseline model setup. State the setup, the governing method, and the engineering conclusion you would defend.

- Answer / solution summary: A strong answer identifies the governing model for baseline model setup, states assumptions explicitly, works through the key analytical steps, and closes with a technically defensible conclusion tied to the scenario.

Homework Set 2: Core methods and notation discipline

1. Complete a full interdisciplinary engineering elective i problem centered on technical synthesis. State the setup, the governing method, and the engineering conclusion you would defend.

- Answer / solution summary: A strong answer identifies the governing model for technical synthesis, states assumptions explicitly, works through the key analytical steps, and closes with a technically defensible conclusion tied to the scenario.

1. Complete a full interdisciplinary engineering elective i problem centered on judgment across domains. State the setup, the governing method, and the engineering conclusion you would defend.

- Answer / solution summary: A strong answer identifies the governing model for judgment across domains, states assumptions explicitly, works through the key analytical steps, and closes with a technically defensible conclusion tied to the scenario.

1. Complete a full interdisciplinary engineering elective i problem centered on structured workflow. State the setup, the governing method, and the engineering conclusion you would defend.

- Answer / solution summary: A strong answer identifies the governing model for structured workflow, states assumptions explicitly, works through the key analytical steps, and closes with a technically defensible conclusion tied to the scenario.

1. Complete a full interdisciplinary engineering elective i problem centered on assumption handling. State the setup, the governing method, and the engineering conclusion you would defend.

- Answer / solution summary: A strong answer identifies the governing model for assumption handling, states assumptions explicitly, works through the key analytical steps, and closes with a technically defensible conclusion tied to the scenario.

Homework Set 3: Extended methods and decision workflow

1. Complete a full interdisciplinary engineering elective i problem centered on judgment across domains. State the setup, the governing method, and the engineering conclusion you would defend.

- Answer / solution summary: A strong answer identifies the governing model for judgment across domains, states assumptions explicitly, works through the key analytical steps, and closes with a technically defensible conclusion tied to the scenario.

1. Complete a full interdisciplinary engineering elective i problem centered on cross-domain interpretation. State the setup, the governing method, and the engineering conclusion you would defend.

- Answer / solution summary: A strong answer identifies the governing model for cross-domain interpretation, states assumptions explicitly, works through the key analytical steps, and closes with a technically defensible conclusion tied to the scenario.

1. Complete a full interdisciplinary engineering elective i problem centered on technical method extension. State the setup, the governing method, and the engineering conclusion you would defend.

- Answer / solution summary: A strong answer identifies the governing model for technical method extension, states assumptions explicitly, works through the key analytical steps, and closes with a technically defensible conclusion tied to the scenario.

1. Complete a full interdisciplinary engineering elective i problem centered on quality checks. State the setup, the governing method, and the engineering conclusion you would defend.

- Answer / solution summary: A strong answer identifies the governing model for quality checks, states assumptions explicitly, works through the key analytical steps, and closes with a technically defensible conclusion tied to the scenario.

Homework Set 4: Applications and system interpretation

1. Complete a full interdisciplinary engineering elective i problem centered on judgment across domains. State the setup, the governing method, and the engineering conclusion you would defend.

- Answer / solution summary: A strong answer identifies the governing model for judgment across domains, states assumptions explicitly, works through the key analytical steps, and closes with a technically defensible conclusion tied to the scenario.

1. Complete a full interdisciplinary engineering elective i problem centered on professional communication. State the setup, the governing method, and the engineering conclusion you would defend.

- Answer / solution summary: A strong answer identifies the governing model for professional communication, states assumptions explicitly, works through the key analytical steps, and closes with a technically defensible conclusion tied to the scenario.

1. Complete a full interdisciplinary engineering elective i problem centered on performance interpretation. State the setup, the governing method, and the engineering conclusion you would defend.

- Answer / solution summary: A strong answer identifies the governing model for performance interpretation, states assumptions explicitly, works through the key analytical steps, and closes with a technically defensible conclusion tied to the scenario.

1. Complete a full interdisciplinary engineering elective i problem centered on tradeoff reasoning. State the setup, the governing method, and the engineering conclusion you would defend.

- Answer / solution summary: A strong answer identifies the governing model for tradeoff reasoning, states assumptions explicitly, works through the key analytical steps, and closes with a technically defensible conclusion tied to the scenario.

Homework Set 5: Integrated casework and professional communication

1. Complete a full interdisciplinary engineering elective i problem centered on professional communication. State the setup, the governing method, and the engineering conclusion you would defend.

- Answer / solution summary: A strong answer identifies the governing model for professional communication, states assumptions explicitly, works through the key analytical steps, and closes with a technically defensible conclusion tied to the scenario.

1. Complete a full interdisciplinary engineering elective i problem centered on technical synthesis. State the setup, the governing method, and the engineering conclusion you would defend.

- Answer / solution summary: A strong answer identifies the governing model for technical synthesis, states assumptions explicitly, works through the key analytical steps, and closes with a technically defensible conclusion tied to the scenario.

1. Complete a full interdisciplinary engineering elective i problem centered on technical communication. State the setup, the governing method, and the engineering conclusion you would defend.

- Answer / solution summary: A strong answer identifies the governing model for technical communication, states assumptions explicitly, works through the key analytical steps, and closes with a technically defensible conclusion tied to the scenario.

1. Complete a full interdisciplinary engineering elective i problem centered on case-study integration. State the setup, the governing method, and the engineering conclusion you would defend.

- Answer / solution summary: A strong answer identifies the governing model for case-study integration, states assumptions explicitly, works through the key analytical steps, and closes with a technically defensible conclusion tied to the scenario.

Homework Set 6: Cumulative review and official assessment

1. Complete a full interdisciplinary engineering elective i problem centered on cross-domain interpretation. State the setup, the governing method, and the engineering conclusion you would defend.

- Answer / solution summary: A strong answer identifies the governing model for cross-domain interpretation, states assumptions explicitly, works through the key analytical steps, and closes with a technically defensible conclusion tied to the scenario.

1. Complete a full interdisciplinary engineering elective i problem centered on professional communication. State the setup, the governing method, and the engineering conclusion you would defend.

- Answer / solution summary: A strong answer identifies the governing model for professional communication, states assumptions explicitly, works through the key analytical steps, and closes with a technically defensible conclusion tied to the scenario.

1. Complete a full interdisciplinary engineering elective i problem centered on review strategy. State the setup, the governing method, and the engineering conclusion you would defend.

- Answer / solution summary: A strong answer identifies the governing model for review strategy, states assumptions explicitly, works through the key analytical steps, and closes with a technically defensible conclusion tied to the scenario.

1. Complete a full interdisciplinary engineering elective i problem centered on official assessment preparation. State the setup, the governing method, and the engineering conclusion you would defend.

- Answer / solution summary: A strong answer identifies the governing model for official assessment preparation, states assumptions explicitly, works through the key analytical steps, and closes with a technically defensible conclusion tied to the scenario.

Quiz answer key

Quiz 1: Foundations and governing ideas and Core methods and notation discipline

1. Which topic is a direct priority inside Foundations and governing ideas?

- Answer key: Cross-domain interpretation. Cross-domain interpretation is named directly in the Foundations and governing ideas study block and is one of the required ideas for mastery in this course.

1. Which topic is a direct priority inside Foundations and governing ideas?

- Answer key: Technical synthesis. Technical synthesis is named directly in the Foundations and governing ideas study block and is one of the required ideas for mastery in this course.

1. Which topic is a direct priority inside Core methods and notation discipline?

- Answer key: Technical synthesis. Technical synthesis is named directly in the Core methods and notation discipline study block and is one of the required ideas for mastery in this course.

1. Which topic is a direct priority inside Core methods and notation discipline?

- Answer key: Judgment across domains. Judgment across domains is named directly in the Core methods and notation discipline study block and is one of the required ideas for mastery in this course.

Quiz 2: Extended methods and decision workflow and Applications and system interpretation

1. Which topic is a direct priority inside Extended methods and decision workflow?

- Answer key: Judgment across domains. Judgment across domains is named directly in the Extended methods and decision workflow study block and is one of the required ideas for mastery in this course.

1. Which topic is a direct priority inside Extended methods and decision workflow?

- Answer key: Cross-domain interpretation. Cross-domain interpretation is named directly in the Extended methods and decision workflow study block and is one of the required ideas for mastery in this course.

1. Which topic is a direct priority inside Applications and system interpretation?

- Answer key: Judgment across domains. Judgment across domains is named directly in the Applications and system interpretation study block and is one of the required ideas for mastery in this course.

1. Which topic is a direct priority inside Applications and system interpretation?

- Answer key: Professional communication. Professional communication is named directly in the Applications and system interpretation study block and is one of the required ideas for mastery in this course.

Quiz 3: Integrated casework and professional communication and Cumulative review and official assessment

1. Which topic is a direct priority inside Integrated casework and professional communication?

- Answer key: Professional communication. Professional communication is named directly in the Integrated casework and professional communication study block and is one of the required ideas for mastery in this course.

1. Which topic is a direct priority inside Integrated casework and professional communication?

- Answer key: Technical synthesis. Technical synthesis is named directly in the Integrated casework and professional communication study block and is one of the required ideas for mastery in this course.

1. Which topic is a direct priority inside Cumulative review and official assessment?

- Answer key: Cross-domain interpretation. Cross-domain interpretation is named directly in the Cumulative review and official assessment study block and is one of the required ideas for mastery in this course.

1. Which topic is a direct priority inside Cumulative review and official assessment?

- Answer key: Professional communication. Professional communication is named directly in the Cumulative review and official assessment study block and is one of the required ideas for mastery in this course.

Mastery exam solution outlines

Interdisciplinary Engineering Elective I cumulative mastery exam

1. Explain how cross-domain interpretation is used inside Interdisciplinary Engineering Elective I to analyze or design around technical synthesis. Give the method, the assumptions that matter, and the conclusion you would stand behind.

- What to show: The governing principle behind cross-domain interpretation; A disciplined setup for technical synthesis; A clear engineering conclusion - Solution outline: A strong solution identifies the governing principle for cross-domain interpretation before jumping into algebra, computation, or design detail. The work should connect cross-domain interpretation to technical synthesis with explicit assumptions, a defensible setup, and a technically clear conclusion.

1. Explain how technical synthesis is used inside Interdisciplinary Engineering Elective I to analyze or design around judgment across domains. Give the method, the assumptions that matter, and the conclusion you would stand behind.

- What to show: The governing principle behind technical synthesis; A disciplined setup for judgment across domains; A clear engineering conclusion - Solution outline: A strong solution identifies the governing principle for technical synthesis before jumping into algebra, computation, or design detail. The work should connect technical synthesis to judgment across domains with explicit assumptions, a defensible setup, and a technically clear conclusion.

1. Explain how judgment across domains is used inside Interdisciplinary Engineering Elective I to analyze or design around cross-domain interpretation. Give the method, the assumptions that matter, and the conclusion you would stand behind.

- What to show: The governing principle behind judgment across domains; A disciplined setup for cross-domain interpretation; A clear engineering conclusion - Solution outline: A strong solution identifies the governing principle for judgment across domains before jumping into algebra, computation, or design detail. The work should connect judgment across domains to cross-domain interpretation with explicit assumptions, a defensible setup, and a technically clear conclusion.

1. Explain how judgment across domains is used inside Interdisciplinary Engineering Elective I to analyze or design around professional communication. Give the method, the assumptions that matter, and the conclusion you would stand behind.

- What to show: The governing principle behind judgment across domains; A disciplined setup for professional communication; A clear engineering conclusion - Solution outline: A strong solution identifies the governing principle for judgment across domains before jumping into algebra, computation, or design detail. The work should connect judgment across domains to professional communication with explicit assumptions, a defensible setup, and a technically clear conclusion.

1. Explain how professional communication is used inside Interdisciplinary Engineering Elective I to analyze or design around technical synthesis. Give the method, the assumptions that matter, and the conclusion you would stand behind.

- What to show: The governing principle behind professional communication; A disciplined setup for technical synthesis; A clear engineering conclusion - Solution outline: A strong solution identifies the governing principle for professional communication before jumping into algebra, computation, or design detail. The work should connect professional communication to technical synthesis with explicit assumptions, a defensible setup, and a technically clear conclusion.

1. Explain how cross-domain interpretation is used inside Interdisciplinary Engineering Elective I to analyze or design around professional communication. Give the method, the assumptions that matter, and the conclusion you would stand behind.

- What to show: The governing principle behind cross-domain interpretation; A disciplined setup for professional communication; A clear engineering conclusion - Solution outline: A strong solution identifies the governing principle for cross-domain interpretation before jumping into algebra, computation, or design detail. The work should connect cross-domain interpretation to professional communication with explicit assumptions, a defensible setup, and a technically clear conclusion.

1. Write a cumulative response that shows how a student in Interdisciplinary Engineering Elective I should move from problem statement to defended result. Use the course outcomes to explain what high-quality work looks like.

- What to show: A staged engineering workflow; The assumptions or modeling choices that control the result; A defended final interpretation - Solution outline: A strong answer reflects the course outcome "Explain and use the core workflow behind advanced interdisciplinary engineering breadth." and explains how disciplined setup, method choice, and interpretation fit together. The response should describe a full workflow, not isolated vocabulary words.

Reference note

For the full bibliography behind this textbook, use @@TOKEN_0@@. The answer key in this book is Summit-authored and aligned to the live course runtime.