

Summit GENE 101: Interdisciplinary Engineering Foundations

Summit fully illustrated textbook edition



Original Summit-authored instructional text generated from the live course runtime, bibliography layer, and assessment structure.

March 22, 2026

@@TOKEN_0@@ Summit first edition draft @@TOKEN_1@@ college @@TOKEN_2@@ 3 @@TO-
KEN_3@@ 14 weeks @@TOKEN_4@@ 6-9 hours each week

Originality note

This textbook is a Summit-authored instructional text. It is informed by the course bibliography in @@TOKEN_0@@ and by open academic references used elsewhere in Summit, but it does not copy or restate any single commercial textbook.

How this textbook was built

This book was generated from the live Summit course runtime for Interdisciplinary Engineering Foundations: the syllabus, lesson sequence, reading chapters, guided practice, homework sets, quizzes, mastery exam, and workload standard. The design goal is to give a student a usable, course-complete book while preserving original Summit wording and sequencing.

Introduction to broad engineering problem framing, system decomposition, and cross-disciplinary technical communication. Summit positions this course around cross-disciplinary engineering problem framing and system thinking.

Systems chapters should keep interactions, constraints, and decision consequences visible instead of treating each variable in isolation.

This volume is structured as a teaching book rather than a bare note pack. Every chapter contains explanation, worked examples, guided practice, chapter homework, and a rear answer key so the student can study independently and still get disciplined feedback.

Course use guide

- Read one chapter at a time in sequence; each chapter is aligned to a live lesson block in the course workspace.
- Rebuild the worked examples before attempting the graded homework or quiz material.
- Keep a scratch notebook beside the text and write down assumptions, diagrams, and the points where you usually get stuck.
- Use the course tutor, guided practice, and homework only after you can explain the chapter in your own words.

Contents

Originality note	ii
How this textbook was built	iii
Course use guide	iv
Course map	vi
Prerequisite and readiness position	vii
Semester workload standard	viii
Reference basis	ix
1 Chapter 1 Problem framing and design requirements	1
2 Chapter 2 Requirements decomposition and stakeholder mapping	7
3 Chapter 3 Concept generation and trade studies	13
4 Chapter 4 Technical development and iteration	19
5 Chapter 5 Verification planning and design communication	25
6 Chapter 6 Design review and official submission	31
7 Quiz review and official exam preparation	37
8 Course vocabulary index	39

9 Back-of-book answers and solution outlines

40

Course map

- 6 live lesson chapters
- 6 graded homework checkpoints
- 3 timed quizzes
- 1 cumulative mastery exam
- 5 declared course outcomes

Prerequisite and readiness position

This course is a gateway course in the current Summit sequence.

This course does not require a formal Summit prerequisite, but students are still expected to arrive ready for college-level workload, notation, and technical communication.

Semester workload standard

Summit runtime workload label: 6-9 hours each week.

Reference basis

Primary synthesis anchors from the bibliography for this course (50 listed references total):

1. Systems Engineering and Analysis
2. Engineering Design: A Project-Based Introduction
3. The Craft of Research
4. Verification and Validation in Scientific Computing
5. Conceptual Aircraft Design
6. Systems Engineering Principles and Practice
7. Systems Engineering
8. System Engineering Analysis, Design, and Development

Chapter 1

Chapter 1 Problem framing and design requirements

Chapter purpose

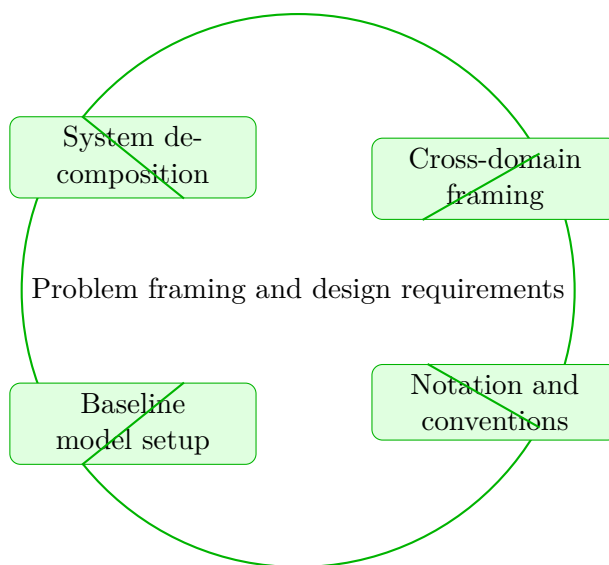
Interdisciplinary Engineering Foundations concentrates on system decomposition and cross-domain framing in the context of cross-disciplinary engineering problem framing and system thinking.

This chapter sits at the opening of Interdisciplinary Engineering Foundations. It develops System decomposition, Cross-domain framing, Notation and conventions, and Baseline model setup so that the student can move from explanation to execution without losing the thread of the course.

The student should read this chapter with a network mindset. Whether the subject is management, operations, infrastructure, or policy, the point is to see how local choices reshape the whole system. The book therefore emphasizes interdependence, feedback, and tradeoff reasoning.

Core ideas

- System decomposition
- Cross-domain framing
- Notation and conventions
- Baseline model setup



How to think through this chapter

Method in this family usually starts by naming the system boundary, the objective function or decision goal, the important constraints, and the major stakeholders. From there the student should structure the analysis so that recommendations remain traceable to evidence.

When working this chapter, keep the following question active: @@TOKEN_0@@ A good student answer should connect setup, assumptions, and conclusion instead of only chasing a final number or sentence.

Interdisciplinary Engineering Foundations concentrates on system decomposition and cross-domain framing in the context of cross-disciplinary engineering problem framing and system thinking.

Why Problem framing and design requirements matters in Interdisciplinary Engineering Foundations

Problem framing and design requirements is not just another topic block. It is where students learn to organize their thinking so that system decomposition becomes a deliberate tool instead of a memorized step list.

Summit treats this lesson as applied reasoning: students should be able to say what the model is doing, what assumptions it needs, and why the conclusion would hold up under review.

How strong students move through this material

The strongest approach is to begin with the governing idea, then connect it to the problem setup, and only then carry out the detailed work. In this lesson that usually means centering system decomposition before letting algebra, computation, or design detail take over.

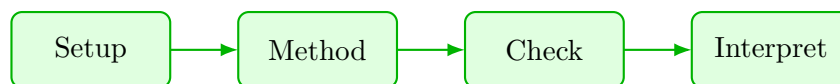
When cross-domain framing enters the picture, the student should already know what variables, constraints, or interpretations matter. That prevents the work from collapsing into disconnected steps.

What to watch for when the work gets harder

Notation and conventions usually separate surface familiarity from real mastery. This is where students need to slow down, keep notation disciplined, and explain why the method choice still fits the problem.

A top-quality solution is not just correct. It is organized, explicit about assumptions, and clear enough that another engineer or instructor could audit the logic without guessing what was meant.

Worked example



@@TOKEN_0@@ Outline a complete interdisciplinary engineering foundations approach that uses system decomposition to reason through cross-domain framing.

1. Start by identifying the governing principle behind system decomposition and state the assumptions that make it valid in this setting.
2. Define the variables, coordinate choices, constraints, or design criteria that control cross-domain framing.
3. Carry the method through in a disciplined sequence, showing where system decomposition shapes the setup and intermediate steps.
4. Close with an engineering interpretation that explains what the result means and why the conclusion is reasonable.

Read this example twice: once for the flow of ideas and once for the technical structure of the solution.

Worked-through guided example

@@TOKEN_0@@ Work a interdisciplinary engineering foundations problem built around system decomposition. Explain the setup, the governing method, and the final conclusion you would defend.

1. State why system decomposition is the controlling idea in this problem.

2. List the variables, assumptions, and governing relationships before trying to solve.
3. Carry the reasoning forward in a clean sequence and end with a technical interpretation.

A complete solution begins from system decomposition, applies the correct course method, and closes with a written interpretation that explains why the result is reasonable.

Instructor commentary

Students should annotate this chapter for structure, not just facts. Mark where the argument changes direction, where the method requires a hidden assumption, and where the conclusion becomes more general than the worked example. If the chapter feels easy while you are reading it but difficult when you close the page, you have not yet converted recognition into mastery.

Study should alternate between framework notes, applied cases, and short decision memos so that analysis and communication stay connected.

Practice while you read

Problem framing and design requirements guided practice

Interdisciplinary Engineering Foundations concentrates on system decomposition and cross-domain framing in the context of cross-disciplinary engineering problem framing and system thinking.

@@TOKEN_0@@ Work a interdisciplinary engineering foundations problem built around system decomposition. Explain the setup, the governing method, and the final conclusion you would defend.

- Hint: Return to the key idea system decomposition and identify what assumptions, variables, or constraints must be fixed before you work forward.
- Step 1: State why system decomposition is the controlling idea in this problem.
- Step 2: List the variables, assumptions, and governing relationships before trying to solve.
- Step 3: Carry the reasoning forward in a clean sequence and end with a technical interpretation.
- Checkpoint: A strong checkpoint answer identifies system decomposition, builds a disciplined setup, and defends a final conclusion.

@@TOKEN_0@@ Work a interdisciplinary engineering foundations problem built around cross-domain framing. Explain the setup, the governing method, and the final conclusion you would defend.

- Hint: Return to the key idea cross-domain framing and identify what assumptions, variables, or constraints must be fixed before you work forward.

- Step 1: State why cross-domain framing is the controlling idea in this problem.
- Step 2: List the variables, assumptions, and governing relationships before trying to solve.
- Step 3: Carry the reasoning forward in a clean sequence and end with a technical interpretation.
- Checkpoint: A strong checkpoint answer identifies cross-domain framing, builds a disciplined setup, and defends a final conclusion.

Chapter homework

@@TOKEN_0@@ Interdisciplinary Engineering Foundations concentrates on system decomposition and cross-domain framing in the context of cross-disciplinary engineering problem framing and system thinking.

1. Complete a full interdisciplinary engineering foundations problem centered on system decomposition. State the setup, the governing method, and the engineering conclusion you would defend.
2. Complete a full interdisciplinary engineering foundations problem centered on cross-domain framing. State the setup, the governing method, and the engineering conclusion you would defend.
3. Complete a full interdisciplinary engineering foundations problem centered on notation and conventions. State the setup, the governing method, and the engineering conclusion you would defend.
4. Complete a full interdisciplinary engineering foundations problem centered on baseline model setup. State the setup, the governing method, and the engineering conclusion you would defend.

Answers for these homework problems appear in the back-of-book answer key.

Chapter summary and study notes

- Explain when system decomposition is the right tool and when it is not.
- Carry a full solution or analysis from setup to conclusion without skipping assumptions.
- Use notation, units, and technical language clearly enough for formal grading.

Study tips

- Name the governing idea first: System decomposition.
- Write down assumptions and constraints before pushing through calculations or design choices.
- End every serious solution with a technical interpretation, not only a final number or label.

Common traps

- Jumping into symbol manipulation before the governing model is clear.
- Treating the procedure like a script instead of checking whether the assumptions still hold.
- Stopping at the answer line without explaining what the result means in context.

Family-level errors to watch for

- Optimizing one piece of the system without checking spillover effects.
- Confusing a metric with the real decision objective.
- Making recommendations without showing the logic or tradeoffs behind them.

Chapter 2

Chapter 2 Requirements decomposition and stakeholder mapping

Chapter purpose

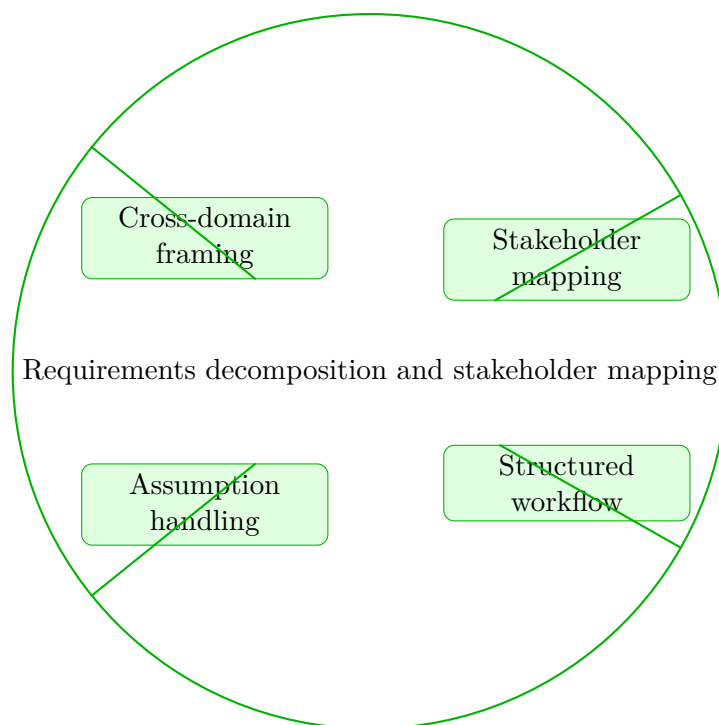
Interdisciplinary Engineering Foundations concentrates on cross-domain framing and stakeholder mapping in the context of cross-disciplinary engineering problem framing and system thinking.

This chapter sits in the middle of Interdisciplinary Engineering Foundations. It develops Cross-domain framing, Stakeholder mapping, Structured workflow, and Assumption handling so that the student can move from explanation to execution without losing the thread of the course.

The student should read this chapter with a network mindset. Whether the subject is management, operations, infrastructure, or policy, the point is to see how local choices reshape the whole system. The book therefore emphasizes interdependence, feedback, and tradeoff reasoning.

Core ideas

- Cross-domain framing
- Stakeholder mapping
- Structured workflow
- Assumption handling



How to think through this chapter

Method in this family usually starts by naming the system boundary, the objective function or decision goal, the important constraints, and the major stakeholders. From there the student should structure the analysis so that recommendations remain traceable to evidence.

When working this chapter, keep the following question active: @@TOKEN_0@@ A good student answer should connect setup, assumptions, and conclusion instead of only chasing a final number or sentence.

Interdisciplinary Engineering Foundations concentrates on cross-domain framing and stakeholder mapping in the context of cross-disciplinary engineering problem framing and system thinking.

Why Requirements decomposition and stakeholder mapping matters in Interdisciplinary Engineering Foundations

Requirements decomposition and stakeholder mapping is not just another topic block. It is where students learn to organize their thinking so that cross-domain framing becomes a deliberate tool instead of a memorized step list.

Summit treats this lesson as applied reasoning: students should be able to say what the model is doing, what assumptions it needs, and why the conclusion would hold up under review.

How strong students move through this material

The strongest approach is to begin with the governing idea, then connect it to the problem setup, and only then carry out the detailed work. In this lesson that usually means centering cross-domain framing before letting algebra, computation, or design detail take over.

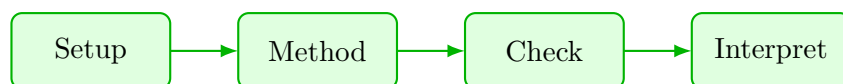
When stakeholder mapping enters the picture, the student should already know what variables, constraints, or interpretations matter. That prevents the work from collapsing into disconnected steps.

What to watch for when the work gets harder

Structured workflow usually separate surface familiarity from real mastery. This is where students need to slow down, keep notation disciplined, and explain why the method choice still fits the problem.

A top-quality solution is not just correct. It is organized, explicit about assumptions, and clear enough that another engineer or instructor could audit the logic without guessing what was meant.

Worked example



@@TOKEN_0@@ Outline a complete interdisciplinary engineering foundations approach that uses cross-domain framing to reason through stakeholder mapping.

1. Start by identifying the governing principle behind cross-domain framing and state the assumptions that make it valid in this setting.
2. Define the variables, coordinate choices, constraints, or design criteria that control stakeholder mapping.
3. Carry the method through in a disciplined sequence, showing where cross-domain framing shapes the setup and intermediate steps.
4. Close with an engineering interpretation that explains what the result means and why the conclusion is reasonable.

Read this example twice: once for the flow of ideas and once for the technical structure of the solution.

Worked-through guided example

@@TOKEN_0@@ Work a interdisciplinary engineering foundations problem built around cross-domain framing. Explain the setup, the governing method, and the final conclusion you would defend.

1. State why cross-domain framing is the controlling idea in this problem.
2. List the variables, assumptions, and governing relationships before trying to solve.
3. Carry the reasoning forward in a clean sequence and end with a technical interpretation.

A complete solution begins from cross-domain framing, applies the correct course method, and closes with a written interpretation that explains why the result is reasonable.

Instructor commentary

Students should annotate this chapter for structure, not just facts. Mark where the argument changes direction, where the method requires a hidden assumption, and where the conclusion becomes more general than the worked example. If the chapter feels easy while you are reading it but difficult when you close the page, you have not yet converted recognition into mastery.

Study should alternate between framework notes, applied cases, and short decision memos so that analysis and communication stay connected.

Practice while you read

Requirements decomposition and stakeholder mapping guided practice

Interdisciplinary Engineering Foundations concentrates on cross-domain framing and stakeholder mapping in the context of cross-disciplinary engineering problem framing and system thinking.

@@TOKEN_0@@ Work a interdisciplinary engineering foundations problem built around cross-domain framing. Explain the setup, the governing method, and the final conclusion you would defend.

- Hint: Return to the key idea cross-domain framing and identify what assumptions, variables, or constraints must be fixed before you work forward.
- Step 1: State why cross-domain framing is the controlling idea in this problem.
- Step 2: List the variables, assumptions, and governing relationships before trying to solve.
- Step 3: Carry the reasoning forward in a clean sequence and end with a technical interpretation.
- Checkpoint: A strong checkpoint answer identifies cross-domain framing, builds a disciplined setup, and defends a final conclusion.

@@TOKEN_0@@ Work a interdisciplinary engineering foundations problem built around stakeholder mapping. Explain the setup, the governing method, and the final conclusion you would defend.

- Hint: Return to the key idea stakeholder mapping and identify what assumptions, variables, or constraints must be fixed before you work forward.
- Step 1: State why stakeholder mapping is the controlling idea in this problem.
- Step 2: List the variables, assumptions, and governing relationships before trying to solve.
- Step 3: Carry the reasoning forward in a clean sequence and end with a technical interpretation.
- Checkpoint: A strong checkpoint answer identifies stakeholder mapping, builds a disciplined setup, and defends a final conclusion.

Chapter homework

@@TOKEN_0@@ Interdisciplinary Engineering Foundations concentrates on cross-domain framing and stakeholder mapping in the context of cross-disciplinary engineering problem framing and system thinking.

1. Complete a full interdisciplinary engineering foundations problem centered on cross-domain framing. State the setup, the governing method, and the engineering conclusion you would defend.
2. Complete a full interdisciplinary engineering foundations problem centered on stakeholder mapping. State the setup, the governing method, and the engineering conclusion you would defend.
3. Complete a full interdisciplinary engineering foundations problem centered on structured workflow. State the setup, the governing method, and the engineering conclusion you would defend.
4. Complete a full interdisciplinary engineering foundations problem centered on assumption handling. State the setup, the governing method, and the engineering conclusion you would defend.

Answers for these homework problems appear in the back-of-book answer key.

Chapter summary and study notes

- Explain when cross-domain framing is the right tool and when it is not.
- Carry a full solution or analysis from setup to conclusion without skipping assumptions.
- Use notation, units, and technical language clearly enough for formal grading.

Study tips

- Name the governing idea first: Cross-domain framing.
- Write down assumptions and constraints before pushing through calculations or design choices.
- End every serious solution with a technical interpretation, not only a final number or label.

Common traps

- Jumping into symbol manipulation before the governing model is clear.
- Treating the procedure like a script instead of checking whether the assumptions still hold.
- Stopping at the answer line without explaining what the result means in context.

Family-level errors to watch for

- Optimizing one piece of the system without checking spillover effects.
- Confusing a metric with the real decision objective.
- Making recommendations without showing the logic or tradeoffs behind them.

Chapter 3

Chapter 3 Concept generation and trade studies

Chapter purpose

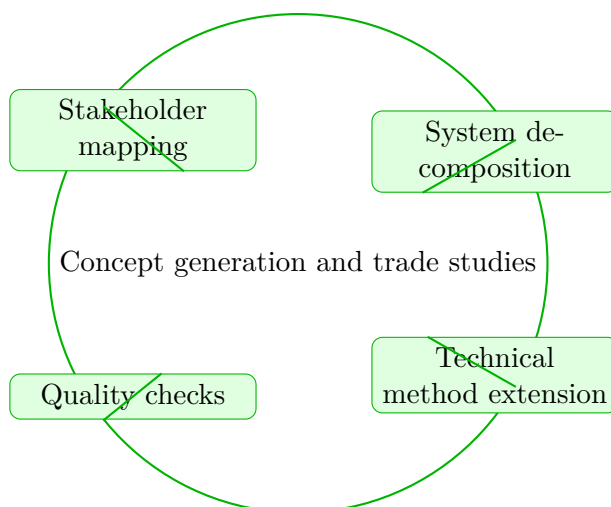
Interdisciplinary Engineering Foundations concentrates on stakeholder mapping and system decomposition in the context of cross-disciplinary engineering problem framing and system thinking.

This chapter sits in the middle of Interdisciplinary Engineering Foundations. It develops Stakeholder mapping, System decomposition, Technical method extension, and Quality checks so that the student can move from explanation to execution without losing the thread of the course.

The student should read this chapter with a network mindset. Whether the subject is management, operations, infrastructure, or policy, the point is to see how local choices reshape the whole system. The book therefore emphasizes interdependence, feedback, and tradeoff reasoning.

Core ideas

- Stakeholder mapping
- System decomposition
- Technical method extension
- Quality checks



How to think through this chapter

Method in this family usually starts by naming the system boundary, the objective function or decision goal, the important constraints, and the major stakeholders. From there the student should structure the analysis so that recommendations remain traceable to evidence.

When working this chapter, keep the following question active: @@TOKEN_0@@ A good student answer should connect setup, assumptions, and conclusion instead of only chasing a final number or sentence.

Interdisciplinary Engineering Foundations concentrates on stakeholder mapping and system decomposition in the context of cross-disciplinary engineering problem framing and system thinking.

Why Concept generation and trade studies matters in Interdisciplinary Engineering Foundations

Concept generation and trade studies is not just another topic block. It is where students learn to organize their thinking so that stakeholder mapping becomes a deliberate tool instead of a memorized step list.

Summit treats this lesson as applied reasoning: students should be able to say what the model is doing, what assumptions it needs, and why the conclusion would hold up under review.

How strong students move through this material

The strongest approach is to begin with the governing idea, then connect it to the problem setup, and only then carry out the detailed work. In this lesson that usually means centering stakeholder mapping before letting algebra, computation, or design detail take over.

When system decomposition enters the picture, the student should already know what variables,

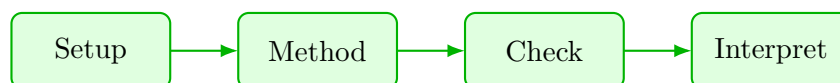
constraints, or interpretations matter. That prevents the work from collapsing into disconnected steps.

What to watch for when the work gets harder

Technical method extension usually separate surface familiarity from real mastery. This is where students need to slow down, keep notation disciplined, and explain why the method choice still fits the problem.

A top-quality solution is not just correct. It is organized, explicit about assumptions, and clear enough that another engineer or instructor could audit the logic without guessing what was meant.

Worked example



@@TOKEN_0@@ Outline a complete interdisciplinary engineering foundations approach that uses stakeholder mapping to reason through system decomposition.

1. Start by identifying the governing principle behind stakeholder mapping and state the assumptions that make it valid in this setting.
2. Define the variables, coordinate choices, constraints, or design criteria that control system decomposition.
3. Carry the method through in a disciplined sequence, showing where stakeholder mapping shapes the setup and intermediate steps.
4. Close with an engineering interpretation that explains what the result means and why the conclusion is reasonable.

Read this example twice: once for the flow of ideas and once for the technical structure of the solution.

Worked-through guided example

@@TOKEN_0@@ Work a interdisciplinary engineering foundations problem built around stakeholder mapping. Explain the setup, the governing method, and the final conclusion you would defend.

1. State why stakeholder mapping is the controlling idea in this problem.
2. List the variables, assumptions, and governing relationships before trying to solve.

3. Carry the reasoning forward in a clean sequence and end with a technical interpretation.

A complete solution begins from stakeholder mapping, applies the correct course method, and closes with a written interpretation that explains why the result is reasonable.

Instructor commentary

Students should annotate this chapter for structure, not just facts. Mark where the argument changes direction, where the method requires a hidden assumption, and where the conclusion becomes more general than the worked example. If the chapter feels easy while you are reading it but difficult when you close the page, you have not yet converted recognition into mastery.

Study should alternate between framework notes, applied cases, and short decision memos so that analysis and communication stay connected.

Practice while you read

Concept generation and trade studies guided practice

Interdisciplinary Engineering Foundations concentrates on stakeholder mapping and system decomposition in the context of cross-disciplinary engineering problem framing and system thinking.

@@TOKEN_0@@ Work a interdisciplinary engineering foundations problem built around stakeholder mapping. Explain the setup, the governing method, and the final conclusion you would defend.

- Hint: Return to the key idea stakeholder mapping and identify what assumptions, variables, or constraints must be fixed before you work forward.
- Step 1: State why stakeholder mapping is the controlling idea in this problem.
- Step 2: List the variables, assumptions, and governing relationships before trying to solve.
- Step 3: Carry the reasoning forward in a clean sequence and end with a technical interpretation.
- Checkpoint: A strong checkpoint answer identifies stakeholder mapping, builds a disciplined setup, and defends a final conclusion.

@@TOKEN_0@@ Work a interdisciplinary engineering foundations problem built around system decomposition. Explain the setup, the governing method, and the final conclusion you would defend.

- Hint: Return to the key idea system decomposition and identify what assumptions, variables, or constraints must be fixed before you work forward.
- Step 1: State why system decomposition is the controlling idea in this problem.

- Step 2: List the variables, assumptions, and governing relationships before trying to solve.
- Step 3: Carry the reasoning forward in a clean sequence and end with a technical interpretation.
- Checkpoint: A strong checkpoint answer identifies system decomposition, builds a disciplined setup, and defends a final conclusion.

Chapter homework

@@TOKEN_0@@ Interdisciplinary Engineering Foundations concentrates on stakeholder mapping and system decomposition in the context of cross-disciplinary engineering problem framing and system thinking.

1. Complete a full interdisciplinary engineering foundations problem centered on stakeholder mapping. State the setup, the governing method, and the engineering conclusion you would defend.
2. Complete a full interdisciplinary engineering foundations problem centered on system decomposition. State the setup, the governing method, and the engineering conclusion you would defend.
3. Complete a full interdisciplinary engineering foundations problem centered on technical method extension. State the setup, the governing method, and the engineering conclusion you would defend.
4. Complete a full interdisciplinary engineering foundations problem centered on quality checks. State the setup, the governing method, and the engineering conclusion you would defend.

Answers for these homework problems appear in the back-of-book answer key.

Chapter summary and study notes

- Explain when stakeholder mapping is the right tool and when it is not.
- Carry a full solution or analysis from setup to conclusion without skipping assumptions.
- Use notation, units, and technical language clearly enough for formal grading.

Study tips

- Name the governing idea first: Stakeholder mapping.
- Write down assumptions and constraints before pushing through calculations or design choices.
- End every serious solution with a technical interpretation, not only a final number or label.

Common traps

- Jumping into symbol manipulation before the governing model is clear.
- Treating the procedure like a script instead of checking whether the assumptions still hold.
- Stopping at the answer line without explaining what the result means in context.

Family-level errors to watch for

- Optimizing one piece of the system without checking spillover effects.
- Confusing a metric with the real decision objective.
- Making recommendations without showing the logic or tradeoffs behind them.

Chapter 4

Chapter 4 Technical development and iteration

Chapter purpose

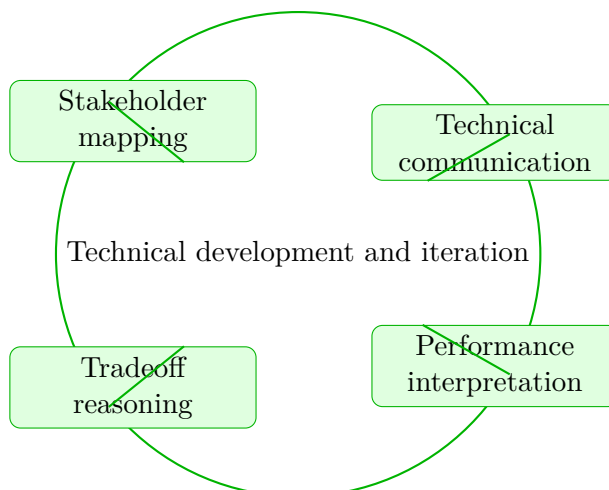
Interdisciplinary Engineering Foundations concentrates on stakeholder mapping and technical communication in the context of cross-disciplinary engineering problem framing and system thinking.

This chapter sits in the middle of Interdisciplinary Engineering Foundations. It develops Stakeholder mapping, Technical communication, Performance interpretation, and Tradeoff reasoning so that the student can move from explanation to execution without losing the thread of the course.

The student should read this chapter with a network mindset. Whether the subject is management, operations, infrastructure, or policy, the point is to see how local choices reshape the whole system. The book therefore emphasizes interdependence, feedback, and tradeoff reasoning.

Core ideas

- Stakeholder mapping
- Technical communication
- Performance interpretation
- Tradeoff reasoning



How to think through this chapter

Method in this family usually starts by naming the system boundary, the objective function or decision goal, the important constraints, and the major stakeholders. From there the student should structure the analysis so that recommendations remain traceable to evidence.

When working this chapter, keep the following question active: @@TOKEN_0@@ A good student answer should connect setup, assumptions, and conclusion instead of only chasing a final number or sentence.

Interdisciplinary Engineering Foundations concentrates on stakeholder mapping and technical communication in the context of cross-disciplinary engineering problem framing and system thinking.

Why Technical development and iteration matters in Interdisciplinary Engineering Foundations

Technical development and iteration is not just another topic block. It is where students learn to organize their thinking so that stakeholder mapping becomes a deliberate tool instead of a memorized step list.

Summit treats this lesson as applied reasoning: students should be able to say what the model is doing, what assumptions it needs, and why the conclusion would hold up under review.

How strong students move through this material

The strongest approach is to begin with the governing idea, then connect it to the problem setup, and only then carry out the detailed work. In this lesson that usually means centering stakeholder mapping before letting algebra, computation, or design detail take over.

When technical communication enters the picture, the student should already know what variables,

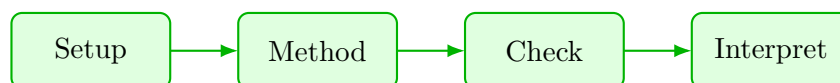
constraints, or interpretations matter. That prevents the work from collapsing into disconnected steps.

What to watch for when the work gets harder

Performance interpretation usually separate surface familiarity from real mastery. This is where students need to slow down, keep notation disciplined, and explain why the method choice still fits the problem.

A top-quality solution is not just correct. It is organized, explicit about assumptions, and clear enough that another engineer or instructor could audit the logic without guessing what was meant.

Worked example



@@TOKEN_0@@ Outline a complete interdisciplinary engineering foundations approach that uses stakeholder mapping to reason through technical communication.

1. Start by identifying the governing principle behind stakeholder mapping and state the assumptions that make it valid in this setting.
2. Define the variables, coordinate choices, constraints, or design criteria that control technical communication.
3. Carry the method through in a disciplined sequence, showing where stakeholder mapping shapes the setup and intermediate steps.
4. Close with an engineering interpretation that explains what the result means and why the conclusion is reasonable.

Read this example twice: once for the flow of ideas and once for the technical structure of the solution.

Worked-through guided example

@@TOKEN_0@@ Work a interdisciplinary engineering foundations problem built around stakeholder mapping. Explain the setup, the governing method, and the final conclusion you would defend.

1. State why stakeholder mapping is the controlling idea in this problem.
2. List the variables, assumptions, and governing relationships before trying to solve.

3. Carry the reasoning forward in a clean sequence and end with a technical interpretation.

A complete solution begins from stakeholder mapping, applies the correct course method, and closes with a written interpretation that explains why the result is reasonable.

Instructor commentary

Students should annotate this chapter for structure, not just facts. Mark where the argument changes direction, where the method requires a hidden assumption, and where the conclusion becomes more general than the worked example. If the chapter feels easy while you are reading it but difficult when you close the page, you have not yet converted recognition into mastery.

Study should alternate between framework notes, applied cases, and short decision memos so that analysis and communication stay connected.

Practice while you read

Technical development and iteration guided practice

Interdisciplinary Engineering Foundations concentrates on stakeholder mapping and technical communication in the context of cross-disciplinary engineering problem framing and system thinking.

@@TOKEN_0@@ Work a interdisciplinary engineering foundations problem built around stakeholder mapping. Explain the setup, the governing method, and the final conclusion you would defend.

- Hint: Return to the key idea stakeholder mapping and identify what assumptions, variables, or constraints must be fixed before you work forward.
- Step 1: State why stakeholder mapping is the controlling idea in this problem.
- Step 2: List the variables, assumptions, and governing relationships before trying to solve.
- Step 3: Carry the reasoning forward in a clean sequence and end with a technical interpretation.
- Checkpoint: A strong checkpoint answer identifies stakeholder mapping, builds a disciplined setup, and defends a final conclusion.

@@TOKEN_0@@ Work a interdisciplinary engineering foundations problem built around technical communication. Explain the setup, the governing method, and the final conclusion you would defend.

- Hint: Return to the key idea technical communication and identify what assumptions, variables, or constraints must be fixed before you work forward.
- Step 1: State why technical communication is the controlling idea in this problem.

- Step 2: List the variables, assumptions, and governing relationships before trying to solve.
- Step 3: Carry the reasoning forward in a clean sequence and end with a technical interpretation.
- Checkpoint: A strong checkpoint answer identifies technical communication, builds a disciplined setup, and defends a final conclusion.

Chapter homework

@@TOKEN_0@@ Interdisciplinary Engineering Foundations concentrates on stakeholder mapping and technical communication in the context of cross-disciplinary engineering problem framing and system thinking.

1. Complete a full interdisciplinary engineering foundations problem centered on stakeholder mapping. State the setup, the governing method, and the engineering conclusion you would defend.
2. Complete a full interdisciplinary engineering foundations problem centered on technical communication. State the setup, the governing method, and the engineering conclusion you would defend.
3. Complete a full interdisciplinary engineering foundations problem centered on performance interpretation. State the setup, the governing method, and the engineering conclusion you would defend.
4. Complete a full interdisciplinary engineering foundations problem centered on tradeoff reasoning. State the setup, the governing method, and the engineering conclusion you would defend.

Answers for these homework problems appear in the back-of-book answer key.

Chapter summary and study notes

- Explain when stakeholder mapping is the right tool and when it is not.
- Carry a full solution or analysis from setup to conclusion without skipping assumptions.
- Use notation, units, and technical language clearly enough for formal grading.

Study tips

- Name the governing idea first: Stakeholder mapping.
- Write down assumptions and constraints before pushing through calculations or design choices.
- End every serious solution with a technical interpretation, not only a final number or label.

Common traps

- Jumping into symbol manipulation before the governing model is clear.
- Treating the procedure like a script instead of checking whether the assumptions still hold.
- Stopping at the answer line without explaining what the result means in context.

Family-level errors to watch for

- Optimizing one piece of the system without checking spillover effects.
- Confusing a metric with the real decision objective.
- Making recommendations without showing the logic or tradeoffs behind them.

Chapter 5

Chapter 5 Verification planning and design communication

Chapter purpose

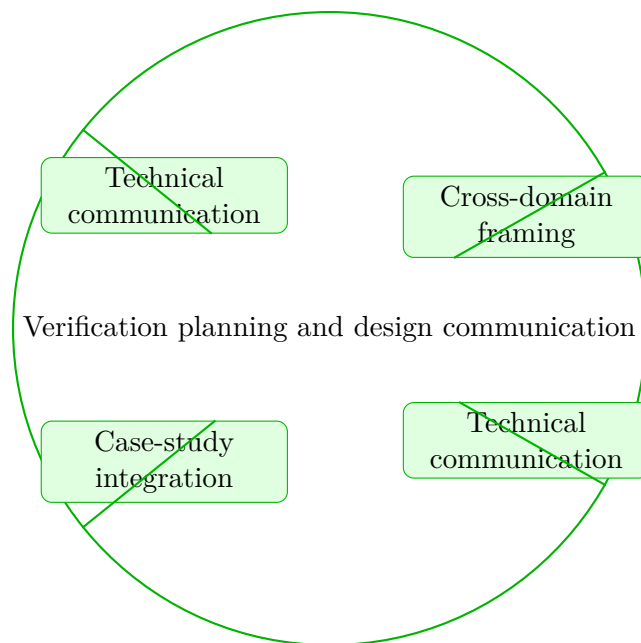
Interdisciplinary Engineering Foundations concentrates on technical communication and cross-domain framing in the context of cross-disciplinary engineering problem framing and system thinking.

This chapter sits in the middle of Interdisciplinary Engineering Foundations. It develops Technical communication, Cross-domain framing, Technical communication, and Case-study integration so that the student can move from explanation to execution without losing the thread of the course.

The student should read this chapter with a network mindset. Whether the subject is management, operations, infrastructure, or policy, the point is to see how local choices reshape the whole system. The book therefore emphasizes interdependence, feedback, and tradeoff reasoning.

Core ideas

- Technical communication
- Cross-domain framing
- Technical communication
- Case-study integration



How to think through this chapter

Method in this family usually starts by naming the system boundary, the objective function or decision goal, the important constraints, and the major stakeholders. From there the student should structure the analysis so that recommendations remain traceable to evidence.

When working this chapter, keep the following question active: @@TOKEN_0@@ A good student answer should connect setup, assumptions, and conclusion instead of only chasing a final number or sentence.

Interdisciplinary Engineering Foundations concentrates on technical communication and cross-domain framing in the context of cross-disciplinary engineering problem framing and system thinking.

Why Verification planning and design communication matters in Interdisciplinary Engineering Foundations

Verification planning and design communication is not just another topic block. It is where students learn to organize their thinking so that technical communication becomes a deliberate tool instead of a memorized step list.

Summit treats this lesson as applied reasoning: students should be able to say what the model is doing, what assumptions it needs, and why the conclusion would hold up under review.

How strong students move through this material

The strongest approach is to begin with the governing idea, then connect it to the problem setup, and only then carry out the detailed work. In this lesson that usually means centering technical communication before letting algebra, computation, or design detail take over.

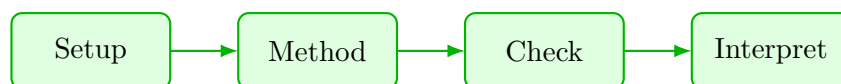
When cross-domain framing enters the picture, the student should already know what variables, constraints, or interpretations matter. That prevents the work from collapsing into disconnected steps.

What to watch for when the work gets harder

Technical communication usually separate surface familiarity from real mastery. This is where students need to slow down, keep notation disciplined, and explain why the method choice still fits the problem.

A top-quality solution is not just correct. It is organized, explicit about assumptions, and clear enough that another engineer or instructor could audit the logic without guessing what was meant.

Worked example



@@TOKEN_0@@ Outline a complete interdisciplinary engineering foundations approach that uses technical communication to reason through cross-domain framing.

1. Start by identifying the governing principle behind technical communication and state the assumptions that make it valid in this setting.
2. Define the variables, coordinate choices, constraints, or design criteria that control cross-domain framing.
3. Carry the method through in a disciplined sequence, showing where technical communication shapes the setup and intermediate steps.
4. Close with an engineering interpretation that explains what the result means and why the conclusion is reasonable.

Read this example twice: once for the flow of ideas and once for the technical structure of the solution.

Worked-through guided example

@@TOKEN_0@@ Work a interdisciplinary engineering foundations problem built around technical communication. Explain the setup, the governing method, and the final conclusion you would defend.

1. State why technical communication is the controlling idea in this problem.
2. List the variables, assumptions, and governing relationships before trying to solve.
3. Carry the reasoning forward in a clean sequence and end with a technical interpretation.

A complete solution begins from technical communication, applies the correct course method, and closes with a written interpretation that explains why the result is reasonable.

Instructor commentary

Students should annotate this chapter for structure, not just facts. Mark where the argument changes direction, where the method requires a hidden assumption, and where the conclusion becomes more general than the worked example. If the chapter feels easy while you are reading it but difficult when you close the page, you have not yet converted recognition into mastery.

Study should alternate between framework notes, applied cases, and short decision memos so that analysis and communication stay connected.

Practice while you read

Verification planning and design communication guided practice

Interdisciplinary Engineering Foundations concentrates on technical communication and cross-domain framing in the context of cross-disciplinary engineering problem framing and system thinking.

@@TOKEN_0@@ Work a interdisciplinary engineering foundations problem built around technical communication. Explain the setup, the governing method, and the final conclusion you would defend.

- Hint: Return to the key idea technical communication and identify what assumptions, variables, or constraints must be fixed before you work forward.
- Step 1: State why technical communication is the controlling idea in this problem.
- Step 2: List the variables, assumptions, and governing relationships before trying to solve.
- Step 3: Carry the reasoning forward in a clean sequence and end with a technical interpretation.
- Checkpoint: A strong checkpoint answer identifies technical communication, builds a disciplined setup, and defends a final conclusion.

@@TOKEN_0@@ Work a interdisciplinary engineering foundations problem built around cross-domain framing. Explain the setup, the governing method, and the final conclusion you would defend.

- Hint: Return to the key idea cross-domain framing and identify what assumptions, variables, or constraints must be fixed before you work forward.
- Step 1: State why cross-domain framing is the controlling idea in this problem.
- Step 2: List the variables, assumptions, and governing relationships before trying to solve.
- Step 3: Carry the reasoning forward in a clean sequence and end with a technical interpretation.
- Checkpoint: A strong checkpoint answer identifies cross-domain framing, builds a disciplined setup, and defends a final conclusion.

Chapter homework

@@TOKEN_0@@ Interdisciplinary Engineering Foundations concentrates on technical communication and cross-domain framing in the context of cross-disciplinary engineering problem framing and system thinking.

1. Complete a full interdisciplinary engineering foundations problem centered on technical communication. State the setup, the governing method, and the engineering conclusion you would defend.
2. Complete a full interdisciplinary engineering foundations problem centered on cross-domain framing. State the setup, the governing method, and the engineering conclusion you would defend.
3. Complete a full interdisciplinary engineering foundations problem centered on technical communication. State the setup, the governing method, and the engineering conclusion you would defend.
4. Complete a full interdisciplinary engineering foundations problem centered on case-study integration. State the setup, the governing method, and the engineering conclusion you would defend.

Answers for these homework problems appear in the back-of-book answer key.

Chapter summary and study notes

- Explain when technical communication is the right tool and when it is not.
- Carry a full solution or analysis from setup to conclusion without skipping assumptions.
- Use notation, units, and technical language clearly enough for formal grading.

Study tips

- Name the governing idea first: Technical communication.
- Write down assumptions and constraints before pushing through calculations or design choices.
- End every serious solution with a technical interpretation, not only a final number or label.

Common traps

- Jumping into symbol manipulation before the governing model is clear.
- Treating the procedure like a script instead of checking whether the assumptions still hold.
- Stopping at the answer line without explaining what the result means in context.

Family-level errors to watch for

- Optimizing one piece of the system without checking spillover effects.
- Confusing a metric with the real decision objective.
- Making recommendations without showing the logic or tradeoffs behind them.

Chapter 6

Chapter 6 Design review and official submission

Chapter purpose

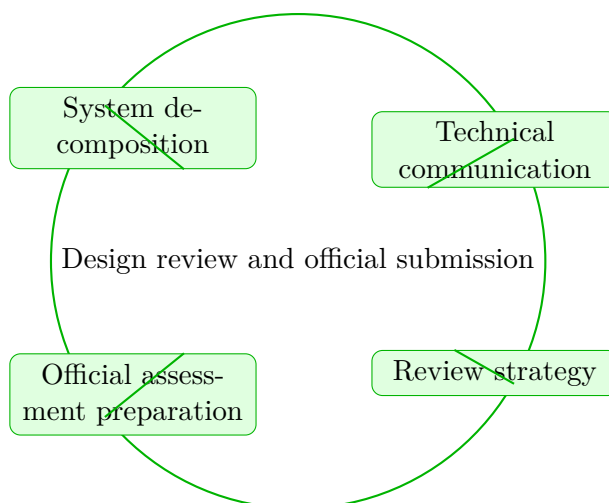
Interdisciplinary Engineering Foundations concentrates on system decomposition and technical communication in the context of cross-disciplinary engineering problem framing and system thinking.

This chapter sits at the end of Interdisciplinary Engineering Foundations. It develops System decomposition, Technical communication, Review strategy, and Official assessment preparation so that the student can move from explanation to execution without losing the thread of the course.

The student should read this chapter with a network mindset. Whether the subject is management, operations, infrastructure, or policy, the point is to see how local choices reshape the whole system. The book therefore emphasizes interdependence, feedback, and tradeoff reasoning.

Core ideas

- System decomposition
- Technical communication
- Review strategy
- Official assessment preparation



How to think through this chapter

Method in this family usually starts by naming the system boundary, the objective function or decision goal, the important constraints, and the major stakeholders. From there the student should structure the analysis so that recommendations remain traceable to evidence.

When working this chapter, keep the following question active: @@TOKEN_0@@ A good student answer should connect setup, assumptions, and conclusion instead of only chasing a final number or sentence.

Interdisciplinary Engineering Foundations concentrates on system decomposition and technical communication in the context of cross-disciplinary engineering problem framing and system thinking.

Why Design review and official submission matters in Interdisciplinary Engineering Foundations

Design review and official submission is not just another topic block. It is where students learn to organize their thinking so that system decomposition becomes a deliberate tool instead of a memorized step list.

Summit treats this lesson as applied reasoning: students should be able to say what the model is doing, what assumptions it needs, and why the conclusion would hold up under review.

How strong students move through this material

The strongest approach is to begin with the governing idea, then connect it to the problem setup, and only then carry out the detailed work. In this lesson that usually means centering system decomposition before letting algebra, computation, or design detail take over.

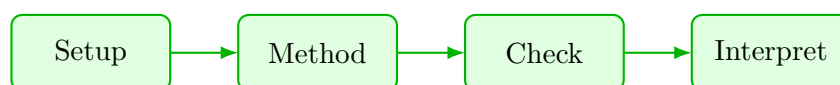
When technical communication enters the picture, the student should already know what variables, constraints, or interpretations matter. That prevents the work from collapsing into disconnected steps.

What to watch for when the work gets harder

Review strategy usually separate surface familiarity from real mastery. This is where students need to slow down, keep notation disciplined, and explain why the method choice still fits the problem.

A top-quality solution is not just correct. It is organized, explicit about assumptions, and clear enough that another engineer or instructor could audit the logic without guessing what was meant.

Worked example



@@TOKEN_0@@ Outline a complete interdisciplinary engineering foundations approach that uses system decomposition to reason through technical communication.

1. Start by identifying the governing principle behind system decomposition and state the assumptions that make it valid in this setting.
2. Define the variables, coordinate choices, constraints, or design criteria that control technical communication.
3. Carry the method through in a disciplined sequence, showing where system decomposition shapes the setup and intermediate steps.
4. Close with an engineering interpretation that explains what the result means and why the conclusion is reasonable.

Read this example twice: once for the flow of ideas and once for the technical structure of the solution.

Worked-through guided example

@@TOKEN_0@@ Work a interdisciplinary engineering foundations problem built around system decomposition. Explain the setup, the governing method, and the final conclusion you would defend.

1. State why system decomposition is the controlling idea in this problem.
2. List the variables, assumptions, and governing relationships before trying to solve.

3. Carry the reasoning forward in a clean sequence and end with a technical interpretation.

A complete solution begins from system decomposition, applies the correct course method, and closes with a written interpretation that explains why the result is reasonable.

Instructor commentary

Students should annotate this chapter for structure, not just facts. Mark where the argument changes direction, where the method requires a hidden assumption, and where the conclusion becomes more general than the worked example. If the chapter feels easy while you are reading it but difficult when you close the page, you have not yet converted recognition into mastery.

Study should alternate between framework notes, applied cases, and short decision memos so that analysis and communication stay connected.

Practice while you read

Design review and official submission guided practice

Interdisciplinary Engineering Foundations concentrates on system decomposition and technical communication in the context of cross-disciplinary engineering problem framing and system thinking.

@@TOKEN_0@@ Work a interdisciplinary engineering foundations problem built around system decomposition. Explain the setup, the governing method, and the final conclusion you would defend.

- Hint: Return to the key idea system decomposition and identify what assumptions, variables, or constraints must be fixed before you work forward.
- Step 1: State why system decomposition is the controlling idea in this problem.
- Step 2: List the variables, assumptions, and governing relationships before trying to solve.
- Step 3: Carry the reasoning forward in a clean sequence and end with a technical interpretation.
- Checkpoint: A strong checkpoint answer identifies system decomposition, builds a disciplined setup, and defends a final conclusion.

@@TOKEN_0@@ Work a interdisciplinary engineering foundations problem built around technical communication. Explain the setup, the governing method, and the final conclusion you would defend.

- Hint: Return to the key idea technical communication and identify what assumptions, variables, or constraints must be fixed before you work forward.
- Step 1: State why technical communication is the controlling idea in this problem.

- Step 2: List the variables, assumptions, and governing relationships before trying to solve.
- Step 3: Carry the reasoning forward in a clean sequence and end with a technical interpretation.
- Checkpoint: A strong checkpoint answer identifies technical communication, builds a disciplined setup, and defends a final conclusion.

Chapter homework

@@TOKEN_0@@ Interdisciplinary Engineering Foundations concentrates on system decomposition and technical communication in the context of cross-disciplinary engineering problem framing and system thinking.

1. Complete a full interdisciplinary engineering foundations problem centered on system decomposition. State the setup, the governing method, and the engineering conclusion you would defend.
2. Complete a full interdisciplinary engineering foundations problem centered on technical communication. State the setup, the governing method, and the engineering conclusion you would defend.
3. Complete a full interdisciplinary engineering foundations problem centered on review strategy. State the setup, the governing method, and the engineering conclusion you would defend.
4. Complete a full interdisciplinary engineering foundations problem centered on official assessment preparation. State the setup, the governing method, and the engineering conclusion you would defend.

Answers for these homework problems appear in the back-of-book answer key.

Chapter summary and study notes

- Explain when system decomposition is the right tool and when it is not.
- Carry a full solution or analysis from setup to conclusion without skipping assumptions.
- Use notation, units, and technical language clearly enough for formal grading.

Study tips

- Name the governing idea first: System decomposition.
- Write down assumptions and constraints before pushing through calculations or design choices.
- End every serious solution with a technical interpretation, not only a final number or label.

Common traps

- Jumping into symbol manipulation before the governing model is clear.
- Treating the procedure like a script instead of checking whether the assumptions still hold.
- Stopping at the answer line without explaining what the result means in context.

Family-level errors to watch for

- Optimizing one piece of the system without checking spillover effects.
- Confusing a metric with the real decision objective.
- Making recommendations without showing the logic or tradeoffs behind them.

Chapter 7

Quiz review and official exam preparation

Homework structure

- Homework Set 1: Problem framing and design requirements: 4 graded problems attached to chapter 1.
- Homework Set 2: Requirements decomposition and stakeholder mapping: 4 graded problems attached to chapter 2.
- Homework Set 3: Concept generation and trade studies: 4 graded problems attached to chapter 3.
- Homework Set 4: Technical development and iteration: 4 graded problems attached to chapter 4.
- Homework Set 5: Verification planning and design communication: 4 graded problems attached to chapter 5.
- Homework Set 6: Design review and official submission: 4 graded problems attached to chapter 6.

Quiz structure

- Quiz 1: Problem framing and design requirements and Requirements decomposition and stakeholder mapping: 4 questions, timed, and single-attempt in the live course. Quiz 1 should be taken only after you can solve the chapter homework without outside prompts.
- Quiz 2: Concept generation and trade studies and Technical development and iteration: 4 questions, timed, and single-attempt in the live course. Quiz 2 should be taken only after you can solve the chapter homework without outside prompts.
- Quiz 3: Verification planning and design communication and Design review and official submission: 4 questions, timed, and single-attempt in the live course. Quiz 3 should be taken only after you can solve the chapter homework without outside prompts.

Official mastery exam

- Interdisciplinary Engineering Foundations cumulative mastery exam: 7 major questions, High rigor, first official attempt locks the course grade.

Interdisciplinary Engineering Foundations cumulative mastery exam preparation checklist

- Review every lesson in Interdisciplinary Engineering Foundations and be able to explain why each method is used, not only how it is executed.
- Practice complete written solutions, because Summit grades setup quality, assumptions, and interpretation directly.
- Use the guided practice and quizzes until you can explain the method flow without outside prompts.
- Expect the official exam to combine method choice, disciplined setup, and a defended conclusion in the same answer.

How to use this book before assessment

- Read the relevant chapter and rebuild both worked examples without looking.
- Solve the guided practice in the chapter before attempting the graded homework.
- Check your chapter-homework answers only after you complete a full written attempt.
- Review the quiz answer key after each chapter block and classify your errors by concept, setup, algebra, or interpretation.
- Before the official exam, revisit the chapter purposes, homework corrections, and answer-key notes rather than rereading formulas only.

Chapter 8

Course vocabulary index

- @@TOKEN_0@@: treat this as a working term in the course. You should be able to define it, recognize where it appears, and use it correctly in a solution or explanation.
- @@TOKEN_0@@: treat this as a working term in the course. You should be able to define it, recognize where it appears, and use it correctly in a solution or explanation.
- @@TOKEN_0@@: treat this as a working term in the course. You should be able to define it, recognize where it appears, and use it correctly in a solution or explanation.
- @@TOKEN_0@@: treat this as a working term in the course. You should be able to define it, recognize where it appears, and use it correctly in a solution or explanation.
- @@TOKEN_0@@: treat this as a working term in the course. You should be able to define it, recognize where it appears, and use it correctly in a solution or explanation.
- @@TOKEN_0@@: treat this as a working term in the course. You should be able to define it, recognize where it appears, and use it correctly in a solution or explanation.
- @@TOKEN_0@@: treat this as a working term in the course. You should be able to define it, recognize where it appears, and use it correctly in a solution or explanation.
- @@TOKEN_0@@: treat this as a working term in the course. You should be able to define it, recognize where it appears, and use it correctly in a solution or explanation.
- @@TOKEN_0@@: treat this as a working term in the course. You should be able to define it, recognize where it appears, and use it correctly in a solution or explanation.
- @@TOKEN_0@@: treat this as a working term in the course. You should be able to define it, recognize where it appears, and use it correctly in a solution or explanation.
- @@TOKEN_0@@: treat this as a working term in the course. You should be able to define it, recognize where it appears, and use it correctly in a solution or explanation.
- @@TOKEN_0@@: treat this as a working term in the course. You should be able to define it, recognize where it appears, and use it correctly in a solution or explanation.
- @@TOKEN_0@@: treat this as a working term in the course. You should be able to define it, recognize where it appears, and use it correctly in a solution or explanation.
- @@TOKEN_0@@: treat this as a working term in the course. You should be able to define it, recognize where it appears, and use it correctly in a solution or explanation.

Chapter 9

Back-of-book answers and solution outlines

Guided practice answer key

Chapter 1: Problem framing and design requirements

@@TOKEN_0@@

1. Work a interdisciplinary engineering foundations problem built around system decomposition. Explain the setup, the governing method, and the final conclusion you would defend.

- Checkpoint answer: A strong checkpoint answer identifies system decomposition, builds a disciplined setup, and defends a final conclusion. - Solution note: A complete solution begins from system decomposition, applies the correct course method, and closes with a written interpretation that explains why the result is reasonable.

1. Work a interdisciplinary engineering foundations problem built around cross-domain framing. Explain the setup, the governing method, and the final conclusion you would defend.

- Checkpoint answer: A strong checkpoint answer identifies cross-domain framing, builds a disciplined setup, and defends a final conclusion. - Solution note: A complete solution begins from cross-domain framing, applies the correct course method, and closes with a written interpretation that explains why the result is reasonable.

1. Work a interdisciplinary engineering foundations problem built around notation and conventions. Explain the setup, the governing method, and the final conclusion you would defend.

- Checkpoint answer: A strong checkpoint answer identifies notation and conventions, builds a disciplined setup, and defends a final conclusion. - Solution note: A complete solution begins from notation and conventions, applies the correct course method, and closes with a written interpretation that explains why the result is reasonable.

Chapter 2: Requirements decomposition and stakeholder mapping

@@TOKEN_0@@

1. Work a interdisciplinary engineering foundations problem built around cross-domain framing. Explain the setup, the governing method, and the final conclusion you would defend.

- Checkpoint answer: A strong checkpoint answer identifies cross-domain framing, builds a disciplined setup, and defends a final conclusion. - Solution note: A complete solution begins from cross-domain framing, applies the correct course method, and closes with a written interpretation that explains why the result is reasonable.

1. Work a interdisciplinary engineering foundations problem built around stakeholder mapping. Explain the setup, the governing method, and the final conclusion you would defend.

- Checkpoint answer: A strong checkpoint answer identifies stakeholder mapping, builds a disciplined setup, and defends a final conclusion. - Solution note: A complete solution begins from stakeholder mapping, applies the correct course method, and closes with a written interpretation that explains why the result is reasonable.

1. Work a interdisciplinary engineering foundations problem built around structured workflow. Explain the setup, the governing method, and the final conclusion you would defend.

- Checkpoint answer: A strong checkpoint answer identifies structured workflow, builds a disciplined setup, and defends a final conclusion. - Solution note: A complete solution begins from structured workflow, applies the correct course method, and closes with a written interpretation that explains why the result is reasonable.

Chapter 3: Concept generation and trade studies

@@TOKEN_0@@

1. Work a interdisciplinary engineering foundations problem built around stakeholder mapping. Explain the setup, the governing method, and the final conclusion you would defend.

- Checkpoint answer: A strong checkpoint answer identifies stakeholder mapping, builds a disciplined setup, and defends a final conclusion. - Solution note: A complete solution begins from stakeholder mapping, applies the correct course method, and closes with a written interpretation that explains why the result is reasonable.

1. Work a interdisciplinary engineering foundations problem built around system decomposition. Explain the setup, the governing method, and the final conclusion you would defend.

- Checkpoint answer: A strong checkpoint answer identifies system decomposition, builds a disciplined setup, and defends a final conclusion. - Solution note: A complete solution begins from system decomposition, applies the correct course method, and closes with a written interpretation that explains why the result is reasonable.

1. Work a interdisciplinary engineering foundations problem built around technical method extension. Explain the setup, the governing method, and the final conclusion you would defend.

- Checkpoint answer: A strong checkpoint answer identifies technical method extension, builds a disciplined setup, and defends a final conclusion. - Solution note: A complete solution begins from technical method extension, applies the correct course method, and closes with a written interpretation that explains why the result is reasonable.

Chapter 4: Technical development and iteration

@@TOKEN_0@@

1. Work a interdisciplinary engineering foundations problem built around stakeholder mapping. Explain the setup, the governing method, and the final conclusion you would defend.

- Checkpoint answer: A strong checkpoint answer identifies stakeholder mapping, builds a disciplined setup, and defends a final conclusion. - Solution note: A complete solution begins from stakeholder mapping, applies the correct course method, and closes with a written interpretation that explains why the result is reasonable.

1. Work a interdisciplinary engineering foundations problem built around technical communication. Explain the setup, the governing method, and the final conclusion you would defend.

- Checkpoint answer: A strong checkpoint answer identifies technical communication, builds a disciplined setup, and defends a final conclusion. - Solution note: A complete solution begins from technical communication, applies the correct course method, and closes with a written interpretation that explains why the result is reasonable.

1. Work a interdisciplinary engineering foundations problem built around performance interpretation. Explain the setup, the governing method, and the final conclusion you would defend.

- Checkpoint answer: A strong checkpoint answer identifies performance interpretation, builds a disciplined setup, and defends a final conclusion. - Solution note: A complete solution begins from performance interpretation, applies the correct course method, and closes with a written interpretation that explains why the result is reasonable.

Chapter 5: Verification planning and design communication

@@TOKEN_0@@

1. Work a interdisciplinary engineering foundations problem built around technical communication. Explain the setup, the governing method, and the final conclusion you would defend.

- Checkpoint answer: A strong checkpoint answer identifies technical communication, builds a disciplined setup, and defends a final conclusion. - Solution note: A complete solution begins from technical communication, applies the correct course method, and closes with a written interpretation that explains why the result is reasonable.

1. Work a interdisciplinary engineering foundations problem built around cross-domain framing. Explain the setup, the governing method, and the final conclusion you would defend.

- Checkpoint answer: A strong checkpoint answer identifies cross-domain framing, builds a disciplined setup, and defends a final conclusion. - Solution note: A complete solution begins from cross-domain framing, applies the correct course method, and closes with a written interpretation that explains why the result is reasonable.

1. Work a interdisciplinary engineering foundations problem built around technical communication. Explain the setup, the governing method, and the final conclusion you would defend.

- Checkpoint answer: A strong checkpoint answer identifies technical communication, builds a disciplined setup, and defends a final conclusion. - Solution note: A complete solution begins from technical communication, applies the correct course method, and closes with a written interpretation that explains why the result is reasonable.

Chapter 6: Design review and official submission

@@TOKEN_0@@

1. Work a interdisciplinary engineering foundations problem built around system decomposition. Explain the setup, the governing method, and the final conclusion you would defend.

- Checkpoint answer: A strong checkpoint answer identifies system decomposition, builds a disciplined setup, and defends a final conclusion. - Solution note: A complete solution begins from system decomposition, applies the correct course method, and closes with a written interpretation that explains why the result is reasonable.

1. Work a interdisciplinary engineering foundations problem built around technical communication. Explain the setup, the governing method, and the final conclusion you would defend.

- Checkpoint answer: A strong checkpoint answer identifies technical communication, builds a disciplined setup, and defends a final conclusion. - Solution note: A complete solution begins from technical communication, applies the correct course method, and closes with a written interpretation that explains why the result is reasonable.

1. Work a interdisciplinary engineering foundations problem built around review strategy. Explain the setup, the governing method, and the final conclusion you would defend.

- Checkpoint answer: A strong checkpoint answer identifies review strategy, builds a disciplined setup, and defends a final conclusion. - Solution note: A complete solution begins from review strategy, applies the correct course method, and closes with a written interpretation that explains why the result is reasonable.

Homework answer key

Homework Set 1: Problem framing and design requirements

1. Complete a full interdisciplinary engineering foundations problem centered on system decomposition. State the setup, the governing method, and the engineering conclusion you would defend.

- Answer / solution summary: A strong answer identifies the governing model for system decomposition, states assumptions explicitly, works through the key analytical steps, and closes with a technically defensible conclusion tied to the scenario.

1. Complete a full interdisciplinary engineering foundations problem centered on cross-domain framing. State the setup, the governing method, and the engineering conclusion you would defend.

- Answer / solution summary: A strong answer identifies the governing model for cross-domain framing, states assumptions explicitly, works through the key analytical steps, and closes with a technically defensible conclusion tied to the scenario.

1. Complete a full interdisciplinary engineering foundations problem centered on notation and conventions. State the setup, the governing method, and the engineering conclusion you would defend.

- Answer / solution summary: A strong answer identifies the governing model for notation and conventions, states assumptions explicitly, works through the key analytical steps, and closes with a technically defensible conclusion tied to the scenario.

1. Complete a full interdisciplinary engineering foundations problem centered on baseline model setup. State the setup, the governing method, and the engineering conclusion you would defend.

- Answer / solution summary: A strong answer identifies the governing model for baseline model setup, states assumptions explicitly, works through the key analytical steps, and closes with a technically defensible conclusion tied to the scenario.

Homework Set 2: Requirements decomposition and stakeholder mapping

1. Complete a full interdisciplinary engineering foundations problem centered on cross-domain framing. State the setup, the governing method, and the engineering conclusion you would defend.

- Answer / solution summary: A strong answer identifies the governing model for cross-domain framing, states assumptions explicitly, works through the key analytical steps, and closes with a technically defensible conclusion tied to the scenario.

1. Complete a full interdisciplinary engineering foundations problem centered on stakeholder mapping. State the setup, the governing method, and the engineering conclusion you would defend.

- Answer / solution summary: A strong answer identifies the governing model for stakeholder mapping, states assumptions explicitly, works through the key analytical steps, and closes with a technically defensible conclusion tied to the scenario.

1. Complete a full interdisciplinary engineering foundations problem centered on structured workflow. State the setup, the governing method, and the engineering conclusion you would defend.

- Answer / solution summary: A strong answer identifies the governing model for structured workflow, states assumptions explicitly, works through the key analytical steps, and closes with a technically defensible conclusion tied to the scenario.

1. Complete a full interdisciplinary engineering foundations problem centered on assumption handling. State the setup, the governing method, and the engineering conclusion you would defend.

- Answer / solution summary: A strong answer identifies the governing model for assumption handling, states assumptions explicitly, works through the key analytical steps, and closes with a technically defensible conclusion tied to the scenario.

Homework Set 3: Concept generation and trade studies

1. Complete a full interdisciplinary engineering foundations problem centered on stakeholder mapping. State the setup, the governing method, and the engineering conclusion you would defend.

- Answer / solution summary: A strong answer identifies the governing model for stakeholder mapping, states assumptions explicitly, works through the key analytical steps, and closes with a technically defensible conclusion tied to the scenario.

1. Complete a full interdisciplinary engineering foundations problem centered on system decomposition. State the setup, the governing method, and the engineering conclusion you would defend.

- Answer / solution summary: A strong answer identifies the governing model for system decomposition, states assumptions explicitly, works through the key analytical steps, and closes with a technically defensible conclusion tied to the scenario.

1. Complete a full interdisciplinary engineering foundations problem centered on technical method extension. State the setup, the governing method, and the engineering conclusion you would defend.

- Answer / solution summary: A strong answer identifies the governing model for technical method extension, states assumptions explicitly, works through the key analytical steps, and closes with a technically defensible conclusion tied to the scenario.

1. Complete a full interdisciplinary engineering foundations problem centered on quality checks. State the setup, the governing method, and the engineering conclusion you would defend.

- Answer / solution summary: A strong answer identifies the governing model for quality checks, states assumptions explicitly, works through the key analytical steps, and closes with a technically defensible conclusion tied to the scenario.

Homework Set 4: Technical development and iteration

1. Complete a full interdisciplinary engineering foundations problem centered on stakeholder mapping. State the setup, the governing method, and the engineering conclusion you would defend.

- Answer / solution summary: A strong answer identifies the governing model for stakeholder mapping, states assumptions explicitly, works through the key analytical steps, and closes with a technically defensible conclusion tied to the scenario.

1. Complete a full interdisciplinary engineering foundations problem centered on technical communication. State the setup, the governing method, and the engineering conclusion you would defend.

- Answer / solution summary: A strong answer identifies the governing model for technical communication, states assumptions explicitly, works through the key analytical steps, and closes with a technically defensible conclusion tied to the scenario.

1. Complete a full interdisciplinary engineering foundations problem centered on performance interpretation. State the setup, the governing method, and the engineering conclusion you would defend.

- Answer / solution summary: A strong answer identifies the governing model for performance interpretation, states assumptions explicitly, works through the key analytical steps, and closes with a technically defensible conclusion tied to the scenario.

1. Complete a full interdisciplinary engineering foundations problem centered on tradeoff reasoning. State the setup, the governing method, and the engineering conclusion you would defend.

- Answer / solution summary: A strong answer identifies the governing model for tradeoff reasoning, states assumptions explicitly, works through the key analytical steps, and closes with a technically defensible conclusion tied to the scenario.

Homework Set 5: Verification planning and design communication

1. Complete a full interdisciplinary engineering foundations problem centered on technical communication. State the setup, the governing method, and the engineering conclusion you would defend.

- Answer / solution summary: A strong answer identifies the governing model for technical communication, states assumptions explicitly, works through the key analytical steps, and closes with a technically defensible conclusion tied to the scenario.

1. Complete a full interdisciplinary engineering foundations problem centered on cross-domain framing. State the setup, the governing method, and the engineering conclusion you would defend.

- Answer / solution summary: A strong answer identifies the governing model for cross-domain framing, states assumptions explicitly, works through the key analytical steps, and closes with a technically defensible conclusion tied to the scenario.

1. Complete a full interdisciplinary engineering foundations problem centered on technical communication. State the setup, the governing method, and the engineering conclusion you would defend.

- Answer / solution summary: A strong answer identifies the governing model for technical communication, states assumptions explicitly, works through the key analytical steps, and closes with a technically defensible conclusion tied to the scenario.

1. Complete a full interdisciplinary engineering foundations problem centered on case-study integration. State the setup, the governing method, and the engineering conclusion you would defend.

- Answer / solution summary: A strong answer identifies the governing model for case-study integration, states assumptions explicitly, works through the key analytical steps, and closes with a technically defensible conclusion tied to the scenario.

Homework Set 6: Design review and official submission

1. Complete a full interdisciplinary engineering foundations problem centered on system decomposition. State the setup, the governing method, and the engineering conclusion you would defend.

- Answer / solution summary: A strong answer identifies the governing model for system decomposition, states assumptions explicitly, works through the key analytical steps, and closes with a technically defensible conclusion tied to the scenario.

1. Complete a full interdisciplinary engineering foundations problem centered on technical communication. State the setup, the governing method, and the engineering conclusion you would defend.

- Answer / solution summary: A strong answer identifies the governing model for technical communication, states assumptions explicitly, works through the key analytical steps, and closes with a technically defensible conclusion tied to the scenario.

1. Complete a full interdisciplinary engineering foundations problem centered on review strategy. State the setup, the governing method, and the engineering conclusion you would defend.

- Answer / solution summary: A strong answer identifies the governing model for review strategy, states assumptions explicitly, works through the key analytical steps, and closes with a technically defensible conclusion tied to the scenario.

1. Complete a full interdisciplinary engineering foundations problem centered on official assessment preparation. State the setup, the governing method, and the engineering conclusion you would defend.

- Answer / solution summary: A strong answer identifies the governing model for official assessment preparation, states assumptions explicitly, works through the key analytical steps, and closes with a technically defensible conclusion tied to the scenario.

Quiz answer key

Quiz 1: Problem framing and design requirements and Requirements decomposition and stakeholder mapping

1. Which topic is a direct priority inside Problem framing and design requirements?

- Answer key: System decomposition. System decomposition is named directly in the Problem framing and design requirements study block and is one of the required ideas for mastery in this course.

1. Which topic is a direct priority inside Problem framing and design requirements?

- Answer key: Cross-domain framing. Cross-domain framing is named directly in the Problem framing and design requirements study block and is one of the required ideas for mastery in this course.

1. Which topic is a direct priority inside Requirements decomposition and stakeholder mapping?

- Answer key: Cross-domain framing. Cross-domain framing is named directly in the Requirements decomposition and stakeholder mapping study block and is one of the required ideas for mastery in this course.

1. Which topic is a direct priority inside Requirements decomposition and stakeholder mapping?

- Answer key: Stakeholder mapping. Stakeholder mapping is named directly in the Requirements decomposition and stakeholder mapping study block and is one of the required ideas for mastery in this course.

Quiz 2: Concept generation and trade studies and Technical development and iteration

1. Which topic is a direct priority inside Concept generation and trade studies?

- Answer key: Stakeholder mapping. Stakeholder mapping is named directly in the Concept generation and trade studies study block and is one of the required ideas for mastery in this course.

1. Which topic is a direct priority inside Concept generation and trade studies?

- Answer key: System decomposition. System decomposition is named directly in the Concept generation and trade studies study block and is one of the required ideas for mastery in this course.

1. Which topic is a direct priority inside Technical development and iteration?

- Answer key: Stakeholder mapping. Stakeholder mapping is named directly in the Technical development and iteration study block and is one of the required ideas for mastery in this course.

1. Which topic is a direct priority inside Technical development and iteration?

- Answer key: Technical communication. Technical communication is named directly in the Technical development and iteration study block and is one of the required ideas for mastery in this course.

Quiz 3: Verification planning and design communication and Design review and official submission

1. Which topic is a direct priority inside Verification planning and design communication?

- Answer key: Technical communication. Technical communication is named directly in the Verification planning and design communication study block and is one of the required ideas for mastery in this course.

1. Which topic is a direct priority inside Verification planning and design communication?

- Answer key: Cross-domain framing. Cross-domain framing is named directly in the Verification planning and design communication study block and is one of the required ideas for mastery in this course.

1. Which topic is a direct priority inside Design review and official submission?

- Answer key: System decomposition. System decomposition is named directly in the Design review and official submission study block and is one of the required ideas for mastery in this course.

1. Which topic is a direct priority inside Design review and official submission?

- Answer key: Technical communication. Technical communication is named directly in the Design review and official submission study block and is one of the required ideas for mastery in this course.

Mastery exam solution outlines

Interdisciplinary Engineering Foundations cumulative mastery exam

1. Explain how system decomposition is used inside Interdisciplinary Engineering Foundations to analyze or design around cross-domain framing. Give the method, the assumptions that matter, and the conclusion you would stand behind.

- What to show: The governing principle behind system decomposition; A disciplined setup for cross-domain framing; A clear engineering conclusion - Solution outline: A strong solution identifies the governing principle for system decomposition before jumping into algebra, computation, or design detail. The work should connect system decomposition to cross-domain framing with explicit assumptions, a defensible setup, and a technically clear conclusion.

1. Explain how cross-domain framing is used inside Interdisciplinary Engineering Foundations to analyze or design around stakeholder mapping. Give the method, the assumptions that matter, and the conclusion you would stand behind.

- What to show: The governing principle behind cross-domain framing; A disciplined setup for stakeholder mapping; A clear engineering conclusion - Solution outline: A strong solution identifies the governing principle for cross-domain framing before jumping into algebra, computation, or design detail. The work should connect cross-domain framing to stakeholder mapping with explicit assumptions, a defensible setup, and a technically clear conclusion.

1. Explain how stakeholder mapping is used inside Interdisciplinary Engineering Foundations to analyze or design around system decomposition. Give the method, the assumptions that matter, and the conclusion you would stand behind.

- What to show: The governing principle behind stakeholder mapping; A disciplined setup for system decomposition; A clear engineering conclusion - Solution outline: A strong solution identifies the governing principle for stakeholder mapping before jumping into algebra, computation, or design detail. The work should connect stakeholder mapping to system decomposition with explicit assumptions, a defensible setup, and a technically clear conclusion.

1. Explain how stakeholder mapping is used inside Interdisciplinary Engineering Foundations to analyze or design around technical communication. Give the method, the assumptions that matter, and the conclusion you would stand behind.

- What to show: The governing principle behind stakeholder mapping; A disciplined setup for technical communication; A clear engineering conclusion - Solution outline: A strong solution identifies the governing principle for stakeholder mapping before jumping into algebra, computation, or design detail. The work should connect stakeholder mapping to technical communication with explicit assumptions, a defensible setup, and a technically clear conclusion.

1. Explain how technical communication is used inside Interdisciplinary Engineering Foundations to analyze or design around cross-domain framing. Give the method, the assumptions that matter, and the conclusion you would stand behind.

- What to show: The governing principle behind technical communication; A disciplined setup for cross-domain framing; A clear engineering conclusion - Solution outline: A strong solution identifies the governing principle for technical communication before jumping into algebra, computation, or design detail. The work should connect technical communication to cross-domain framing with explicit assumptions, a defensible setup, and a technically clear conclusion.

1. Explain how system decomposition is used inside Interdisciplinary Engineering Foundations to analyze or design around technical communication. Give the method, the assumptions that matter, and the conclusion you would stand behind.

- What to show: The governing principle behind system decomposition; A disciplined setup for technical communication; A clear engineering conclusion - Solution outline: A strong solution identifies the governing principle for system decomposition before jumping into algebra, computation, or design detail. The work should connect system decomposition to technical communication with explicit assumptions, a defensible setup, and a technically clear conclusion.

1. Write a cumulative response that shows how a student in Interdisciplinary Engineering Foundations should move from problem statement to defended result. Use the course outcomes to explain what high-quality work looks like.

- What to show: A staged engineering workflow; The assumptions or modeling choices that control the result; A defended final interpretation - Solution outline: A strong answer reflects the course outcome "Explain and use the core workflow behind cross-disciplinary engineering problem framing and system thinking." and explains how disciplined setup, method choice, and interpretation fit together. The response should describe a full workflow, not isolated vocabulary words.

Reference note

For the full bibliography behind this textbook, use @@TOKEN_0@@. The answer key in this book is Summit-authored and aligned to the live course runtime.