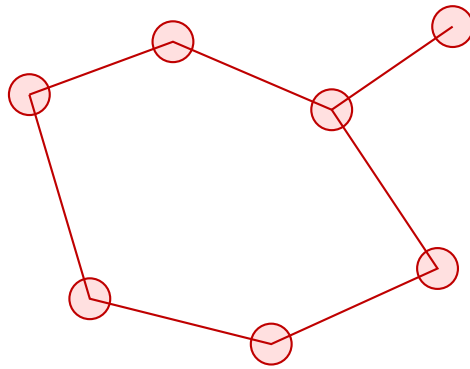


Summit GED ELA: Academic Reading and Writing Foundations

Summit fully illustrated textbook edition



Original Summit-authored instructional text generated from the live course runtime, bibliography layer, and assessment structure.

March 22, 2026

@@TOKEN_0@@ Summit first edition draft @@TOKEN_1@@ high-school @@TOKEN_2@@ 1
@@TOKEN_3@@ 14 weeks @@TOKEN_4@@ 6-7 hours each week

Originality note

This textbook is a Summit-authored instructional text. It is informed by the course bibliography in @@TOKEN_0@@ and by open academic references used elsewhere in Summit, but it does not copy or restate any single commercial textbook.

How this textbook was built

This book was generated from the live Summit course runtime for Academic Reading and Writing Foundations: the syllabus, lesson sequence, reading chapters, guided practice, homework sets, quizzes, mastery exam, and workload standard. The design goal is to give a student a usable, course-complete book while preserving original Summit wording and sequencing.

A rebuild course in reading comprehension, grammar, sentence control, paragraphing, and source-based writing.

Exam-prep chapters should translate content knowledge into timed judgment, retrieval, error analysis, and strategic pacing.

This volume is structured as a teaching book rather than a bare note pack. Every chapter contains explanation, worked examples, guided practice, chapter homework, and a rear answer key so the student can study independently and still get disciplined feedback.

Course use guide

- Read one chapter at a time in sequence; each chapter is aligned to a live lesson block in the course workspace.
- Rebuild the worked examples before attempting the graded homework or quiz material.
- Keep a scratch notebook beside the text and write down assumptions, diagrams, and the points where you usually get stuck.
- Use the course tutor, guided practice, and homework only after you can explain the chapter in your own words.

Contents

Originality note	ii
How this textbook was built	iii
Course use guide	iv
Course map	vi
Prerequisite and readiness position	vii
Semester workload standard	viii
Reference basis	ix
1 Chapter 1 Foundations and format	1
2 Chapter 2 Strategy and repetition	6
3 Chapter 3 Mixed sets and decision speed	11
4 Chapter 4 Full rehearsal and exam readiness	16
5 Quiz review and official exam preparation	21
6 Course vocabulary index	23
7 Back-of-book answers and solution outlines	24

Course map

- 4 live lesson chapters
- 4 graded homework checkpoints
- 2 timed quizzes
- 1 cumulative mastery exam
- 4 declared course outcomes

Prerequisite and readiness position

This course is a gateway course in the current Summit sequence.

Semester workload standard

Summit runtime workload label: 6-7 hours each week.

Reference basis

Primary synthesis anchors from the bibliography for this course (50 listed references total):

1. GED Test Prep Plus
2. McGraw-Hill Education Preparation for the GED Test
3. GED Study Guide
4. GED Ready Official Practice
5. GED Test Prep Plus, Tenth Edition (2026): Includes a Diagnostic Pretest, 2 Full Length Practice Tests, 1000+ Practice Questions, and 60+ Online Videos
6. GED Test Prep 2025/2026 For Dummies
7. GED Audio Study Guide! Complete A-Z Review Edition! Ultimate Test Prep Book for the GED Exam! Covers ALL Test Subjects! Learn Test Secrets!
8. GED Test Prep 2023 / 2024 For Dummies

Chapter 1

Chapter 1 Foundations and format

Chapter purpose

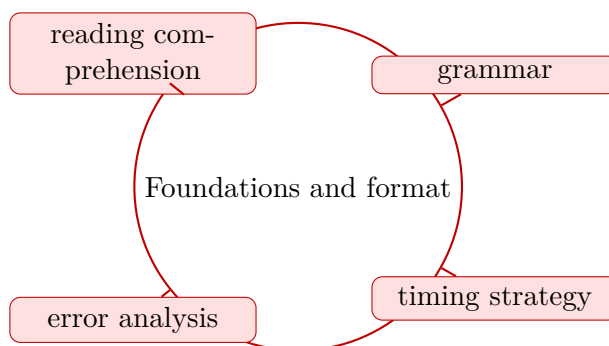
Rebuild the core skill floor for Academic Reading and Writing Foundations and learn how Summit structures official-style timed practice.

This chapter sits at the opening of Academic Reading and Writing Foundations. It develops reading comprehension, grammar, timing strategy, and error analysis so that the student can move from explanation to execution without losing the thread of the course.

This chapter is not only about what to know; it is about how to show that knowledge reliably under test conditions. The text therefore combines content review with process habits such as pacing, triage, notation discipline, and post-question correction.

Core ideas

- reading comprehension
- grammar
- timing strategy
- error analysis



How to think through this chapter

Method in this family starts with identifying the prompt type, deciding how much time the question deserves, and selecting the fastest defensible path. Students should always review wrong answers for pattern, not just for the one missed fact.

When working this chapter, keep the following question active: @@TOKEN_0@@ A good student answer should connect setup, assumptions, and conclusion instead of only chasing a final number or sentence.

Rebuild the core skill floor for Academic Reading and Writing Foundations and learn how Summit structures official-style timed practice.

Why Foundations and format matters in Academic Reading and Writing Foundations

Foundations and format is not just another topic block. It is where students learn to organize their thinking so that reading comprehension becomes a deliberate tool instead of a memorized step list.

Summit treats this lesson as applied reasoning: students should be able to say what the model is doing, what assumptions it needs, and why the conclusion would hold up under review.

How strong students move through this material

The strongest approach is to begin with the governing idea, then connect it to the problem setup, and only then carry out the detailed work. In this lesson that usually means centering reading comprehension before letting algebra, computation, or design detail take over.

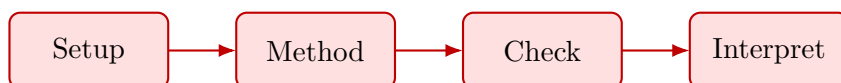
When grammar enters the picture, the student should already know what variables, constraints, or interpretations matter. That prevents the work from collapsing into disconnected steps.

What to watch for when the work gets harder

timing strategy usually separate surface familiarity from real mastery. This is where students need to slow down, keep notation disciplined, and explain why the method choice still fits the problem.

A top-quality solution is not just correct. It is organized, explicit about assumptions, and clear enough that another engineer or instructor could audit the logic without guessing what was meant.

Worked example



@@TOKEN_0@@ Outline a complete academic reading and writing foundations approach that uses reading comprehension to reason through grammar.

1. Start by identifying the governing principle behind reading comprehension and state the assumptions that make it valid in this setting.
2. Define the variables, coordinate choices, constraints, or design criteria that control grammar.
3. Carry the method through in a disciplined sequence, showing where reading comprehension shapes the setup and intermediate steps.
4. Close with an engineering interpretation that explains what the result means and why the conclusion is reasonable.

Read this example twice: once for the flow of ideas and once for the technical structure of the solution.

Worked-through guided example

@@TOKEN_0@@ Work a academic reading and writing foundations problem built around reading comprehension. Explain the setup, the governing method, and the final conclusion you would defend.

1. State why reading comprehension is the controlling idea in this problem.
2. List the variables, assumptions, and governing relationships before trying to solve.
3. Carry the reasoning forward in a clean sequence and end with a technical interpretation.

A complete solution begins from reading comprehension, applies the correct course method, and closes with a written interpretation that explains why the result is reasonable.

Instructor commentary

Students should annotate this chapter for structure, not just facts. Mark where the argument changes direction, where the method requires a hidden assumption, and where the conclusion becomes more general than the worked example. If the chapter feels easy while you are reading it but difficult when you close the page, you have not yet converted recognition into mastery.

The right pattern is learn, retrieve, time yourself, review errors, and then repeat on a mixed set.

Practice while you read

Foundations and format guided practice

Rebuild the core skill floor for Academic Reading and Writing Foundations and learn how Summit structures official-style timed practice.

@@TOKEN_0@@ Work a academic reading and writing foundations problem built around reading comprehension. Explain the setup, the governing method, and the final conclusion you would defend.

- Hint: Return to the key idea reading comprehension and identify what assumptions, variables, or constraints must be fixed before you work forward.
- Step 1: State why reading comprehension is the controlling idea in this problem.
- Step 2: List the variables, assumptions, and governing relationships before trying to solve.
- Step 3: Carry the reasoning forward in a clean sequence and end with a technical interpretation.
- Checkpoint: A strong checkpoint answer identifies reading comprehension, builds a disciplined setup, and defends a final conclusion.

@@TOKEN_0@@ Work a academic reading and writing foundations problem built around grammar. Explain the setup, the governing method, and the final conclusion you would defend.

- Hint: Return to the key idea grammar and identify what assumptions, variables, or constraints must be fixed before you work forward.
- Step 1: State why grammar is the controlling idea in this problem.
- Step 2: List the variables, assumptions, and governing relationships before trying to solve.
- Step 3: Carry the reasoning forward in a clean sequence and end with a technical interpretation.
- Checkpoint: A strong checkpoint answer identifies grammar, builds a disciplined setup, and defends a final conclusion.

Chapter homework

@@TOKEN_0@@ Rebuild the core skill floor for Academic Reading and Writing Foundations and learn how Summit structures official-style timed practice.

1. Complete a full academic reading and writing foundations problem centered on reading comprehension. State the setup, the governing method, and the engineering conclusion you would defend.
2. Complete a full academic reading and writing foundations problem centered on grammar. State the setup, the governing method, and the engineering conclusion you would defend.
3. Complete a full academic reading and writing foundations problem centered on timing strategy. State the setup, the governing method, and the engineering conclusion you would defend.
4. Complete a full academic reading and writing foundations problem centered on error analysis. State the setup, the governing method, and the engineering conclusion you would defend.

Answers for these homework problems appear in the back-of-book answer key.

Chapter summary and study notes

- Explain when reading comprehension is the right tool and when it is not.
- Carry a full solution or analysis from setup to conclusion without skipping assumptions.
- Use notation, units, and technical language clearly enough for formal grading.

Study tips

- Name the governing idea first: reading comprehension.
- Write down assumptions and constraints before pushing through calculations or design choices.
- End every serious solution with a technical interpretation, not only a final number or label.

Common traps

- Jumping into symbol manipulation before the governing model is clear.
- Treating the procedure like a script instead of checking whether the assumptions still hold.
- Stopping at the answer line without explaining what the result means in context.

Family-level errors to watch for

- Practicing only untimed and mistaking familiarity for readiness.
- Reviewing missed questions passively instead of classifying the error.
- Failing to develop a repeatable pacing and triage routine.

Chapter 2

Chapter 2 Strategy and repetition

Chapter purpose

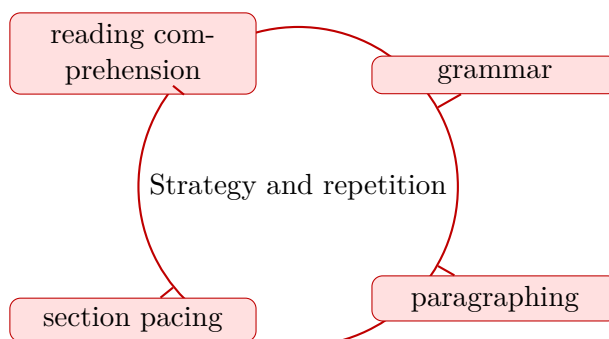
Build reliable strategy for reading comprehension and grammar while reducing avoidable misses under time pressure.

This chapter sits in the middle of Academic Reading and Writing Foundations. It develops reading comprehension, grammar, paragraphing, and section pacing so that the student can move from explanation to execution without losing the thread of the course.

This chapter is not only about what to know; it is about how to show that knowledge reliably under test conditions. The text therefore combines content review with process habits such as pacing, triage, notation discipline, and post-question correction.

Core ideas

- reading comprehension
- grammar
- paragraphing
- section pacing



How to think through this chapter

Method in this family starts with identifying the prompt type, deciding how much time the question deserves, and selecting the fastest defensible path. Students should always review wrong answers for pattern, not just for the one missed fact.

When working this chapter, keep the following question active: @@TOKEN_0@@ A good student answer should connect setup, assumptions, and conclusion instead of only chasing a final number or sentence.

Build reliable strategy for reading comprehension and grammar while reducing avoidable misses under time pressure.

Why Strategy and repetition matters in Academic Reading and Writing Foundations

Strategy and repetition is not just another topic block. It is where students learn to organize their thinking so that reading comprehension becomes a deliberate tool instead of a memorized step list.

Summit treats this lesson as applied reasoning: students should be able to say what the model is doing, what assumptions it needs, and why the conclusion would hold up under review.

How strong students move through this material

The strongest approach is to begin with the governing idea, then connect it to the problem setup, and only then carry out the detailed work. In this lesson that usually means centering reading comprehension before letting algebra, computation, or design detail take over.

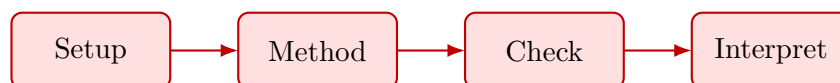
When grammar enters the picture, the student should already know what variables, constraints, or interpretations matter. That prevents the work from collapsing into disconnected steps.

What to watch for when the work gets harder

paragraphing usually separate surface familiarity from real mastery. This is where students need to slow down, keep notation disciplined, and explain why the method choice still fits the problem.

A top-quality solution is not just correct. It is organized, explicit about assumptions, and clear enough that another engineer or instructor could audit the logic without guessing what was meant.

Worked example



@@TOKEN_0@@ Outline a complete academic reading and writing foundations approach that uses reading comprehension to reason through grammar.

1. Start by identifying the governing principle behind reading comprehension and state the assumptions that make it valid in this setting.
2. Define the variables, coordinate choices, constraints, or design criteria that control grammar.
3. Carry the method through in a disciplined sequence, showing where reading comprehension shapes the setup and intermediate steps.
4. Close with an engineering interpretation that explains what the result means and why the conclusion is reasonable.

Read this example twice: once for the flow of ideas and once for the technical structure of the solution.

Worked-through guided example

@@TOKEN_0@@ Work a academic reading and writing foundations problem built around reading comprehension. Explain the setup, the governing method, and the final conclusion you would defend.

1. State why reading comprehension is the controlling idea in this problem.
2. List the variables, assumptions, and governing relationships before trying to solve.
3. Carry the reasoning forward in a clean sequence and end with a technical interpretation.

A complete solution begins from reading comprehension, applies the correct course method, and closes with a written interpretation that explains why the result is reasonable.

Instructor commentary

Students should annotate this chapter for structure, not just facts. Mark where the argument changes direction, where the method requires a hidden assumption, and where the conclusion becomes more general than the worked example. If the chapter feels easy while you are reading it but difficult when you close the page, you have not yet converted recognition into mastery.

The right pattern is learn, retrieve, time yourself, review errors, and then repeat on a mixed set.

Practice while you read

Strategy and repetition guided practice

Build reliable strategy for reading comprehension and grammar while reducing avoidable misses under time pressure.

@@TOKEN_0@@ Work a academic reading and writing foundations problem built around reading comprehension. Explain the setup, the governing method, and the final conclusion you would defend.

- Hint: Return to the key idea reading comprehension and identify what assumptions, variables, or constraints must be fixed before you work forward.
- Step 1: State why reading comprehension is the controlling idea in this problem.
- Step 2: List the variables, assumptions, and governing relationships before trying to solve.
- Step 3: Carry the reasoning forward in a clean sequence and end with a technical interpretation.
- Checkpoint: A strong checkpoint answer identifies reading comprehension, builds a disciplined setup, and defends a final conclusion.

@@TOKEN_0@@ Work a academic reading and writing foundations problem built around grammar. Explain the setup, the governing method, and the final conclusion you would defend.

- Hint: Return to the key idea grammar and identify what assumptions, variables, or constraints must be fixed before you work forward.
- Step 1: State why grammar is the controlling idea in this problem.
- Step 2: List the variables, assumptions, and governing relationships before trying to solve.
- Step 3: Carry the reasoning forward in a clean sequence and end with a technical interpretation.
- Checkpoint: A strong checkpoint answer identifies grammar, builds a disciplined setup, and defends a final conclusion.

Chapter homework

@@TOKEN_0@@ Build reliable strategy for reading comprehension and grammar while reducing avoidable misses under time pressure.

1. Complete a full academic reading and writing foundations problem centered on reading comprehension. State the setup, the governing method, and the engineering conclusion you would defend.
2. Complete a full academic reading and writing foundations problem centered on grammar. State the setup, the governing method, and the engineering conclusion you would defend.
3. Complete a full academic reading and writing foundations problem centered on paragraphing. State the setup, the governing method, and the engineering conclusion you would defend.
4. Complete a full academic reading and writing foundations problem centered on section pacing. State the setup, the governing method, and the engineering conclusion you would defend.

Answers for these homework problems appear in the back-of-book answer key.

Chapter summary and study notes

- Explain when reading comprehension is the right tool and when it is not.
- Carry a full solution or analysis from setup to conclusion without skipping assumptions.
- Use notation, units, and technical language clearly enough for formal grading.

Study tips

- Name the governing idea first: reading comprehension.
- Write down assumptions and constraints before pushing through calculations or design choices.
- End every serious solution with a technical interpretation, not only a final number or label.

Common traps

- Jumping into symbol manipulation before the governing model is clear.
- Treating the procedure like a script instead of checking whether the assumptions still hold.
- Stopping at the answer line without explaining what the result means in context.

Family-level errors to watch for

- Practicing only untimed and mistaking familiarity for readiness.
- Reviewing missed questions passively instead of classifying the error.
- Failing to develop a repeatable pacing and triage routine.

Chapter 3

Chapter 3 Mixed sets and decision speed

Chapter purpose

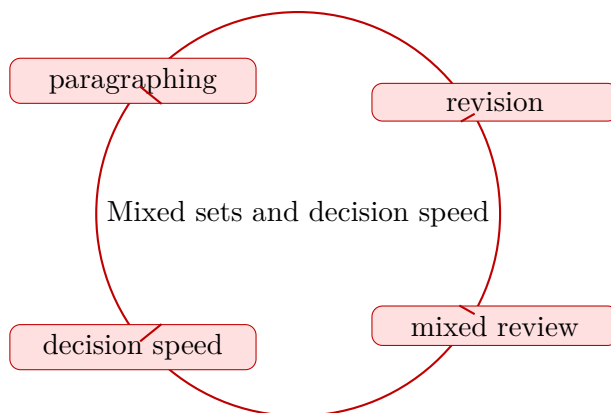
Blend the course domains so students can move from prompt recognition into accurate execution without wasting time.

This chapter sits in the middle of Academic Reading and Writing Foundations. It develops paragraphing, revision, mixed review, and decision speed so that the student can move from explanation to execution without losing the thread of the course.

This chapter is not only about what to know; it is about how to show that knowledge reliably under test conditions. The text therefore combines content review with process habits such as pacing, triage, notation discipline, and post-question correction.

Core ideas

- paragraphing
- revision
- mixed review
- decision speed



How to think through this chapter

Method in this family starts with identifying the prompt type, deciding how much time the question deserves, and selecting the fastest defensible path. Students should always review wrong answers for pattern, not just for the one missed fact.

When working this chapter, keep the following question active: @@TOKEN_0@@ A good student answer should connect setup, assumptions, and conclusion instead of only chasing a final number or sentence.

Blend the course domains so students can move from prompt recognition into accurate execution without wasting time.

Why Mixed sets and decision speed matters in Academic Reading and Writing Foundations

Mixed sets and decision speed is not just another topic block. It is where students learn to organize their thinking so that paragraphing becomes a deliberate tool instead of a memorized step list.

Summit treats this lesson as applied reasoning: students should be able to say what the model is doing, what assumptions it needs, and why the conclusion would hold up under review.

How strong students move through this material

The strongest approach is to begin with the governing idea, then connect it to the problem setup, and only then carry out the detailed work. In this lesson that usually means centering paragraphing before letting algebra, computation, or design detail take over.

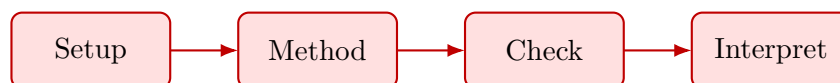
When revision enters the picture, the student should already know what variables, constraints, or interpretations matter. That prevents the work from collapsing into disconnected steps.

What to watch for when the work gets harder

mixed review usually separate surface familiarity from real mastery. This is where students need to slow down, keep notation disciplined, and explain why the method choice still fits the problem.

A top-quality solution is not just correct. It is organized, explicit about assumptions, and clear enough that another engineer or instructor could audit the logic without guessing what was meant.

Worked example



@@TOKEN_0@@ Outline a complete academic reading and writing foundations approach that uses paragraphing to reason through revision.

1. Start by identifying the governing principle behind paragraphing and state the assumptions that make it valid in this setting.
2. Define the variables, coordinate choices, constraints, or design criteria that control revision.
3. Carry the method through in a disciplined sequence, showing where paragraphing shapes the setup and intermediate steps.
4. Close with an engineering interpretation that explains what the result means and why the conclusion is reasonable.

Read this example twice: once for the flow of ideas and once for the technical structure of the solution.

Worked-through guided example

@@TOKEN_0@@ Work a academic reading and writing foundations problem built around paragraphing. Explain the setup, the governing method, and the final conclusion you would defend.

1. State why paragraphing is the controlling idea in this problem.
2. List the variables, assumptions, and governing relationships before trying to solve.
3. Carry the reasoning forward in a clean sequence and end with a technical interpretation.

A complete solution begins from paragraphing, applies the correct course method, and closes with a written interpretation that explains why the result is reasonable.

Instructor commentary

Students should annotate this chapter for structure, not just facts. Mark where the argument changes direction, where the method requires a hidden assumption, and where the conclusion becomes more general than the worked example. If the chapter feels easy while you are reading it but difficult when you close the page, you have not yet converted recognition into mastery.

The right pattern is learn, retrieve, time yourself, review errors, and then repeat on a mixed set.

Practice while you read

Mixed sets and decision speed guided practice

Blend the course domains so students can move from prompt recognition into accurate execution without wasting time.

@@TOKEN_0@@ Work a academic reading and writing foundations problem built around paragraphing. Explain the setup, the governing method, and the final conclusion you would defend.

- Hint: Return to the key idea paragraphing and identify what assumptions, variables, or constraints must be fixed before you work forward.
- Step 1: State why paragraphing is the controlling idea in this problem.
- Step 2: List the variables, assumptions, and governing relationships before trying to solve.
- Step 3: Carry the reasoning forward in a clean sequence and end with a technical interpretation.
- Checkpoint: A strong checkpoint answer identifies paragraphing, builds a disciplined setup, and defends a final conclusion.

@@TOKEN_0@@ Work a academic reading and writing foundations problem built around revision. Explain the setup, the governing method, and the final conclusion you would defend.

- Hint: Return to the key idea revision and identify what assumptions, variables, or constraints must be fixed before you work forward.
- Step 1: State why revision is the controlling idea in this problem.
- Step 2: List the variables, assumptions, and governing relationships before trying to solve.
- Step 3: Carry the reasoning forward in a clean sequence and end with a technical interpretation.
- Checkpoint: A strong checkpoint answer identifies revision, builds a disciplined setup, and defends a final conclusion.

Chapter homework

@@TOKEN_0@@ Blend the course domains so students can move from prompt recognition into accurate execution without wasting time.

1. Complete a full academic reading and writing foundations problem centered on paragraphing. State the setup, the governing method, and the engineering conclusion you would defend.
2. Complete a full academic reading and writing foundations problem centered on revision. State the setup, the governing method, and the engineering conclusion you would defend.
3. Complete a full academic reading and writing foundations problem centered on mixed review. State the setup, the governing method, and the engineering conclusion you would defend.
4. Complete a full academic reading and writing foundations problem centered on decision speed. State the setup, the governing method, and the engineering conclusion you would defend.

Answers for these homework problems appear in the back-of-book answer key.

Chapter summary and study notes

- Explain when paragraphing is the right tool and when it is not.
- Carry a full solution or analysis from setup to conclusion without skipping assumptions.
- Use notation, units, and technical language clearly enough for formal grading.

Study tips

- Name the governing idea first: paragraphing.
- Write down assumptions and constraints before pushing through calculations or design choices.
- End every serious solution with a technical interpretation, not only a final number or label.

Common traps

- Jumping into symbol manipulation before the governing model is clear.
- Treating the procedure like a script instead of checking whether the assumptions still hold.
- Stopping at the answer line without explaining what the result means in context.

Family-level errors to watch for

- Practicing only untimed and mistaking familiarity for readiness.
- Reviewing missed questions passively instead of classifying the error.
- Failing to develop a repeatable pacing and triage routine.

Chapter 4

Chapter 4 Full rehearsal and exam readiness

Chapter purpose

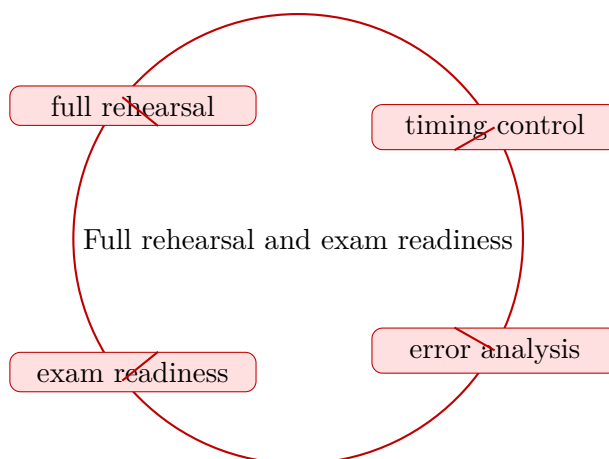
Simulate the test conditions, tighten weak spots, and finish with a Summit mastery exam that mirrors the pressure profile of the target assessment.

This chapter sits at the end of Academic Reading and Writing Foundations. It develops full rehearsal, timing control, error analysis, and exam readiness so that the student can move from explanation to execution without losing the thread of the course.

This chapter is not only about what to know; it is about how to show that knowledge reliably under test conditions. The text therefore combines content review with process habits such as pacing, triage, notation discipline, and post-question correction.

Core ideas

- full rehearsal
- timing control
- error analysis
- exam readiness



How to think through this chapter

Method in this family starts with identifying the prompt type, deciding how much time the question deserves, and selecting the fastest defensible path. Students should always review wrong answers for pattern, not just for the one missed fact.

When working this chapter, keep the following question active: @@TOKEN_0@@ A good student answer should connect setup, assumptions, and conclusion instead of only chasing a final number or sentence.

Simulate the test conditions, tighten weak spots, and finish with a Summit mastery exam that mirrors the pressure profile of the target assessment.

Why Full rehearsal and exam readiness matters in Academic Reading and Writing Foundations

Full rehearsal and exam readiness is not just another topic block. It is where students learn to organize their thinking so that full rehearsal becomes a deliberate tool instead of a memorized step list.

Summit treats this lesson as applied reasoning: students should be able to say what the model is doing, what assumptions it needs, and why the conclusion would hold up under review.

How strong students move through this material

The strongest approach is to begin with the governing idea, then connect it to the problem setup, and only then carry out the detailed work. In this lesson that usually means centering full rehearsal before letting algebra, computation, or design detail take over.

When timing control enters the picture, the student should already know what variables, constraints, or interpretations matter. That prevents the work from collapsing into disconnected

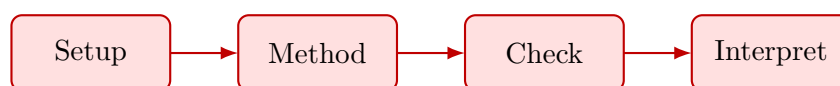
steps.

What to watch for when the work gets harder

error analysis usually separate surface familiarity from real mastery. This is where students need to slow down, keep notation disciplined, and explain why the method choice still fits the problem.

A top-quality solution is not just correct. It is organized, explicit about assumptions, and clear enough that another engineer or instructor could audit the logic without guessing what was meant.

Worked example



@@TOKEN_0@@ Outline a complete academic reading and writing foundations approach that uses full rehearsal to reason through timing control.

1. Start by identifying the governing principle behind full rehearsal and state the assumptions that make it valid in this setting.
2. Define the variables, coordinate choices, constraints, or design criteria that control timing control.
3. Carry the method through in a disciplined sequence, showing where full rehearsal shapes the setup and intermediate steps.
4. Close with an engineering interpretation that explains what the result means and why the conclusion is reasonable.

Read this example twice: once for the flow of ideas and once for the technical structure of the solution.

Worked-through guided example

@@TOKEN_0@@ Work a academic reading and writing foundations problem built around full rehearsal. Explain the setup, the governing method, and the final conclusion you would defend.

1. State why full rehearsal is the controlling idea in this problem.
2. List the variables, assumptions, and governing relationships before trying to solve.
3. Carry the reasoning forward in a clean sequence and end with a technical interpretation.

A complete solution begins from full rehearsal, applies the correct course method, and closes with a written interpretation that explains why the result is reasonable.

Instructor commentary

Students should annotate this chapter for structure, not just facts. Mark where the argument changes direction, where the method requires a hidden assumption, and where the conclusion becomes more general than the worked example. If the chapter feels easy while you are reading it but difficult when you close the page, you have not yet converted recognition into mastery.

The right pattern is learn, retrieve, time yourself, review errors, and then repeat on a mixed set.

Practice while you read

Full rehearsal and exam readiness guided practice

Simulate the test conditions, tighten weak spots, and finish with a Summit mastery exam that mirrors the pressure profile of the target assessment.

@@TOKEN_0@@ Work a academic reading and writing foundations problem built around full rehearsal. Explain the setup, the governing method, and the final conclusion you would defend.

- Hint: Return to the key idea full rehearsal and identify what assumptions, variables, or constraints must be fixed before you work forward.
- Step 1: State why full rehearsal is the controlling idea in this problem.
- Step 2: List the variables, assumptions, and governing relationships before trying to solve.
- Step 3: Carry the reasoning forward in a clean sequence and end with a technical interpretation.
- Checkpoint: A strong checkpoint answer identifies full rehearsal, builds a disciplined setup, and defends a final conclusion.

@@TOKEN_0@@ Work a academic reading and writing foundations problem built around timing control. Explain the setup, the governing method, and the final conclusion you would defend.

- Hint: Return to the key idea timing control and identify what assumptions, variables, or constraints must be fixed before you work forward.
- Step 1: State why timing control is the controlling idea in this problem.
- Step 2: List the variables, assumptions, and governing relationships before trying to solve.
- Step 3: Carry the reasoning forward in a clean sequence and end with a technical interpretation.
- Checkpoint: A strong checkpoint answer identifies timing control, builds a disciplined setup, and defends a final conclusion.

Chapter homework

@@TOKEN_0@@ Simulate the test conditions, tighten weak spots, and finish with a Summit mastery exam that mirrors the pressure profile of the target assessment.

1. Complete a full academic reading and writing foundations problem centered on full rehearsal. State the setup, the governing method, and the engineering conclusion you would defend.
2. Complete a full academic reading and writing foundations problem centered on timing control. State the setup, the governing method, and the engineering conclusion you would defend.
3. Complete a full academic reading and writing foundations problem centered on error analysis. State the setup, the governing method, and the engineering conclusion you would defend.
4. Complete a full academic reading and writing foundations problem centered on exam readiness. State the setup, the governing method, and the engineering conclusion you would defend.

Answers for these homework problems appear in the back-of-book answer key.

Chapter summary and study notes

- Explain when full rehearsal is the right tool and when it is not.
- Carry a full solution or analysis from setup to conclusion without skipping assumptions.
- Use notation, units, and technical language clearly enough for formal grading.

Study tips

- Name the governing idea first: full rehearsal.
- Write down assumptions and constraints before pushing through calculations or design choices.
- End every serious solution with a technical interpretation, not only a final number or label.

Common traps

- Jumping into symbol manipulation before the governing model is clear.
- Treating the procedure like a script instead of checking whether the assumptions still hold.
- Stopping at the answer line without explaining what the result means in context.

Family-level errors to watch for

- Practicing only untimed and mistaking familiarity for readiness.
- Reviewing missed questions passively instead of classifying the error.
- Failing to develop a repeatable pacing and triage routine.

Chapter 5

Quiz review and official exam preparation

Homework structure

- Homework Set 1: Foundations and format: 4 graded problems attached to chapter 1.
- Homework Set 2: Strategy and repetition: 4 graded problems attached to chapter 2.
- Homework Set 3: Mixed sets and decision speed: 4 graded problems attached to chapter 3.
- Homework Set 4: Full rehearsal and exam readiness: 4 graded problems attached to chapter 4.

Quiz structure

- Quiz 1: Foundations and format and Strategy and repetition: 4 questions, timed, and single-attempt in the live course. Quiz 1 should be taken only after you can solve the chapter homework without outside prompts.
- Quiz 2: Mixed sets and decision speed and Full rehearsal and exam readiness: 4 questions, timed, and single-attempt in the live course. Quiz 2 should be taken only after you can solve the chapter homework without outside prompts.

Official mastery exam

- Academic Reading and Writing Foundations cumulative mastery exam: 5 major questions, High rigor, first official attempt locks the course grade.

Academic Reading and Writing Foundations cumulative mastery exam preparation checklist

- Review every lesson in Academic Reading and Writing Foundations and be able to explain why each method is used, not only how it is executed.

- Practice complete written solutions, because Summit grades setup quality, assumptions, and interpretation directly.
- Use the guided practice and quizzes until you can explain the method flow without outside prompts.
- Expect the official exam to combine method choice, disciplined setup, and a defended conclusion in the same answer.

How to use this book before assessment

- Read the relevant chapter and rebuild both worked examples without looking.
- Solve the guided practice in the chapter before attempting the graded homework.
- Check your chapter-homework answers only after you complete a full written attempt.
- Review the quiz answer key after each chapter block and classify your errors by concept, setup, algebra, or interpretation.
- Before the official exam, revisit the chapter purposes, homework corrections, and answer-key notes rather than rereading formulas only.

Chapter 6

Course vocabulary index

- @@TOKEN_0@@: treat this as a working term in the course. You should be able to define it, recognize where it appears, and use it correctly in a solution or explanation.
- @@TOKEN_0@@: treat this as a working term in the course. You should be able to define it, recognize where it appears, and use it correctly in a solution or explanation.
- @@TOKEN_0@@: treat this as a working term in the course. You should be able to define it, recognize where it appears, and use it correctly in a solution or explanation.
- @@TOKEN_0@@: treat this as a working term in the course. You should be able to define it, recognize where it appears, and use it correctly in a solution or explanation.
- @@TOKEN_0@@: treat this as a working term in the course. You should be able to define it, recognize where it appears, and use it correctly in a solution or explanation.
- @@TOKEN_0@@: treat this as a working term in the course. You should be able to define it, recognize where it appears, and use it correctly in a solution or explanation.
- @@TOKEN_0@@: treat this as a working term in the course. You should be able to define it, recognize where it appears, and use it correctly in a solution or explanation.
- @@TOKEN_0@@: treat this as a working term in the course. You should be able to define it, recognize where it appears, and use it correctly in a solution or explanation.
- @@TOKEN_0@@: treat this as a working term in the course. You should be able to define it, recognize where it appears, and use it correctly in a solution or explanation.
- @@TOKEN_0@@: treat this as a working term in the course. You should be able to define it, recognize where it appears, and use it correctly in a solution or explanation.
- @@TOKEN_0@@: treat this as a working term in the course. You should be able to define it, recognize where it appears, and use it correctly in a solution or explanation.
- @@TOKEN_0@@: treat this as a working term in the course. You should be able to define it, recognize where it appears, and use it correctly in a solution or explanation.
- @@TOKEN_0@@: treat this as a working term in the course. You should be able to define it, recognize where it appears, and use it correctly in a solution or explanation.
- @@TOKEN_0@@: treat this as a working term in the course. You should be able to define it, recognize where it appears, and use it correctly in a solution or explanation.

Chapter 7

Back-of-book answers and solution outlines

Guided practice answer key

Chapter 1: Foundations and format

@@TOKEN_0@@

1. Work a academic reading and writing foundations problem built around reading comprehension. Explain the setup, the governing method, and the final conclusion you would defend.

- Checkpoint answer: A strong checkpoint answer identifies reading comprehension, builds a disciplined setup, and defends a final conclusion. - Solution note: A complete solution begins from reading comprehension, applies the correct course method, and closes with a written interpretation that explains why the result is reasonable.

1. Work a academic reading and writing foundations problem built around grammar. Explain the setup, the governing method, and the final conclusion you would defend.

- Checkpoint answer: A strong checkpoint answer identifies grammar, builds a disciplined setup, and defends a final conclusion. - Solution note: A complete solution begins from grammar, applies the correct course method, and closes with a written interpretation that explains why the result is reasonable.

1. Work a academic reading and writing foundations problem built around timing strategy. Explain the setup, the governing method, and the final conclusion you would defend.

- Checkpoint answer: A strong checkpoint answer identifies timing strategy, builds a disciplined setup, and defends a final conclusion. - Solution note: A complete solution begins from timing strategy, applies the correct course method, and closes with a written interpretation that explains why the result is reasonable.

Chapter 2: Strategy and repetition

@@TOKEN_0@@

1. Work a academic reading and writing foundations problem built around reading comprehension. Explain the setup, the governing method, and the final conclusion you would defend.

- Checkpoint answer: A strong checkpoint answer identifies reading comprehension, builds a disciplined setup, and defends a final conclusion. - Solution note: A complete solution begins from reading comprehension, applies the correct course method, and closes with a written interpretation that explains why the result is reasonable.

1. Work a academic reading and writing foundations problem built around grammar. Explain the setup, the governing method, and the final conclusion you would defend.

- Checkpoint answer: A strong checkpoint answer identifies grammar, builds a disciplined setup, and defends a final conclusion. - Solution note: A complete solution begins from grammar, applies the correct course method, and closes with a written interpretation that explains why the result is reasonable.

1. Work a academic reading and writing foundations problem built around paragraphing. Explain the setup, the governing method, and the final conclusion you would defend.

- Checkpoint answer: A strong checkpoint answer identifies paragraphing, builds a disciplined setup, and defends a final conclusion. - Solution note: A complete solution begins from paragraphing, applies the correct course method, and closes with a written interpretation that explains why the result is reasonable.

Chapter 3: Mixed sets and decision speed

@@TOKEN_0@@

1. Work a academic reading and writing foundations problem built around paragraphing. Explain the setup, the governing method, and the final conclusion you would defend.

- Checkpoint answer: A strong checkpoint answer identifies paragraphing, builds a disciplined setup, and defends a final conclusion. - Solution note: A complete solution begins from paragraphing, applies the correct course method, and closes with a written interpretation that explains why the result is reasonable.

1. Work a academic reading and writing foundations problem built around revision. Explain the setup, the governing method, and the final conclusion you would defend.

- Checkpoint answer: A strong checkpoint answer identifies revision, builds a disciplined setup, and defends a final conclusion. - Solution note: A complete solution begins from revision, applies the correct course method, and closes with a written interpretation that explains why the result is reasonable.

1. Work a academic reading and writing foundations problem built around mixed review. Explain the setup, the governing method, and the final conclusion you would defend.

- Checkpoint answer: A strong checkpoint answer identifies mixed review, builds a disciplined setup, and defends a final conclusion. - Solution note: A complete solution begins from mixed review, applies the correct course method, and closes with a written interpretation that explains why the result is reasonable.

Chapter 4: Full rehearsal and exam readiness

@@TOKEN_0@@

1. Work a academic reading and writing foundations problem built around full rehearsal. Explain the setup, the governing method, and the final conclusion you would defend.

- Checkpoint answer: A strong checkpoint answer identifies full rehearsal, builds a disciplined setup, and defends a final conclusion. - Solution note: A complete solution begins from full rehearsal, applies the correct course method, and closes with a written interpretation that explains why the result is reasonable.

1. Work a academic reading and writing foundations problem built around timing control. Explain the setup, the governing method, and the final conclusion you would defend.

- Checkpoint answer: A strong checkpoint answer identifies timing control, builds a disciplined setup, and defends a final conclusion. - Solution note: A complete solution begins from timing control, applies the correct course method, and closes with a written interpretation that explains why the result is reasonable.

1. Work a academic reading and writing foundations problem built around error analysis. Explain the setup, the governing method, and the final conclusion you would defend.

- Checkpoint answer: A strong checkpoint answer identifies error analysis, builds a disciplined setup, and defends a final conclusion. - Solution note: A complete solution begins from error analysis, applies the correct course method, and closes with a written interpretation that explains why the result is reasonable.

Homework answer key

Homework Set 1: Foundations and format

1. Complete a full academic reading and writing foundations problem centered on reading comprehension. State the setup, the governing method, and the engineering conclusion you would defend.

- Answer / solution summary: A strong answer identifies the governing model for reading comprehension, states assumptions explicitly, works through the key analytical steps, and closes with a technically defensible conclusion tied to the scenario.

1. Complete a full academic reading and writing foundations problem centered on grammar. State the setup, the governing method, and the engineering conclusion you would defend.

- Answer / solution summary: A strong answer identifies the governing model for grammar, states assumptions explicitly, works through the key analytical steps, and closes with a technically defensible conclusion tied to the scenario.

1. Complete a full academic reading and writing foundations problem centered on timing strategy. State the setup, the governing method, and the engineering conclusion you would defend.

- Answer / solution summary: A strong answer identifies the governing model for timing strategy, states assumptions explicitly, works through the key analytical steps, and closes with a technically defensible conclusion tied to the scenario.

1. Complete a full academic reading and writing foundations problem centered on error analysis. State the setup, the governing method, and the engineering conclusion you would defend.

- Answer / solution summary: A strong answer identifies the governing model for error analysis, states assumptions explicitly, works through the key analytical steps, and closes with a technically defensible conclusion tied to the scenario.

Homework Set 2: Strategy and repetition

1. Complete a full academic reading and writing foundations problem centered on reading comprehension. State the setup, the governing method, and the engineering conclusion you would defend.

- Answer / solution summary: A strong answer identifies the governing model for reading comprehension, states assumptions explicitly, works through the key analytical steps, and closes with a technically defensible conclusion tied to the scenario.

1. Complete a full academic reading and writing foundations problem centered on grammar. State the setup, the governing method, and the engineering conclusion you would defend.

- Answer / solution summary: A strong answer identifies the governing model for grammar, states assumptions explicitly, works through the key analytical steps, and closes with a technically defensible conclusion tied to the scenario.

1. Complete a full academic reading and writing foundations problem centered on paragraphing. State the setup, the governing method, and the engineering conclusion you would defend.

- Answer / solution summary: A strong answer identifies the governing model for paragraphing, states assumptions explicitly, works through the key analytical steps, and closes with a technically defensible conclusion tied to the scenario.

1. Complete a full academic reading and writing foundations problem centered on section pacing. State the setup, the governing method, and the engineering conclusion you would defend.

- Answer / solution summary: A strong answer identifies the governing model for section pacing, states assumptions explicitly, works through the key analytical steps, and closes with a technically defensible conclusion tied to the scenario.

Homework Set 3: Mixed sets and decision speed

1. Complete a full academic reading and writing foundations problem centered on paragraphing. State the setup, the governing method, and the engineering conclusion you would defend.

- Answer / solution summary: A strong answer identifies the governing model for paragraphing, states assumptions explicitly, works through the key analytical steps, and closes with a technically defensible conclusion tied to the scenario.

1. Complete a full academic reading and writing foundations problem centered on revision. State the setup, the governing method, and the engineering conclusion you would defend.

- Answer / solution summary: A strong answer identifies the governing model for revision, states assumptions explicitly, works through the key analytical steps, and closes with a technically defensible conclusion tied to the scenario.

1. Complete a full academic reading and writing foundations problem centered on mixed review. State the setup, the governing method, and the engineering conclusion you would defend.

- Answer / solution summary: A strong answer identifies the governing model for mixed review, states assumptions explicitly, works through the key analytical steps, and closes with a technically defensible conclusion tied to the scenario.

1. Complete a full academic reading and writing foundations problem centered on decision speed. State the setup, the governing method, and the engineering conclusion you would defend.

- Answer / solution summary: A strong answer identifies the governing model for decision speed, states assumptions explicitly, works through the key analytical steps, and closes with a technically defensible conclusion tied to the scenario.

Homework Set 4: Full rehearsal and exam readiness

1. Complete a full academic reading and writing foundations problem centered on full rehearsal. State the setup, the governing method, and the engineering conclusion you would defend.

- Answer / solution summary: A strong answer identifies the governing model for full rehearsal, states assumptions explicitly, works through the key analytical steps, and closes with a technically defensible conclusion tied to the scenario.

1. Complete a full academic reading and writing foundations problem centered on timing control. State the setup, the governing method, and the engineering conclusion you would defend.

- Answer / solution summary: A strong answer identifies the governing model for timing control, states assumptions explicitly, works through the key analytical steps, and closes with a technically defensible conclusion tied to the scenario.

1. Complete a full academic reading and writing foundations problem centered on error analysis. State the setup, the governing method, and the engineering conclusion you would defend.

- Answer / solution summary: A strong answer identifies the governing model for error analysis, states assumptions explicitly, works through the key analytical steps, and closes with a technically defensible conclusion tied to the scenario.

1. Complete a full academic reading and writing foundations problem centered on exam readiness. State the setup, the governing method, and the engineering conclusion you would defend.

- Answer / solution summary: A strong answer identifies the governing model for exam readiness, states assumptions explicitly, works through the key analytical steps, and closes with a technically defensible conclusion tied to the scenario.

Quiz answer key

Quiz 1: Foundations and format and Strategy and repetition

1. Which topic is a direct priority inside Foundations and format?

- Answer key: reading comprehension. reading comprehension is named directly in the Foundations and format study block and is one of the required ideas for mastery in this course.

1. Which topic is a direct priority inside Foundations and format?

- Answer key: grammar. grammar is named directly in the Foundations and format study block and is one of the required ideas for mastery in this course.

1. Which topic is a direct priority inside Strategy and repetition?

- Answer key: reading comprehension. reading comprehension is named directly in the Strategy and repetition study block and is one of the required ideas for mastery in this course.

1. Which topic is a direct priority inside Strategy and repetition?

- Answer key: grammar. grammar is named directly in the Strategy and repetition study block and is one of the required ideas for mastery in this course.

Quiz 2: Mixed sets and decision speed and Full rehearsal and exam readiness

1. Which topic is a direct priority inside Mixed sets and decision speed?

- Answer key: paragraphing. paragraphing is named directly in the Mixed sets and decision speed study block and is one of the required ideas for mastery in this course.

1. Which topic is a direct priority inside Mixed sets and decision speed?

- Answer key: revision. revision is named directly in the Mixed sets and decision speed study block and is one of the required ideas for mastery in this course.

1. Which topic is a direct priority inside Full rehearsal and exam readiness?

- Answer key: full rehearsal. full rehearsal is named directly in the Full rehearsal and exam readiness study block and is one of the required ideas for mastery in this course.

1. Which topic is a direct priority inside Full rehearsal and exam readiness?

- Answer key: timing control. timing control is named directly in the Full rehearsal and exam readiness study block and is one of the required ideas for mastery in this course.

Mastery exam solution outlines

Academic Reading and Writing Foundations cumulative mastery exam

1. Explain how reading comprehension is used inside Academic Reading and Writing Foundations to analyze or design around grammar. Give the method, the assumptions that matter, and the conclusion you would stand behind.

- What to show: The governing principle behind reading comprehension; A disciplined setup for grammar; A clear engineering conclusion - Solution outline: A strong solution identifies the governing principle for reading comprehension before jumping into algebra, computation, or design detail. The work should connect reading comprehension to grammar with explicit assumptions, a defensible setup, and a technically clear conclusion.

1. Explain how reading comprehension is used inside Academic Reading and Writing Foundations to analyze or design around grammar. Give the method, the assumptions that matter, and the conclusion you would stand behind.

- What to show: The governing principle behind reading comprehension; A disciplined setup for grammar; A clear engineering conclusion - Solution outline: A strong solution identifies the governing principle for reading comprehension before jumping into algebra, computation, or design detail. The work should connect reading comprehension to grammar with explicit assumptions, a defensible setup, and a technically clear conclusion.

1. Explain how paragraphing is used inside Academic Reading and Writing Foundations to analyze or design around revision. Give the method, the assumptions that matter, and the conclusion you would stand behind.

- What to show: The governing principle behind paragraphing; A disciplined setup for revision; A clear engineering conclusion - Solution outline: A strong solution identifies the governing principle for paragraphing before jumping into algebra, computation, or design detail. The work should connect paragraphing to revision with explicit assumptions, a defensible setup, and a technically clear conclusion.

1. Explain how full rehearsal is used inside Academic Reading and Writing Foundations to analyze or design around timing control. Give the method, the assumptions that matter, and the conclusion you would stand behind.

- What to show: The governing principle behind full rehearsal; A disciplined setup for timing control; A clear engineering conclusion - Solution outline: A strong solution identifies the governing principle for full rehearsal before jumping into algebra, computation, or design detail. The work should connect full rehearsal to timing control with explicit assumptions, a defensible setup, and a technically clear conclusion.

1. Write a cumulative response that shows how a student in Academic Reading and Writing Foundations should move from problem statement to defended result. Use the course outcomes to explain what high-quality work looks like.

- What to show: A staged engineering workflow; The assumptions or modeling choices that control the result; A defended final interpretation - Solution outline: A strong answer reflects the course outcome "Demonstrate control over reading comprehension and grammar inside Academic Reading and Writing Foundations." and explains how disciplined setup, method choice, and interpretation fit together. The response should describe a full workflow, not isolated vocabulary words.

Reference note

For the full bibliography behind this textbook, use @@TOKEN_0@@. The answer key in this book is Summit-authored and aligned to the live course runtime.