

# Summit EEMS 452: Earth, Energy, and Marine Elective II

Summit fully illustrated textbook edition

---



Original Summit-authored instructional text generated from the live course runtime,  
bibliography layer, and assessment structure.

March 22, 2026

@@TOKEN\_0@@ Summit first edition draft @@TOKEN\_1@@ college @@TOKEN\_2@@ 3 @@TO-  
KEN\_3@@ 14 weeks @@TOKEN\_4@@ 6-9 hours each week

# Originality note

This textbook is a Summit-authored instructional text. It is informed by the course bibliography in @@TOKEN\_0@@ and by open academic references used elsewhere in Summit, but it does not copy or restate any single commercial textbook.

# How this textbook was built

This book was generated from the live Summit course runtime for Earth, Energy, and Marine Elective II: the syllabus, lesson sequence, reading chapters, guided practice, homework sets, quizzes, mastery exam, and workload standard. The design goal is to give a student a usable, course-complete book while preserving original Summit wording and sequencing.

Second advanced elective supporting additional depth across earth, energy, or marine engineering domains. Summit positions this course around additional depth in a selected earth, energy, or marine domain.

Systems chapters should keep interactions, constraints, and decision consequences visible instead of treating each variable in isolation.

This volume is structured as a teaching book rather than a bare note pack. Every chapter contains explanation, worked examples, guided practice, chapter homework, and a rear answer key so the student can study independently and still get disciplined feedback.

# Course use guide

- Read one chapter at a time in sequence; each chapter is aligned to a live lesson block in the course workspace.
- Rebuild the worked examples before attempting the graded homework or quiz material.
- Keep a scratch notebook beside the text and write down assumptions, diagrams, and the points where you usually get stuck.
- Use the course tutor, guided practice, and homework only after you can explain the chapter in your own words.

# Contents

Originality note	ii
How this textbook was built	iii
Course use guide	iv
Course map	vi
Prerequisite and readiness position	vii
Semester workload standard	viii
Reference basis	ix
1 Chapter 1 Foundations and governing ideas	1
2 Chapter 2 Core methods and notation discipline	7
3 Chapter 3 Extended methods and decision workflow	13
4 Chapter 4 Applications and system interpretation	19
5 Chapter 5 Integrated casework and professional communication	25
6 Chapter 6 Cumulative review and official assessment	31
7 Quiz review and official exam preparation	37
8 Course vocabulary index	39

**9 Back-of-book answers and solution outlines**

**40**

# Course map

- 6 live lesson chapters
- 6 graded homework checkpoints
- 3 timed quizzes
- 1 cumulative mastery exam
- 5 declared course outcomes

# Prerequisite and readiness position

Course prerequisites: earth-energy-engineering-elective-i.

This course assumes the prerequisite tools are usable without reteaching them during the term. Summit treats prerequisites as active working knowledge, not paperwork only.

# Semester workload standard

Summit runtime workload label: 6-9 hours each week.

# Reference basis

Primary synthesis anchors from the bibliography for this course (50 listed references total):

1. Introduction to Nuclear Engineering
2. Nuclear Reactor Analysis
3. Handbook of Marine Craft Hydrodynamics and Motion Control
4. Petroleum Reservoir Engineering Practice
5. Engineering and Mining Journal Handbook
6. Theory of Nuclear Fission
7. Foundations in Applied Nuclear Engineering Analysis
8. Optimal Shutdown Control of Nuclear Reactors : Mathematics in Science and Engineering

# Chapter 1

## Chapter 1 Foundations and governing ideas

### Chapter purpose

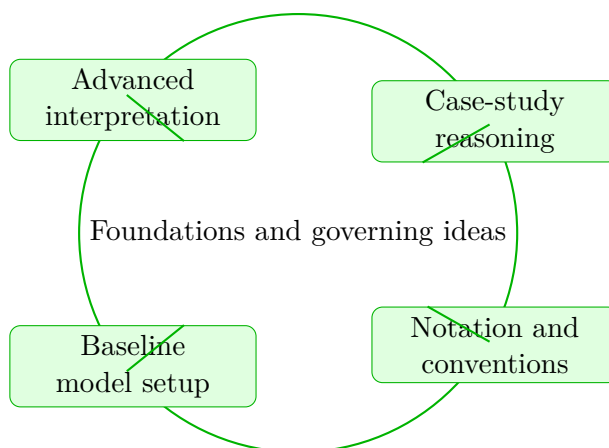
Earth, Energy, and Marine Elective II concentrates on advanced interpretation and case-study reasoning in the context of additional depth in a selected earth, energy, or marine domain.

This chapter sits at the opening of Earth, Energy, and Marine Elective II. It develops Advanced interpretation, Case-study reasoning, Notation and conventions, and Baseline model setup so that the student can move from explanation to execution without losing the thread of the course.

The student should read this chapter with a network mindset. Whether the subject is management, operations, infrastructure, or policy, the point is to see how local choices reshape the whole system. The book therefore emphasizes interdependence, feedback, and tradeoff reasoning.

### Core ideas

- Advanced interpretation
- Case-study reasoning
- Notation and conventions
- Baseline model setup



## How to think through this chapter

Method in this family usually starts by naming the system boundary, the objective function or decision goal, the important constraints, and the major stakeholders. From there the student should structure the analysis so that recommendations remain traceable to evidence.

When working this chapter, keep the following question active: @@TOKEN\_0@@ A good student answer should connect setup, assumptions, and conclusion instead of only chasing a final number or sentence.

Earth, Energy, and Marine Elective II concentrates on advanced interpretation and case-study reasoning in the context of additional depth in a selected earth, energy, or marine domain.

## Why Foundations and governing ideas matters in Earth, Energy, and Marine Elective II

Foundations and governing ideas is not just another topic block. It is where students learn to organize their thinking so that advanced interpretation becomes a deliberate tool instead of a memorized step list.

Summit treats this lesson as applied reasoning: students should be able to say what the model is doing, what assumptions it needs, and why the conclusion would hold up under review.

## How strong students move through this material

The strongest approach is to begin with the governing idea, then connect it to the problem setup, and only then carry out the detailed work. In this lesson that usually means centering advanced interpretation before letting algebra, computation, or design detail take over.

When case-study reasoning enters the picture, the student should already know what variables, constraints, or interpretations matter. That prevents the work from collapsing into disconnected

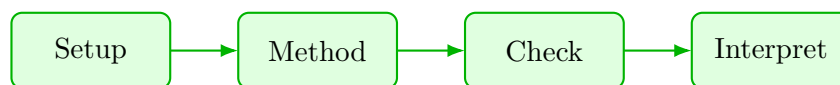
steps.

## What to watch for when the work gets harder

Notation and conventions usually separate surface familiarity from real mastery. This is where students need to slow down, keep notation disciplined, and explain why the method choice still fits the problem.

A top-quality solution is not just correct. It is organized, explicit about assumptions, and clear enough that another engineer or instructor could audit the logic without guessing what was meant.

## Worked example



@@TOKEN\_0@@ Outline a complete earth, energy, and marine elective ii approach that uses advanced interpretation to reason through case-study reasoning.

1. Start by identifying the governing principle behind advanced interpretation and state the assumptions that make it valid in this setting.
2. Define the variables, coordinate choices, constraints, or design criteria that control case-study reasoning.
3. Carry the method through in a disciplined sequence, showing where advanced interpretation shapes the setup and intermediate steps.
4. Close with an engineering interpretation that explains what the result means and why the conclusion is reasonable.

Read this example twice: once for the flow of ideas and once for the technical structure of the solution.

## Worked-through guided example

@@TOKEN\_0@@ Work a earth, energy, and marine elective ii problem built around advanced interpretation. Explain the setup, the governing method, and the final conclusion you would defend.

1. State why advanced interpretation is the controlling idea in this problem.
2. List the variables, assumptions, and governing relationships before trying to solve.

3. Carry the reasoning forward in a clean sequence and end with a technical interpretation.

A complete solution begins from advanced interpretation, applies the correct course method, and closes with a written interpretation that explains why the result is reasonable.

## Instructor commentary

Students should annotate this chapter for structure, not just facts. Mark where the argument changes direction, where the method requires a hidden assumption, and where the conclusion becomes more general than the worked example. If the chapter feels easy while you are reading it but difficult when you close the page, you have not yet converted recognition into mastery.

Study should alternate between framework notes, applied cases, and short decision memos so that analysis and communication stay connected.

## Practice while you read

#### Foundations and governing ideas guided practice

Earth, Energy, and Marine Elective II concentrates on advanced interpretation and case-study reasoning in the context of additional depth in a selected earth, energy, or marine domain.

@@TOKEN\_0@@ Work a earth, energy, and marine elective ii problem built around advanced interpretation. Explain the setup, the governing method, and the final conclusion you would defend.

- Hint: Return to the key idea advanced interpretation and identify what assumptions, variables, or constraints must be fixed before you work forward.
- Step 1: State why advanced interpretation is the controlling idea in this problem.
- Step 2: List the variables, assumptions, and governing relationships before trying to solve.
- Step 3: Carry the reasoning forward in a clean sequence and end with a technical interpretation.
- Checkpoint: A strong checkpoint answer identifies advanced interpretation, builds a disciplined setup, and defends a final conclusion.

@@TOKEN\_0@@ Work a earth, energy, and marine elective ii problem built around case-study reasoning. Explain the setup, the governing method, and the final conclusion you would defend.

- Hint: Return to the key idea case-study reasoning and identify what assumptions, variables, or constraints must be fixed before you work forward.
- Step 1: State why case-study reasoning is the controlling idea in this problem.
- Step 2: List the variables, assumptions, and governing relationships before trying to solve.

- Step 3: Carry the reasoning forward in a clean sequence and end with a technical interpretation.
- Checkpoint: A strong checkpoint answer identifies case-study reasoning, builds a disciplined setup, and defends a final conclusion.

## Chapter homework

@@TOKEN\_0@@ Earth, Energy, and Marine Elective II concentrates on advanced interpretation and case-study reasoning in the context of additional depth in a selected earth, energy, or marine domain.

1. Complete a full earth, energy, and marine elective ii problem centered on advanced interpretation. State the setup, the governing method, and the engineering conclusion you would defend.
2. Complete a full earth, energy, and marine elective ii problem centered on case-study reasoning. State the setup, the governing method, and the engineering conclusion you would defend.
3. Complete a full earth, energy, and marine elective ii problem centered on notation and conventions. State the setup, the governing method, and the engineering conclusion you would defend.
4. Complete a full earth, energy, and marine elective ii problem centered on baseline model setup. State the setup, the governing method, and the engineering conclusion you would defend.

Answers for these homework problems appear in the back-of-book answer key.

## Chapter summary and study notes

- Explain when advanced interpretation is the right tool and when it is not.
- Carry a full solution or analysis from setup to conclusion without skipping assumptions.
- Use notation, units, and technical language clearly enough for formal grading.

## Study tips

- Name the governing idea first: Advanced interpretation.
- Write down assumptions and constraints before pushing through calculations or design choices.
- End every serious solution with a technical interpretation, not only a final number or label.

## Common traps

- Jumping into symbol manipulation before the governing model is clear.

- Treating the procedure like a script instead of checking whether the assumptions still hold.
- Stopping at the answer line without explaining what the result means in context.

### **Family-level errors to watch for**

- Optimizing one piece of the system without checking spillover effects.
- Confusing a metric with the real decision objective.
- Making recommendations without showing the logic or tradeoffs behind them.

## Chapter 2

# Chapter 2 Core methods and notation discipline

### Chapter purpose

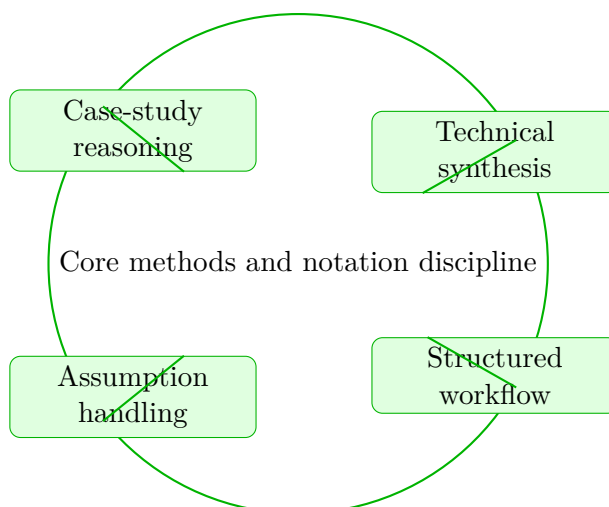
Earth, Energy, and Marine Elective II concentrates on case-study reasoning and technical synthesis in the context of additional depth in a selected earth, energy, or marine domain.

This chapter sits in the middle of Earth, Energy, and Marine Elective II. It develops Case-study reasoning, Technical synthesis, Structured workflow, and Assumption handling so that the student can move from explanation to execution without losing the thread of the course.

The student should read this chapter with a network mindset. Whether the subject is management, operations, infrastructure, or policy, the point is to see how local choices reshape the whole system. The book therefore emphasizes interdependence, feedback, and tradeoff reasoning.

### Core ideas

- Case-study reasoning
- Technical synthesis
- Structured workflow
- Assumption handling



## How to think through this chapter

Method in this family usually starts by naming the system boundary, the objective function or decision goal, the important constraints, and the major stakeholders. From there the student should structure the analysis so that recommendations remain traceable to evidence.

When working this chapter, keep the following question active: @@TOKEN\_0@@ A good student answer should connect setup, assumptions, and conclusion instead of only chasing a final number or sentence.

Earth, Energy, and Marine Elective II concentrates on case-study reasoning and technical synthesis in the context of additional depth in a selected earth, energy, or marine domain.

## Why Core methods and notation discipline matters in Earth, Energy, and Marine Elective II

Core methods and notation discipline is not just another topic block. It is where students learn to organize their thinking so that case-study reasoning becomes a deliberate tool instead of a memorized step list.

Summit treats this lesson as applied reasoning: students should be able to say what the model is doing, what assumptions it needs, and why the conclusion would hold up under review.

## How strong students move through this material

The strongest approach is to begin with the governing idea, then connect it to the problem setup, and only then carry out the detailed work. In this lesson that usually means centering case-study reasoning before letting algebra, computation, or design detail take over.

When technical synthesis enters the picture, the student should already know what variables,

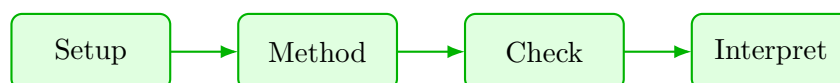
constraints, or interpretations matter. That prevents the work from collapsing into disconnected steps.

## What to watch for when the work gets harder

Structured workflow usually separate surface familiarity from real mastery. This is where students need to slow down, keep notation disciplined, and explain why the method choice still fits the problem.

A top-quality solution is not just correct. It is organized, explicit about assumptions, and clear enough that another engineer or instructor could audit the logic without guessing what was meant.

## Worked example



@@TOKEN\_0@@ Outline a complete earth, energy, and marine elective ii approach that uses case-study reasoning to reason through technical synthesis.

1. Start by identifying the governing principle behind case-study reasoning and state the assumptions that make it valid in this setting.
2. Define the variables, coordinate choices, constraints, or design criteria that control technical synthesis.
3. Carry the method through in a disciplined sequence, showing where case-study reasoning shapes the setup and intermediate steps.
4. Close with an engineering interpretation that explains what the result means and why the conclusion is reasonable.

Read this example twice: once for the flow of ideas and once for the technical structure of the solution.

## Worked-through guided example

@@TOKEN\_0@@ Work a earth, energy, and marine elective ii problem built around case-study reasoning. Explain the setup, the governing method, and the final conclusion you would defend.

1. State why case-study reasoning is the controlling idea in this problem.
2. List the variables, assumptions, and governing relationships before trying to solve.

3. Carry the reasoning forward in a clean sequence and end with a technical interpretation.

A complete solution begins from case-study reasoning, applies the correct course method, and closes with a written interpretation that explains why the result is reasonable.

## Instructor commentary

Students should annotate this chapter for structure, not just facts. Mark where the argument changes direction, where the method requires a hidden assumption, and where the conclusion becomes more general than the worked example. If the chapter feels easy while you are reading it but difficult when you close the page, you have not yet converted recognition into mastery.

Study should alternate between framework notes, applied cases, and short decision memos so that analysis and communication stay connected.

## Practice while you read

#### Core methods and notation discipline guided practice

Earth, Energy, and Marine Elective II concentrates on case-study reasoning and technical synthesis in the context of additional depth in a selected earth, energy, or marine domain.

@@TOKEN\_0@@ Work a earth, energy, and marine elective ii problem built around case-study reasoning. Explain the setup, the governing method, and the final conclusion you would defend.

- Hint: Return to the key idea case-study reasoning and identify what assumptions, variables, or constraints must be fixed before you work forward.
- Step 1: State why case-study reasoning is the controlling idea in this problem.
- Step 2: List the variables, assumptions, and governing relationships before trying to solve.
- Step 3: Carry the reasoning forward in a clean sequence and end with a technical interpretation.
- Checkpoint: A strong checkpoint answer identifies case-study reasoning, builds a disciplined setup, and defends a final conclusion.

@@TOKEN\_0@@ Work a earth, energy, and marine elective ii problem built around technical synthesis. Explain the setup, the governing method, and the final conclusion you would defend.

- Hint: Return to the key idea technical synthesis and identify what assumptions, variables, or constraints must be fixed before you work forward.
- Step 1: State why technical synthesis is the controlling idea in this problem.
- Step 2: List the variables, assumptions, and governing relationships before trying to solve.
- Step 3: Carry the reasoning forward in a clean sequence and end with a technical interpretation.

- Checkpoint: A strong checkpoint answer identifies technical synthesis, builds a disciplined setup, and defends a final conclusion.

## Chapter homework

@@TOKEN\_0@@ Earth, Energy, and Marine Elective II concentrates on case-study reasoning and technical synthesis in the context of additional depth in a selected earth, energy, or marine domain.

1. Complete a full earth, energy, and marine elective ii problem centered on case-study reasoning. State the setup, the governing method, and the engineering conclusion you would defend.
2. Complete a full earth, energy, and marine elective ii problem centered on technical synthesis. State the setup, the governing method, and the engineering conclusion you would defend.
3. Complete a full earth, energy, and marine elective ii problem centered on structured workflow. State the setup, the governing method, and the engineering conclusion you would defend.
4. Complete a full earth, energy, and marine elective ii problem centered on assumption handling. State the setup, the governing method, and the engineering conclusion you would defend.

Answers for these homework problems appear in the back-of-book answer key.

## Chapter summary and study notes

- Explain when case-study reasoning is the right tool and when it is not.
- Carry a full solution or analysis from setup to conclusion without skipping assumptions.
- Use notation, units, and technical language clearly enough for formal grading.

## Study tips

- Name the governing idea first: Case-study reasoning.
- Write down assumptions and constraints before pushing through calculations or design choices.
- End every serious solution with a technical interpretation, not only a final number or label.

## Common traps

- Jumping into symbol manipulation before the governing model is clear.
- Treating the procedure like a script instead of checking whether the assumptions still hold.
- Stopping at the answer line without explaining what the result means in context.

**Family-level errors to watch for**

- Optimizing one piece of the system without checking spillover effects.
- Confusing a metric with the real decision objective.
- Making recommendations without showing the logic or tradeoffs behind them.

## Chapter 3

# Chapter 3 Extended methods and decision workflow

### Chapter purpose

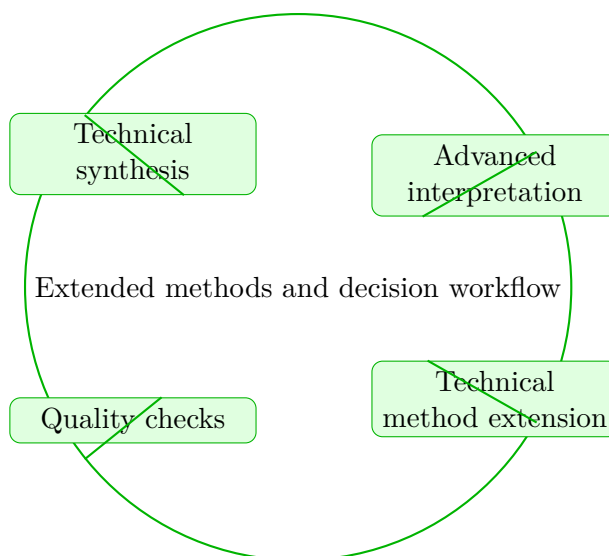
Earth, Energy, and Marine Elective II concentrates on technical synthesis and advanced interpretation in the context of additional depth in a selected earth, energy, or marine domain.

This chapter sits in the middle of Earth, Energy, and Marine Elective II. It develops Technical synthesis, Advanced interpretation, Technical method extension, and Quality checks so that the student can move from explanation to execution without losing the thread of the course.

The student should read this chapter with a network mindset. Whether the subject is management, operations, infrastructure, or policy, the point is to see how local choices reshape the whole system. The book therefore emphasizes interdependence, feedback, and tradeoff reasoning.

### Core ideas

- Technical synthesis
- Advanced interpretation
- Technical method extension
- Quality checks



## How to think through this chapter

Method in this family usually starts by naming the system boundary, the objective function or decision goal, the important constraints, and the major stakeholders. From there the student should structure the analysis so that recommendations remain traceable to evidence.

When working this chapter, keep the following question active: @@TOKEN\_0@@ A good student answer should connect setup, assumptions, and conclusion instead of only chasing a final number or sentence.

Earth, Energy, and Marine Elective II concentrates on technical synthesis and advanced interpretation in the context of additional depth in a selected earth, energy, or marine domain.

## Why Extended methods and decision workflow matters in Earth, Energy, and Marine Elective II

Extended methods and decision workflow is not just another topic block. It is where students learn to organize their thinking so that technical synthesis becomes a deliberate tool instead of a memorized step list.

Summit treats this lesson as applied reasoning: students should be able to say what the model is doing, what assumptions it needs, and why the conclusion would hold up under review.

## How strong students move through this material

The strongest approach is to begin with the governing idea, then connect it to the problem setup, and only then carry out the detailed work. In this lesson that usually means centering technical synthesis before letting algebra, computation, or design detail take over.

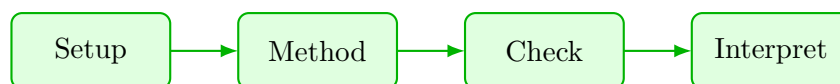
When advanced interpretation enters the picture, the student should already know what variables, constraints, or interpretations matter. That prevents the work from collapsing into disconnected steps.

## What to watch for when the work gets harder

Technical method extension usually separate surface familiarity from real mastery. This is where students need to slow down, keep notation disciplined, and explain why the method choice still fits the problem.

A top-quality solution is not just correct. It is organized, explicit about assumptions, and clear enough that another engineer or instructor could audit the logic without guessing what was meant.

## Worked example



@@TOKEN\_0@@ Outline a complete earth, energy, and marine elective ii approach that uses technical synthesis to reason through advanced interpretation.

1. Start by identifying the governing principle behind technical synthesis and state the assumptions that make it valid in this setting.
2. Define the variables, coordinate choices, constraints, or design criteria that control advanced interpretation.
3. Carry the method through in a disciplined sequence, showing where technical synthesis shapes the setup and intermediate steps.
4. Close with an engineering interpretation that explains what the result means and why the conclusion is reasonable.

Read this example twice: once for the flow of ideas and once for the technical structure of the solution.

## Worked-through guided example

@@TOKEN\_0@@ Work a earth, energy, and marine elective ii problem built around technical synthesis. Explain the setup, the governing method, and the final conclusion you would defend.

1. State why technical synthesis is the controlling idea in this problem.
2. List the variables, assumptions, and governing relationships before trying to solve.

3. Carry the reasoning forward in a clean sequence and end with a technical interpretation.

A complete solution begins from technical synthesis, applies the correct course method, and closes with a written interpretation that explains why the result is reasonable.

## Instructor commentary

Students should annotate this chapter for structure, not just facts. Mark where the argument changes direction, where the method requires a hidden assumption, and where the conclusion becomes more general than the worked example. If the chapter feels easy while you are reading it but difficult when you close the page, you have not yet converted recognition into mastery.

Study should alternate between framework notes, applied cases, and short decision memos so that analysis and communication stay connected.

## Practice while you read

#### Extended methods and decision workflow guided practice

Earth, Energy, and Marine Elective II concentrates on technical synthesis and advanced interpretation in the context of additional depth in a selected earth, energy, or marine domain.

@@TOKEN\_0@@ Work a earth, energy, and marine elective ii problem built around technical synthesis. Explain the setup, the governing method, and the final conclusion you would defend.

- Hint: Return to the key idea technical synthesis and identify what assumptions, variables, or constraints must be fixed before you work forward.
- Step 1: State why technical synthesis is the controlling idea in this problem.
- Step 2: List the variables, assumptions, and governing relationships before trying to solve.
- Step 3: Carry the reasoning forward in a clean sequence and end with a technical interpretation.
- Checkpoint: A strong checkpoint answer identifies technical synthesis, builds a disciplined setup, and defends a final conclusion.

@@TOKEN\_0@@ Work a earth, energy, and marine elective ii problem built around advanced interpretation. Explain the setup, the governing method, and the final conclusion you would defend.

- Hint: Return to the key idea advanced interpretation and identify what assumptions, variables, or constraints must be fixed before you work forward.
- Step 1: State why advanced interpretation is the controlling idea in this problem.
- Step 2: List the variables, assumptions, and governing relationships before trying to solve.

- Step 3: Carry the reasoning forward in a clean sequence and end with a technical interpretation.
- Checkpoint: A strong checkpoint answer identifies advanced interpretation, builds a disciplined setup, and defends a final conclusion.

## Chapter homework

@@TOKEN\_0@@ Earth, Energy, and Marine Elective II concentrates on technical synthesis and advanced interpretation in the context of additional depth in a selected earth, energy, or marine domain.

1. Complete a full earth, energy, and marine elective ii problem centered on technical synthesis. State the setup, the governing method, and the engineering conclusion you would defend.
2. Complete a full earth, energy, and marine elective ii problem centered on advanced interpretation. State the setup, the governing method, and the engineering conclusion you would defend.
3. Complete a full earth, energy, and marine elective ii problem centered on technical method extension. State the setup, the governing method, and the engineering conclusion you would defend.
4. Complete a full earth, energy, and marine elective ii problem centered on quality checks. State the setup, the governing method, and the engineering conclusion you would defend.

Answers for these homework problems appear in the back-of-book answer key.

## Chapter summary and study notes

- Explain when technical synthesis is the right tool and when it is not.
- Carry a full solution or analysis from setup to conclusion without skipping assumptions.
- Use notation, units, and technical language clearly enough for formal grading.

## Study tips

- Name the governing idea first: Technical synthesis.
- Write down assumptions and constraints before pushing through calculations or design choices.
- End every serious solution with a technical interpretation, not only a final number or label.

## Common traps

- Jumping into symbol manipulation before the governing model is clear.

- Treating the procedure like a script instead of checking whether the assumptions still hold.
- Stopping at the answer line without explaining what the result means in context.

### **Family-level errors to watch for**

- Optimizing one piece of the system without checking spillover effects.
- Confusing a metric with the real decision objective.
- Making recommendations without showing the logic or tradeoffs behind them.

## Chapter 4

# Chapter 4 Applications and system interpretation

### Chapter purpose

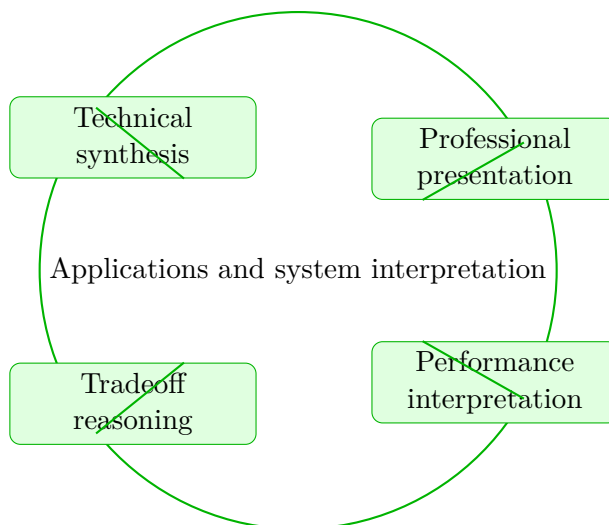
Earth, Energy, and Marine Elective II concentrates on technical synthesis and professional presentation in the context of additional depth in a selected earth, energy, or marine domain.

This chapter sits in the middle of Earth, Energy, and Marine Elective II. It develops Technical synthesis, Professional presentation, Performance interpretation, and Tradeoff reasoning so that the student can move from explanation to execution without losing the thread of the course.

The student should read this chapter with a network mindset. Whether the subject is management, operations, infrastructure, or policy, the point is to see how local choices reshape the whole system. The book therefore emphasizes interdependence, feedback, and tradeoff reasoning.

### Core ideas

- Technical synthesis
- Professional presentation
- Performance interpretation
- Tradeoff reasoning



## How to think through this chapter

Method in this family usually starts by naming the system boundary, the objective function or decision goal, the important constraints, and the major stakeholders. From there the student should structure the analysis so that recommendations remain traceable to evidence.

When working this chapter, keep the following question active: @@TOKEN\_0@@ A good student answer should connect setup, assumptions, and conclusion instead of only chasing a final number or sentence.

Earth, Energy, and Marine Elective II concentrates on technical synthesis and professional presentation in the context of additional depth in a selected earth, energy, or marine domain.

## Why Applications and system interpretation matters in Earth, Energy, and Marine Elective II

Applications and system interpretation is not just another topic block. It is where students learn to organize their thinking so that technical synthesis becomes a deliberate tool instead of a memorized step list.

Summit treats this lesson as applied reasoning: students should be able to say what the model is doing, what assumptions it needs, and why the conclusion would hold up under review.

## How strong students move through this material

The strongest approach is to begin with the governing idea, then connect it to the problem setup, and only then carry out the detailed work. In this lesson that usually means centering technical synthesis before letting algebra, computation, or design detail take over.

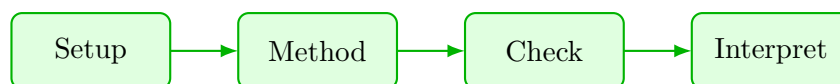
When professional presentation enters the picture, the student should already know what variables, constraints, or interpretations matter. That prevents the work from collapsing into disconnected steps.

## What to watch for when the work gets harder

Performance interpretation usually separate surface familiarity from real mastery. This is where students need to slow down, keep notation disciplined, and explain why the method choice still fits the problem.

A top-quality solution is not just correct. It is organized, explicit about assumptions, and clear enough that another engineer or instructor could audit the logic without guessing what was meant.

## Worked example



@@TOKEN\_0@@ Outline a complete earth, energy, and marine elective ii approach that uses technical synthesis to reason through professional presentation.

1. Start by identifying the governing principle behind technical synthesis and state the assumptions that make it valid in this setting.
2. Define the variables, coordinate choices, constraints, or design criteria that control professional presentation.
3. Carry the method through in a disciplined sequence, showing where technical synthesis shapes the setup and intermediate steps.
4. Close with an engineering interpretation that explains what the result means and why the conclusion is reasonable.

Read this example twice: once for the flow of ideas and once for the technical structure of the solution.

## Worked-through guided example

@@TOKEN\_0@@ Work a earth, energy, and marine elective ii problem built around technical synthesis. Explain the setup, the governing method, and the final conclusion you would defend.

1. State why technical synthesis is the controlling idea in this problem.
2. List the variables, assumptions, and governing relationships before trying to solve.

3. Carry the reasoning forward in a clean sequence and end with a technical interpretation.

A complete solution begins from technical synthesis, applies the correct course method, and closes with a written interpretation that explains why the result is reasonable.

## Instructor commentary

Students should annotate this chapter for structure, not just facts. Mark where the argument changes direction, where the method requires a hidden assumption, and where the conclusion becomes more general than the worked example. If the chapter feels easy while you are reading it but difficult when you close the page, you have not yet converted recognition into mastery.

Study should alternate between framework notes, applied cases, and short decision memos so that analysis and communication stay connected.

## Practice while you read

#### Applications and system interpretation guided practice

Earth, Energy, and Marine Elective II concentrates on technical synthesis and professional presentation in the context of additional depth in a selected earth, energy, or marine domain.

@@TOKEN\_0@@ Work a earth, energy, and marine elective ii problem built around technical synthesis. Explain the setup, the governing method, and the final conclusion you would defend.

- Hint: Return to the key idea technical synthesis and identify what assumptions, variables, or constraints must be fixed before you work forward.
- Step 1: State why technical synthesis is the controlling idea in this problem.
- Step 2: List the variables, assumptions, and governing relationships before trying to solve.
- Step 3: Carry the reasoning forward in a clean sequence and end with a technical interpretation.
- Checkpoint: A strong checkpoint answer identifies technical synthesis, builds a disciplined setup, and defends a final conclusion.

@@TOKEN\_0@@ Work a earth, energy, and marine elective ii problem built around professional presentation. Explain the setup, the governing method, and the final conclusion you would defend.

- Hint: Return to the key idea professional presentation and identify what assumptions, variables, or constraints must be fixed before you work forward.
- Step 1: State why professional presentation is the controlling idea in this problem.
- Step 2: List the variables, assumptions, and governing relationships before trying to solve.
- Step 3: Carry the reasoning forward in a clean sequence and end with a technical interpretation.

- Checkpoint: A strong checkpoint answer identifies professional presentation, builds a disciplined setup, and defends a final conclusion.

## Chapter homework

@@TOKEN\_0@@ Earth, Energy, and Marine Elective II concentrates on technical synthesis and professional presentation in the context of additional depth in a selected earth, energy, or marine domain.

1. Complete a full earth, energy, and marine elective ii problem centered on technical synthesis. State the setup, the governing method, and the engineering conclusion you would defend.
2. Complete a full earth, energy, and marine elective ii problem centered on professional presentation. State the setup, the governing method, and the engineering conclusion you would defend.
3. Complete a full earth, energy, and marine elective ii problem centered on performance interpretation. State the setup, the governing method, and the engineering conclusion you would defend.
4. Complete a full earth, energy, and marine elective ii problem centered on tradeoff reasoning. State the setup, the governing method, and the engineering conclusion you would defend.

Answers for these homework problems appear in the back-of-book answer key.

## Chapter summary and study notes

- Explain when technical synthesis is the right tool and when it is not.
- Carry a full solution or analysis from setup to conclusion without skipping assumptions.
- Use notation, units, and technical language clearly enough for formal grading.

## Study tips

- Name the governing idea first: Technical synthesis.
- Write down assumptions and constraints before pushing through calculations or design choices.
- End every serious solution with a technical interpretation, not only a final number or label.

## Common traps

- Jumping into symbol manipulation before the governing model is clear.

- Treating the procedure like a script instead of checking whether the assumptions still hold.
- Stopping at the answer line without explaining what the result means in context.

### **Family-level errors to watch for**

- Optimizing one piece of the system without checking spillover effects.
- Confusing a metric with the real decision objective.
- Making recommendations without showing the logic or tradeoffs behind them.

## Chapter 5

# Chapter 5 Integrated casework and professional communication

### Chapter purpose

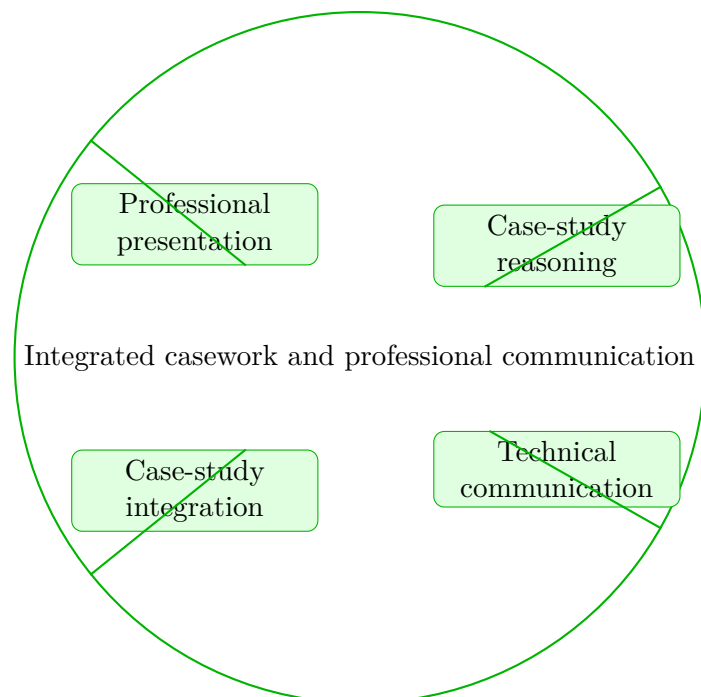
Earth, Energy, and Marine Elective II concentrates on professional presentation and case-study reasoning in the context of additional depth in a selected earth, energy, or marine domain.

This chapter sits in the middle of Earth, Energy, and Marine Elective II. It develops Professional presentation, Case-study reasoning, Technical communication, and Case-study integration so that the student can move from explanation to execution without losing the thread of the course.

The student should read this chapter with a network mindset. Whether the subject is management, operations, infrastructure, or policy, the point is to see how local choices reshape the whole system. The book therefore emphasizes interdependence, feedback, and tradeoff reasoning.

### Core ideas

- Professional presentation
- Case-study reasoning
- Technical communication
- Case-study integration



## How to think through this chapter

Method in this family usually starts by naming the system boundary, the objective function or decision goal, the important constraints, and the major stakeholders. From there the student should structure the analysis so that recommendations remain traceable to evidence.

When working this chapter, keep the following question active: @@TOKEN\_0@@ A good student answer should connect setup, assumptions, and conclusion instead of only chasing a final number or sentence.

Earth, Energy, and Marine Elective II concentrates on professional presentation and case-study reasoning in the context of additional depth in a selected earth, energy, or marine domain.

## Why Integrated casework and professional communication matters in Earth, Energy, and Marine Elective II

Integrated casework and professional communication is not just another topic block. It is where students learn to organize their thinking so that professional presentation becomes a deliberate tool instead of a memorized step list.

Summit treats this lesson as applied reasoning: students should be able to say what the model is doing, what assumptions it needs, and why the conclusion would hold up under review.

## How strong students move through this material

The strongest approach is to begin with the governing idea, then connect it to the problem setup, and only then carry out the detailed work. In this lesson that usually means centering professional presentation before letting algebra, computation, or design detail take over.

When case-study reasoning enters the picture, the student should already know what variables, constraints, or interpretations matter. That prevents the work from collapsing into disconnected steps.

## What to watch for when the work gets harder

Technical communication usually separate surface familiarity from real mastery. This is where students need to slow down, keep notation disciplined, and explain why the method choice still fits the problem.

A top-quality solution is not just correct. It is organized, explicit about assumptions, and clear enough that another engineer or instructor could audit the logic without guessing what was meant.

## Worked example



@@TOKEN\_0@@ Outline a complete earth, energy, and marine elective ii approach that uses professional presentation to reason through case-study reasoning.

1. Start by identifying the governing principle behind professional presentation and state the assumptions that make it valid in this setting.
2. Define the variables, coordinate choices, constraints, or design criteria that control case-study reasoning.
3. Carry the method through in a disciplined sequence, showing where professional presentation shapes the setup and intermediate steps.
4. Close with an engineering interpretation that explains what the result means and why the conclusion is reasonable.

Read this example twice: once for the flow of ideas and once for the technical structure of the solution.

## Worked-through guided example

@@TOKEN\_0@@ Work a earth, energy, and marine elective ii problem built around professional presentation. Explain the setup, the governing method, and the final conclusion you would defend.

1. State why professional presentation is the controlling idea in this problem.
2. List the variables, assumptions, and governing relationships before trying to solve.
3. Carry the reasoning forward in a clean sequence and end with a technical interpretation.

A complete solution begins from professional presentation, applies the correct course method, and closes with a written interpretation that explains why the result is reasonable.

## Instructor commentary

Students should annotate this chapter for structure, not just facts. Mark where the argument changes direction, where the method requires a hidden assumption, and where the conclusion becomes more general than the worked example. If the chapter feels easy while you are reading it but difficult when you close the page, you have not yet converted recognition into mastery.

Study should alternate between framework notes, applied cases, and short decision memos so that analysis and communication stay connected.

## Practice while you read

#### Integrated casework and professional communication guided practice

Earth, Energy, and Marine Elective II concentrates on professional presentation and case-study reasoning in the context of additional depth in a selected earth, energy, or marine domain.

@@TOKEN\_0@@ Work a earth, energy, and marine elective ii problem built around professional presentation. Explain the setup, the governing method, and the final conclusion you would defend.

- Hint: Return to the key idea professional presentation and identify what assumptions, variables, or constraints must be fixed before you work forward.
- Step 1: State why professional presentation is the controlling idea in this problem.
- Step 2: List the variables, assumptions, and governing relationships before trying to solve.
- Step 3: Carry the reasoning forward in a clean sequence and end with a technical interpretation.
- Checkpoint: A strong checkpoint answer identifies professional presentation, builds a disciplined setup, and defends a final conclusion.

@@TOKEN\_0@@ Work a earth, energy, and marine elective ii problem built around case-study reasoning. Explain the setup, the governing method, and the final conclusion you would defend.

- Hint: Return to the key idea case-study reasoning and identify what assumptions, variables, or constraints must be fixed before you work forward.
- Step 1: State why case-study reasoning is the controlling idea in this problem.
- Step 2: List the variables, assumptions, and governing relationships before trying to solve.
- Step 3: Carry the reasoning forward in a clean sequence and end with a technical interpretation.
- Checkpoint: A strong checkpoint answer identifies case-study reasoning, builds a disciplined setup, and defends a final conclusion.

## Chapter homework

@@TOKEN\_0@@ Earth, Energy, and Marine Elective II concentrates on professional presentation and case-study reasoning in the context of additional depth in a selected earth, energy, or marine domain.

1. Complete a full earth, energy, and marine elective ii problem centered on professional presentation. State the setup, the governing method, and the engineering conclusion you would defend.
2. Complete a full earth, energy, and marine elective ii problem centered on case-study reasoning. State the setup, the governing method, and the engineering conclusion you would defend.
3. Complete a full earth, energy, and marine elective ii problem centered on technical communication. State the setup, the governing method, and the engineering conclusion you would defend.
4. Complete a full earth, energy, and marine elective ii problem centered on case-study integration. State the setup, the governing method, and the engineering conclusion you would defend.

Answers for these homework problems appear in the back-of-book answer key.

## Chapter summary and study notes

- Explain when professional presentation is the right tool and when it is not.
- Carry a full solution or analysis from setup to conclusion without skipping assumptions.
- Use notation, units, and technical language clearly enough for formal grading.

## Study tips

- Name the governing idea first: Professional presentation.
- Write down assumptions and constraints before pushing through calculations or design choices.
- End every serious solution with a technical interpretation, not only a final number or label.

## **Common traps**

- Jumping into symbol manipulation before the governing model is clear.
- Treating the procedure like a script instead of checking whether the assumptions still hold.
- Stopping at the answer line without explaining what the result means in context.

## **Family-level errors to watch for**

- Optimizing one piece of the system without checking spillover effects.
- Confusing a metric with the real decision objective.
- Making recommendations without showing the logic or tradeoffs behind them.

## Chapter 6

# Chapter 6 Cumulative review and official assessment

### Chapter purpose

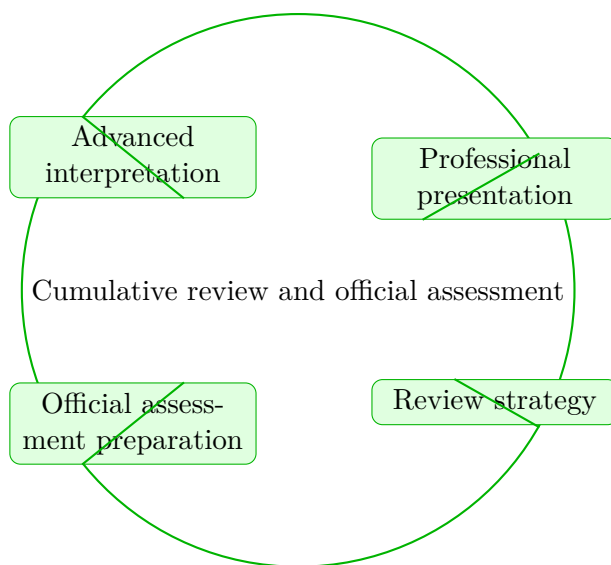
Earth, Energy, and Marine Elective II concentrates on advanced interpretation and professional presentation in the context of additional depth in a selected earth, energy, or marine domain.

This chapter sits at the end of Earth, Energy, and Marine Elective II. It develops Advanced interpretation, Professional presentation, Review strategy, and Official assessment preparation so that the student can move from explanation to execution without losing the thread of the course.

The student should read this chapter with a network mindset. Whether the subject is management, operations, infrastructure, or policy, the point is to see how local choices reshape the whole system. The book therefore emphasizes interdependence, feedback, and tradeoff reasoning.

### Core ideas

- Advanced interpretation
- Professional presentation
- Review strategy
- Official assessment preparation



## How to think through this chapter

Method in this family usually starts by naming the system boundary, the objective function or decision goal, the important constraints, and the major stakeholders. From there the student should structure the analysis so that recommendations remain traceable to evidence.

When working this chapter, keep the following question active: @@TOKEN\_0@@ A good student answer should connect setup, assumptions, and conclusion instead of only chasing a final number or sentence.

Earth, Energy, and Marine Elective II concentrates on advanced interpretation and professional presentation in the context of additional depth in a selected earth, energy, or marine domain.

## Why Cumulative review and official assessment matters in Earth, Energy, and Marine Elective II

Cumulative review and official assessment is not just another topic block. It is where students learn to organize their thinking so that advanced interpretation becomes a deliberate tool instead of a memorized step list.

Summit treats this lesson as applied reasoning: students should be able to say what the model is doing, what assumptions it needs, and why the conclusion would hold up under review.

## How strong students move through this material

The strongest approach is to begin with the governing idea, then connect it to the problem setup, and only then carry out the detailed work. In this lesson that usually means centering advanced interpretation before letting algebra, computation, or design detail take over.

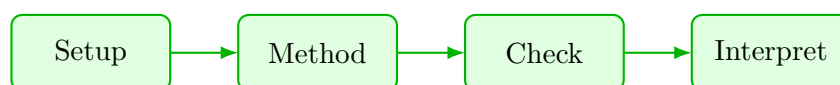
When professional presentation enters the picture, the student should already know what variables, constraints, or interpretations matter. That prevents the work from collapsing into disconnected steps.

## What to watch for when the work gets harder

Review strategy usually separate surface familiarity from real mastery. This is where students need to slow down, keep notation disciplined, and explain why the method choice still fits the problem.

A top-quality solution is not just correct. It is organized, explicit about assumptions, and clear enough that another engineer or instructor could audit the logic without guessing what was meant.

## Worked example



@@TOKEN\_0@@ Outline a complete earth, energy, and marine elective ii approach that uses advanced interpretation to reason through professional presentation.

1. Start by identifying the governing principle behind advanced interpretation and state the assumptions that make it valid in this setting.
2. Define the variables, coordinate choices, constraints, or design criteria that control professional presentation.
3. Carry the method through in a disciplined sequence, showing where advanced interpretation shapes the setup and intermediate steps.
4. Close with an engineering interpretation that explains what the result means and why the conclusion is reasonable.

Read this example twice: once for the flow of ideas and once for the technical structure of the solution.

## Worked-through guided example

@@TOKEN\_0@@ Work a earth, energy, and marine elective ii problem built around advanced interpretation. Explain the setup, the governing method, and the final conclusion you would defend.

1. State why advanced interpretation is the controlling idea in this problem.
2. List the variables, assumptions, and governing relationships before trying to solve.

3. Carry the reasoning forward in a clean sequence and end with a technical interpretation.

A complete solution begins from advanced interpretation, applies the correct course method, and closes with a written interpretation that explains why the result is reasonable.

## Instructor commentary

Students should annotate this chapter for structure, not just facts. Mark where the argument changes direction, where the method requires a hidden assumption, and where the conclusion becomes more general than the worked example. If the chapter feels easy while you are reading it but difficult when you close the page, you have not yet converted recognition into mastery.

Study should alternate between framework notes, applied cases, and short decision memos so that analysis and communication stay connected.

## Practice while you read

#### Cumulative review and official assessment guided practice

Earth, Energy, and Marine Elective II concentrates on advanced interpretation and professional presentation in the context of additional depth in a selected earth, energy, or marine domain.

@@TOKEN\_0@@ Work a earth, energy, and marine elective ii problem built around advanced interpretation. Explain the setup, the governing method, and the final conclusion you would defend.

- Hint: Return to the key idea advanced interpretation and identify what assumptions, variables, or constraints must be fixed before you work forward.
- Step 1: State why advanced interpretation is the controlling idea in this problem.
- Step 2: List the variables, assumptions, and governing relationships before trying to solve.
- Step 3: Carry the reasoning forward in a clean sequence and end with a technical interpretation.
- Checkpoint: A strong checkpoint answer identifies advanced interpretation, builds a disciplined setup, and defends a final conclusion.

@@TOKEN\_0@@ Work a earth, energy, and marine elective ii problem built around professional presentation. Explain the setup, the governing method, and the final conclusion you would defend.

- Hint: Return to the key idea professional presentation and identify what assumptions, variables, or constraints must be fixed before you work forward.
- Step 1: State why professional presentation is the controlling idea in this problem.
- Step 2: List the variables, assumptions, and governing relationships before trying to solve.

- Step 3: Carry the reasoning forward in a clean sequence and end with a technical interpretation.
- Checkpoint: A strong checkpoint answer identifies professional presentation, builds a disciplined setup, and defends a final conclusion.

## Chapter homework

@@TOKEN\_0@@ Earth, Energy, and Marine Elective II concentrates on advanced interpretation and professional presentation in the context of additional depth in a selected earth, energy, or marine domain.

1. Complete a full earth, energy, and marine elective ii problem centered on advanced interpretation. State the setup, the governing method, and the engineering conclusion you would defend.
2. Complete a full earth, energy, and marine elective ii problem centered on professional presentation. State the setup, the governing method, and the engineering conclusion you would defend.
3. Complete a full earth, energy, and marine elective ii problem centered on review strategy. State the setup, the governing method, and the engineering conclusion you would defend.
4. Complete a full earth, energy, and marine elective ii problem centered on official assessment preparation. State the setup, the governing method, and the engineering conclusion you would defend.

Answers for these homework problems appear in the back-of-book answer key.

## Chapter summary and study notes

- Explain when advanced interpretation is the right tool and when it is not.
- Carry a full solution or analysis from setup to conclusion without skipping assumptions.
- Use notation, units, and technical language clearly enough for formal grading.

## Study tips

- Name the governing idea first: Advanced interpretation.
- Write down assumptions and constraints before pushing through calculations or design choices.
- End every serious solution with a technical interpretation, not only a final number or label.

## **Common traps**

- Jumping into symbol manipulation before the governing model is clear.
- Treating the procedure like a script instead of checking whether the assumptions still hold.
- Stopping at the answer line without explaining what the result means in context.

## **Family-level errors to watch for**

- Optimizing one piece of the system without checking spillover effects.
- Confusing a metric with the real decision objective.
- Making recommendations without showing the logic or tradeoffs behind them.

# Chapter 7

## Quiz review and official exam preparation

### Homework structure

- Homework Set 1: Foundations and governing ideas: 4 graded problems attached to chapter 1.
- Homework Set 2: Core methods and notation discipline: 4 graded problems attached to chapter 2.
- Homework Set 3: Extended methods and decision workflow: 4 graded problems attached to chapter 3.
- Homework Set 4: Applications and system interpretation: 4 graded problems attached to chapter 4.
- Homework Set 5: Integrated casework and professional communication: 4 graded problems attached to chapter 5.
- Homework Set 6: Cumulative review and official assessment: 4 graded problems attached to chapter 6.

### Quiz structure

- Quiz 1: Foundations and governing ideas and Core methods and notation discipline: 4 questions, timed, and single-attempt in the live course. Quiz 1 should be taken only after you can solve the chapter homework without outside prompts.
- Quiz 2: Extended methods and decision workflow and Applications and system interpretation: 4 questions, timed, and single-attempt in the live course. Quiz 2 should be taken only after you can solve the chapter homework without outside prompts.
- Quiz 3: Integrated casework and professional communication and Cumulative review and official assessment: 4 questions, timed, and single-attempt in the live course. Quiz 3 should be taken only after you can solve the chapter homework without outside prompts.

## Official mastery exam

- Earth, Energy, and Marine Elective II cumulative mastery exam: 7 major questions, High rigor, first official attempt locks the course grade.

#### Earth, Energy, and Marine Elective II cumulative mastery exam preparation checklist

- Review every lesson in Earth, Energy, and Marine Elective II and be able to explain why each method is used, not only how it is executed.
- Practice complete written solutions, because Summit grades setup quality, assumptions, and interpretation directly.
- Use the guided practice and quizzes until you can explain the method flow without outside prompts.
- Expect the official exam to combine method choice, disciplined setup, and a defended conclusion in the same answer.

## How to use this book before assessment

- Read the relevant chapter and rebuild both worked examples without looking.
- Solve the guided practice in the chapter before attempting the graded homework.
- Check your chapter-homework answers only after you complete a full written attempt.
- Review the quiz answer key after each chapter block and classify your errors by concept, setup, algebra, or interpretation.
- Before the official exam, revisit the chapter purposes, homework corrections, and answer-key notes rather than rereading formulas only.

# Chapter 8

## Course vocabulary index

- @@TOKEN\_0@@: treat this as a working term in the course. You should be able to define it, recognize where it appears, and use it correctly in a solution or explanation.
- @@TOKEN\_0@@: treat this as a working term in the course. You should be able to define it, recognize where it appears, and use it correctly in a solution or explanation.
- @@TOKEN\_0@@: treat this as a working term in the course. You should be able to define it, recognize where it appears, and use it correctly in a solution or explanation.
- @@TOKEN\_0@@: treat this as a working term in the course. You should be able to define it, recognize where it appears, and use it correctly in a solution or explanation.
- @@TOKEN\_0@@: treat this as a working term in the course. You should be able to define it, recognize where it appears, and use it correctly in a solution or explanation.
- @@TOKEN\_0@@: treat this as a working term in the course. You should be able to define it, recognize where it appears, and use it correctly in a solution or explanation.
- @@TOKEN\_0@@: treat this as a working term in the course. You should be able to define it, recognize where it appears, and use it correctly in a solution or explanation.
- @@TOKEN\_0@@: treat this as a working term in the course. You should be able to define it, recognize where it appears, and use it correctly in a solution or explanation.
- @@TOKEN\_0@@: treat this as a working term in the course. You should be able to define it, recognize where it appears, and use it correctly in a solution or explanation.
- @@TOKEN\_0@@: treat this as a working term in the course. You should be able to define it, recognize where it appears, and use it correctly in a solution or explanation.
- @@TOKEN\_0@@: treat this as a working term in the course. You should be able to define it, recognize where it appears, and use it correctly in a solution or explanation.
- @@TOKEN\_0@@: treat this as a working term in the course. You should be able to define it, recognize where it appears, and use it correctly in a solution or explanation.
- @@TOKEN\_0@@: treat this as a working term in the course. You should be able to define it, recognize where it appears, and use it correctly in a solution or explanation.
- @@TOKEN\_0@@: treat this as a working term in the course. You should be able to define it, recognize where it appears, and use it correctly in a solution or explanation.

# Chapter 9

## Back-of-book answers and solution outlines

### Guided practice answer key

#### Chapter 1: Foundations and governing ideas

@@TOKEN\_0@@

1. Work a earth, energy, and marine elective ii problem built around advanced interpretation. Explain the setup, the governing method, and the final conclusion you would defend.

- Checkpoint answer: A strong checkpoint answer identifies advanced interpretation, builds a disciplined setup, and defends a final conclusion. - Solution note: A complete solution begins from advanced interpretation, applies the correct course method, and closes with a written interpretation that explains why the result is reasonable.

1. Work a earth, energy, and marine elective ii problem built around case-study reasoning. Explain the setup, the governing method, and the final conclusion you would defend.

- Checkpoint answer: A strong checkpoint answer identifies case-study reasoning, builds a disciplined setup, and defends a final conclusion. - Solution note: A complete solution begins from case-study reasoning, applies the correct course method, and closes with a written interpretation that explains why the result is reasonable.

1. Work a earth, energy, and marine elective ii problem built around notation and conventions. Explain the setup, the governing method, and the final conclusion you would defend.

- Checkpoint answer: A strong checkpoint answer identifies notation and conventions, builds a disciplined setup, and defends a final conclusion. - Solution note: A complete solution begins from notation and conventions, applies the correct course method, and closes with a written interpretation that explains why the result is reasonable.

## #### Chapter 2: Core methods and notation discipline

@@TOKEN\_0@@

1. Work a earth, energy, and marine elective ii problem built around case-study reasoning. Explain the setup, the governing method, and the final conclusion you would defend.

- Checkpoint answer: A strong checkpoint answer identifies case-study reasoning, builds a disciplined setup, and defends a final conclusion. - Solution note: A complete solution begins from case-study reasoning, applies the correct course method, and closes with a written interpretation that explains why the result is reasonable.

1. Work a earth, energy, and marine elective ii problem built around technical synthesis. Explain the setup, the governing method, and the final conclusion you would defend.

- Checkpoint answer: A strong checkpoint answer identifies technical synthesis, builds a disciplined setup, and defends a final conclusion. - Solution note: A complete solution begins from technical synthesis, applies the correct course method, and closes with a written interpretation that explains why the result is reasonable.

1. Work a earth, energy, and marine elective ii problem built around structured workflow. Explain the setup, the governing method, and the final conclusion you would defend.

- Checkpoint answer: A strong checkpoint answer identifies structured workflow, builds a disciplined setup, and defends a final conclusion. - Solution note: A complete solution begins from structured workflow, applies the correct course method, and closes with a written interpretation that explains why the result is reasonable.

## #### Chapter 3: Extended methods and decision workflow

@@TOKEN\_0@@

1. Work a earth, energy, and marine elective ii problem built around technical synthesis. Explain the setup, the governing method, and the final conclusion you would defend.

- Checkpoint answer: A strong checkpoint answer identifies technical synthesis, builds a disciplined setup, and defends a final conclusion. - Solution note: A complete solution begins from technical synthesis, applies the correct course method, and closes with a written interpretation that explains why the result is reasonable.

1. Work a earth, energy, and marine elective ii problem built around advanced interpretation. Explain the setup, the governing method, and the final conclusion you would defend.

- Checkpoint answer: A strong checkpoint answer identifies advanced interpretation, builds a disciplined setup, and defends a final conclusion. - Solution note: A complete solution begins from advanced interpretation, applies the correct course method, and closes with a written interpretation that explains why the result is reasonable.

1. Work a earth, energy, and marine elective ii problem built around technical method extension. Explain the setup, the governing method, and the final conclusion you would defend.

- Checkpoint answer: A strong checkpoint answer identifies technical method extension, builds a disciplined setup, and defends a final conclusion. - Solution note: A complete solution begins from technical method extension, applies the correct course method, and closes with a written interpretation that explains why the result is reasonable.

#### Chapter 4: Applications and system interpretation

@@TOKEN\_0@@

1. Work a earth, energy, and marine elective ii problem built around technical synthesis. Explain the setup, the governing method, and the final conclusion you would defend.

- Checkpoint answer: A strong checkpoint answer identifies technical synthesis, builds a disciplined setup, and defends a final conclusion. - Solution note: A complete solution begins from technical synthesis, applies the correct course method, and closes with a written interpretation that explains why the result is reasonable.

1. Work a earth, energy, and marine elective ii problem built around professional presentation. Explain the setup, the governing method, and the final conclusion you would defend.

- Checkpoint answer: A strong checkpoint answer identifies professional presentation, builds a disciplined setup, and defends a final conclusion. - Solution note: A complete solution begins from professional presentation, applies the correct course method, and closes with a written interpretation that explains why the result is reasonable.

1. Work a earth, energy, and marine elective ii problem built around performance interpretation. Explain the setup, the governing method, and the final conclusion you would defend.

- Checkpoint answer: A strong checkpoint answer identifies performance interpretation, builds a disciplined setup, and defends a final conclusion. - Solution note: A complete solution begins from performance interpretation, applies the correct course method, and closes with a written interpretation that explains why the result is reasonable.

#### Chapter 5: Integrated casework and professional communication

@@TOKEN\_0@@

1. Work a earth, energy, and marine elective ii problem built around professional presentation. Explain the setup, the governing method, and the final conclusion you would defend.

- Checkpoint answer: A strong checkpoint answer identifies professional presentation, builds a disciplined setup, and defends a final conclusion. - Solution note: A complete solution begins from professional presentation, applies the correct course method, and closes with a written interpretation that explains why the result is reasonable.

1. Work a earth, energy, and marine elective ii problem built around case-study reasoning. Explain the setup, the governing method, and the final conclusion you would defend.

- Checkpoint answer: A strong checkpoint answer identifies case-study reasoning, builds a disciplined setup, and defends a final conclusion. - Solution note: A complete solution begins from case-study reasoning, applies the correct course method, and closes with a written interpretation that explains why the result is reasonable.

1. Work a earth, energy, and marine elective ii problem built around technical communication. Explain the setup, the governing method, and the final conclusion you would defend.

- Checkpoint answer: A strong checkpoint answer identifies technical communication, builds a disciplined setup, and defends a final conclusion. - Solution note: A complete solution begins from technical communication, applies the correct course method, and closes with a written interpretation that explains why the result is reasonable.

#### Chapter 6: Cumulative review and official assessment

@@TOKEN\_0@@

1. Work a earth, energy, and marine elective ii problem built around advanced interpretation. Explain the setup, the governing method, and the final conclusion you would defend.

- Checkpoint answer: A strong checkpoint answer identifies advanced interpretation, builds a disciplined setup, and defends a final conclusion. - Solution note: A complete solution begins from advanced interpretation, applies the correct course method, and closes with a written interpretation that explains why the result is reasonable.

1. Work a earth, energy, and marine elective ii problem built around professional presentation. Explain the setup, the governing method, and the final conclusion you would defend.

- Checkpoint answer: A strong checkpoint answer identifies professional presentation, builds a disciplined setup, and defends a final conclusion. - Solution note: A complete solution begins from professional presentation, applies the correct course method, and closes with a written interpretation that explains why the result is reasonable.

1. Work a earth, energy, and marine elective ii problem built around review strategy. Explain the setup, the governing method, and the final conclusion you would defend.

- Checkpoint answer: A strong checkpoint answer identifies review strategy, builds a disciplined setup, and defends a final conclusion. - Solution note: A complete solution begins from review strategy, applies the correct course method, and closes with a written interpretation that explains why the result is reasonable.

## Homework answer key

### #### Homework Set 1: Foundations and governing ideas

1. Complete a full earth, energy, and marine elective ii problem centered on advanced interpretation. State the setup, the governing method, and the engineering conclusion you would defend.

- Answer / solution summary: A strong answer identifies the governing model for advanced interpretation, states assumptions explicitly, works through the key analytical steps, and closes with a technically defensible conclusion tied to the scenario.

1. Complete a full earth, energy, and marine elective ii problem centered on case-study reasoning. State the setup, the governing method, and the engineering conclusion you would defend.

- Answer / solution summary: A strong answer identifies the governing model for case-study reasoning, states assumptions explicitly, works through the key analytical steps, and closes with a technically defensible conclusion tied to the scenario.

1. Complete a full earth, energy, and marine elective ii problem centered on notation and conventions. State the setup, the governing method, and the engineering conclusion you would defend.

- Answer / solution summary: A strong answer identifies the governing model for notation and conventions, states assumptions explicitly, works through the key analytical steps, and closes with a technically defensible conclusion tied to the scenario.

1. Complete a full earth, energy, and marine elective ii problem centered on baseline model setup. State the setup, the governing method, and the engineering conclusion you would defend.

- Answer / solution summary: A strong answer identifies the governing model for baseline model setup, states assumptions explicitly, works through the key analytical steps, and closes with a technically defensible conclusion tied to the scenario.

### #### Homework Set 2: Core methods and notation discipline

1. Complete a full earth, energy, and marine elective ii problem centered on case-study reasoning. State the setup, the governing method, and the engineering conclusion you would defend.

- Answer / solution summary: A strong answer identifies the governing model for case-study reasoning, states assumptions explicitly, works through the key analytical steps, and closes with a technically defensible conclusion tied to the scenario.

1. Complete a full earth, energy, and marine elective ii problem centered on technical synthesis. State the setup, the governing method, and the engineering conclusion you would defend.

- Answer / solution summary: A strong answer identifies the governing model for technical synthesis, states assumptions explicitly, works through the key analytical steps, and closes with a technically defensible conclusion tied to the scenario.

1. Complete a full earth, energy, and marine elective ii problem centered on structured workflow. State the setup, the governing method, and the engineering conclusion you would defend.

- Answer / solution summary: A strong answer identifies the governing model for structured workflow, states assumptions explicitly, works through the key analytical steps, and closes with a technically defensible conclusion tied to the scenario.

1. Complete a full earth, energy, and marine elective ii problem centered on assumption handling. State the setup, the governing method, and the engineering conclusion you would defend.

- Answer / solution summary: A strong answer identifies the governing model for assumption handling, states assumptions explicitly, works through the key analytical steps, and closes with a technically defensible conclusion tied to the scenario.

### #### Homework Set 3: Extended methods and decision workflow

1. Complete a full earth, energy, and marine elective ii problem centered on technical synthesis. State the setup, the governing method, and the engineering conclusion you would defend.

- Answer / solution summary: A strong answer identifies the governing model for technical synthesis, states assumptions explicitly, works through the key analytical steps, and closes with a technically defensible conclusion tied to the scenario.

1. Complete a full earth, energy, and marine elective ii problem centered on advanced interpretation. State the setup, the governing method, and the engineering conclusion you would defend.

- Answer / solution summary: A strong answer identifies the governing model for advanced interpretation, states assumptions explicitly, works through the key analytical steps, and closes with a technically defensible conclusion tied to the scenario.

1. Complete a full earth, energy, and marine elective ii problem centered on technical method extension. State the setup, the governing method, and the engineering conclusion you would defend.

- Answer / solution summary: A strong answer identifies the governing model for technical method extension, states assumptions explicitly, works through the key analytical steps, and closes with a technically defensible conclusion tied to the scenario.

1. Complete a full earth, energy, and marine elective ii problem centered on quality checks. State the setup, the governing method, and the engineering conclusion you would defend.

- Answer / solution summary: A strong answer identifies the governing model for quality checks, states assumptions explicitly, works through the key analytical steps, and closes with a technically defensible conclusion tied to the scenario.

#### #### Homework Set 4: Applications and system interpretation

1. Complete a full earth, energy, and marine elective ii problem centered on technical synthesis. State the setup, the governing method, and the engineering conclusion you would defend.

- Answer / solution summary: A strong answer identifies the governing model for technical synthesis, states assumptions explicitly, works through the key analytical steps, and closes with a technically defensible conclusion tied to the scenario.

1. Complete a full earth, energy, and marine elective ii problem centered on professional presentation. State the setup, the governing method, and the engineering conclusion you would defend.

- Answer / solution summary: A strong answer identifies the governing model for professional presentation, states assumptions explicitly, works through the key analytical steps, and closes with a technically defensible conclusion tied to the scenario.

1. Complete a full earth, energy, and marine elective ii problem centered on performance interpretation. State the setup, the governing method, and the engineering conclusion you would defend.

- Answer / solution summary: A strong answer identifies the governing model for performance interpretation, states assumptions explicitly, works through the key analytical steps, and closes with a technically defensible conclusion tied to the scenario.

1. Complete a full earth, energy, and marine elective ii problem centered on tradeoff reasoning. State the setup, the governing method, and the engineering conclusion you would defend.

- Answer / solution summary: A strong answer identifies the governing model for tradeoff reasoning, states assumptions explicitly, works through the key analytical steps, and closes with a technically defensible conclusion tied to the scenario.

#### #### Homework Set 5: Integrated casework and professional communication

1. Complete a full earth, energy, and marine elective ii problem centered on professional presentation. State the setup, the governing method, and the engineering conclusion you would defend.

- Answer / solution summary: A strong answer identifies the governing model for professional presentation, states assumptions explicitly, works through the key analytical steps, and closes with a technically defensible conclusion tied to the scenario.

1. Complete a full earth, energy, and marine elective ii problem centered on case-study reasoning. State the setup, the governing method, and the engineering conclusion you would defend.

- Answer / solution summary: A strong answer identifies the governing model for case-study reasoning, states assumptions explicitly, works through the key analytical steps, and closes with a technically defensible conclusion tied to the scenario.

1. Complete a full earth, energy, and marine elective ii problem centered on technical communication. State the setup, the governing method, and the engineering conclusion you would defend.

- Answer / solution summary: A strong answer identifies the governing model for technical communication, states assumptions explicitly, works through the key analytical steps, and closes with a technically defensible conclusion tied to the scenario.

1. Complete a full earth, energy, and marine elective ii problem centered on case-study integration. State the setup, the governing method, and the engineering conclusion you would defend.

- Answer / solution summary: A strong answer identifies the governing model for case-study integration, states assumptions explicitly, works through the key analytical steps, and closes with a technically defensible conclusion tied to the scenario.

#### #### Homework Set 6: Cumulative review and official assessment

1. Complete a full earth, energy, and marine elective ii problem centered on advanced interpretation. State the setup, the governing method, and the engineering conclusion you would defend.

- Answer / solution summary: A strong answer identifies the governing model for advanced interpretation, states assumptions explicitly, works through the key analytical steps, and closes with a technically defensible conclusion tied to the scenario.

1. Complete a full earth, energy, and marine elective ii problem centered on professional presentation. State the setup, the governing method, and the engineering conclusion you would defend.

- Answer / solution summary: A strong answer identifies the governing model for professional presentation, states assumptions explicitly, works through the key analytical steps, and closes with a technically defensible conclusion tied to the scenario.

1. Complete a full earth, energy, and marine elective ii problem centered on review strategy. State the setup, the governing method, and the engineering conclusion you would defend.

- Answer / solution summary: A strong answer identifies the governing model for review strategy, states assumptions explicitly, works through the key analytical steps, and closes with a technically defensible conclusion tied to the scenario.

1. Complete a full earth, energy, and marine elective ii problem centered on official assessment preparation. State the setup, the governing method, and the engineering conclusion you would defend.

- Answer / solution summary: A strong answer identifies the governing model for official assessment preparation, states assumptions explicitly, works through the key analytical steps, and closes with a technically defensible conclusion tied to the scenario.

## Quiz answer key

#### Quiz 1: Foundations and governing ideas and Core methods and notation discipline

1. Which topic is a direct priority inside Foundations and governing ideas?

- Answer key: Advanced interpretation. Advanced interpretation is named directly in the Foundations and governing ideas study block and is one of the required ideas for mastery in this course.

1. Which topic is a direct priority inside Foundations and governing ideas?

- Answer key: Case-study reasoning. Case-study reasoning is named directly in the Foundations and governing ideas study block and is one of the required ideas for mastery in this course.

1. Which topic is a direct priority inside Core methods and notation discipline?

- Answer key: Case-study reasoning. Case-study reasoning is named directly in the Core methods and notation discipline study block and is one of the required ideas for mastery in this course.

1. Which topic is a direct priority inside Core methods and notation discipline?

- Answer key: Technical synthesis. Technical synthesis is named directly in the Core methods and notation discipline study block and is one of the required ideas for mastery in this course.

#### Quiz 2: Extended methods and decision workflow and Applications and system interpretation

1. Which topic is a direct priority inside Extended methods and decision workflow?

- Answer key: Technical synthesis. Technical synthesis is named directly in the Extended methods and decision workflow study block and is one of the required ideas for mastery in this course.

1. Which topic is a direct priority inside Extended methods and decision workflow?

- Answer key: Advanced interpretation. Advanced interpretation is named directly in the Extended methods and decision workflow study block and is one of the required ideas for mastery in this course.

1. Which topic is a direct priority inside Applications and system interpretation?

- Answer key: Technical synthesis. Technical synthesis is named directly in the Applications and system interpretation study block and is one of the required ideas for mastery in this course.

1. Which topic is a direct priority inside Applications and system interpretation?

- Answer key: Professional presentation. Professional presentation is named directly in the Applications and system interpretation study block and is one of the required ideas for mastery in this course.

#### Quiz 3: Integrated casework and professional communication and Cumulative review and official assessment

1. Which topic is a direct priority inside Integrated casework and professional communication?

- Answer key: Professional presentation. Professional presentation is named directly in the Integrated casework and professional communication study block and is one of the required ideas for mastery in this course.

1. Which topic is a direct priority inside Integrated casework and professional communication?

- Answer key: Case-study reasoning. Case-study reasoning is named directly in the Integrated casework and professional communication study block and is one of the required ideas for mastery in this course.

1. Which topic is a direct priority inside Cumulative review and official assessment?

- Answer key: Advanced interpretation. Advanced interpretation is named directly in the Cumulative review and official assessment study block and is one of the required ideas for mastery in this course.

1. Which topic is a direct priority inside Cumulative review and official assessment?

- Answer key: Professional presentation. Professional presentation is named directly in the Cumulative review and official assessment study block and is one of the required ideas for mastery in this course.

## Mastery exam solution outlines

#### Earth, Energy, and Marine Elective II cumulative mastery exam

1. Explain how advanced interpretation is used inside Earth, Energy, and Marine Elective II to analyze or design around case-study reasoning. Give the method, the assumptions that matter, and the conclusion you would stand behind.

- What to show: The governing principle behind advanced interpretation; A disciplined setup for case-study reasoning; A clear engineering conclusion - Solution outline: A strong solution identifies the governing principle for advanced interpretation before jumping into algebra, computation, or design detail. The work should connect advanced interpretation to case-study reasoning with explicit assumptions, a defensible setup, and a technically clear conclusion.

1. Explain how case-study reasoning is used inside Earth, Energy, and Marine Elective II to analyze or design around technical synthesis. Give the method, the assumptions that matter, and the conclusion you would stand behind.

- What to show: The governing principle behind case-study reasoning; A disciplined setup for technical synthesis; A clear engineering conclusion - Solution outline: A strong solution identifies the governing principle for case-study reasoning before jumping into algebra, computation, or design detail. The work should connect case-study reasoning to technical synthesis with explicit assumptions, a defensible setup, and a technically clear conclusion.

1. Explain how technical synthesis is used inside Earth, Energy, and Marine Elective II to analyze or design around advanced interpretation. Give the method, the assumptions that matter, and the conclusion you would stand behind.

- What to show: The governing principle behind technical synthesis; A disciplined setup for advanced interpretation; A clear engineering conclusion - Solution outline: A strong solution identifies the governing principle for technical synthesis before jumping into algebra, computation, or design detail. The work should connect technical synthesis to advanced interpretation with explicit assumptions, a defensible setup, and a technically clear conclusion.

1. Explain how technical synthesis is used inside Earth, Energy, and Marine Elective II to analyze or design around professional presentation. Give the method, the assumptions that matter, and the conclusion you would stand behind.

- What to show: The governing principle behind technical synthesis; A disciplined setup for professional presentation; A clear engineering conclusion - Solution outline: A strong solution identifies the governing principle for technical synthesis before jumping into algebra, computation, or design detail. The work should connect technical synthesis to professional presentation with explicit assumptions, a defensible setup, and a technically clear conclusion.

1. Explain how professional presentation is used inside Earth, Energy, and Marine Elective II to analyze or design around case-study reasoning. Give the method, the assumptions that matter, and the conclusion you would stand behind.

- What to show: The governing principle behind professional presentation; A disciplined setup for case-study reasoning; A clear engineering conclusion - Solution outline: A strong solution identifies the governing principle for professional presentation before jumping into algebra, computation, or design detail. The work should connect professional presentation to case-study reasoning with explicit assumptions, a defensible setup, and a technically clear conclusion.

1. Explain how advanced interpretation is used inside Earth, Energy, and Marine Elective II to analyze or design around professional presentation. Give the method, the assumptions that matter, and the conclusion you would stand behind.

- What to show: The governing principle behind advanced interpretation; A disciplined setup for professional presentation; A clear engineering conclusion - Solution outline: A strong solution identifies the governing principle for advanced interpretation before jumping into algebra, computation, or design detail. The work should connect advanced interpretation to professional presentation with explicit assumptions, a defensible setup, and a technically clear conclusion.

1. Write a cumulative response that shows how a student in Earth, Energy, and Marine Elective II should move from problem statement to defended result. Use the course outcomes to explain what high-quality work looks like.

- What to show: A staged engineering workflow; The assumptions or modeling choices that control the result; A defended final interpretation - Solution outline: A strong answer reflects the course outcome "Explain and use the core workflow behind additional depth in a selected earth, energy, or marine domain." and explains how disciplined setup, method choice, and interpretation fit together. The response should describe a full workflow, not isolated vocabulary words.

## Reference note

For the full bibliography behind this textbook, use @@TOKEN\_0@@. The answer key in this book is Summit-authored and aligned to the live course runtime.