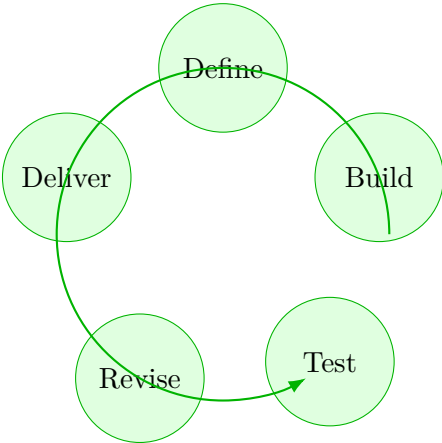


# Summit EEMS 410: Nuclear Systems and Reactor Analysis

Summit fully illustrated textbook edition

---



Original Summit-authored instructional text generated from the live course runtime, bibliography layer, and assessment structure.

March 22, 2026

@@TOKEN\_0@@ Summit first edition draft @@TOKEN\_1@@ college @@TOKEN\_2@@ 3 @@TO-  
KEN\_3@@ 14 weeks @@TOKEN\_4@@ 6-9 hours each week

# Originality note

This textbook is a Summit-authored instructional text. It is informed by the course bibliography in @@TOKEN\_0@@ and by open academic references used elsewhere in Summit, but it does not copy or restate any single commercial textbook.

# How this textbook was built

This book was generated from the live Summit course runtime for Nuclear Systems and Reactor Analysis: the syllabus, lesson sequence, reading chapters, guided practice, homework sets, quizzes, mastery exam, and workload standard. The design goal is to give a student a usable, course-complete book while preserving original Summit wording and sequencing.

Reactor behavior, system balances, and operational reasoning for nuclear energy systems. Summit positions this course around system-level behavior and operational reasoning in nuclear systems.

Systems chapters should keep interactions, constraints, and decision consequences visible instead of treating each variable in isolation.

This volume is structured as a teaching book rather than a bare note pack. Every chapter contains explanation, worked examples, guided practice, chapter homework, and a rear answer key so the student can study independently and still get disciplined feedback.

# Course use guide

- Read one chapter at a time in sequence; each chapter is aligned to a live lesson block in the course workspace.
- Rebuild the worked examples before attempting the graded homework or quiz material.
- Keep a scratch notebook beside the text and write down assumptions, diagrams, and the points where you usually get stuck.
- Use the course tutor, guided practice, and homework only after you can explain the chapter in your own words.

# Contents

Originality note	ii
How this textbook was built	iii
Course use guide	iv
Course map	vi
Prerequisite and readiness position	vii
Semester workload standard	viii
Reference basis	ix
1 Chapter 1 Foundations and governing ideas	1
2 Chapter 2 Core methods and notation discipline	7
3 Chapter 3 Extended methods and decision workflow	13
4 Chapter 4 Applications and system interpretation	19
5 Chapter 5 Integrated casework and professional communication	25
6 Chapter 6 Cumulative review and official assessment	31
7 Quiz review and official exam preparation	37
8 Course vocabulary index	39

**9 Back-of-book answers and solution outlines**

**40**

# Course map

- 6 live lesson chapters
- 6 graded homework checkpoints
- 3 timed quizzes
- 1 cumulative mastery exam
- 5 declared course outcomes

# Prerequisite and readiness position

Course prerequisites: energy-conversion-systems, differential-equations.

This course assumes the prerequisite tools are usable without reteaching them during the term. Summit treats prerequisites as active working knowledge, not paperwork only.

# Semester workload standard

Summit runtime workload label: 6-9 hours each week.

# Reference basis

Primary synthesis anchors from the bibliography for this course (50 listed references total):

1. Introduction to Nuclear Engineering
2. Nuclear Reactor Analysis
3. Handbook of Marine Craft Hydrodynamics and Motion Control
4. Petroleum Reservoir Engineering Practice
5. Engineering and Mining Journal Handbook
6. Theory of Nuclear Fission
7. Foundations in Applied Nuclear Engineering Analysis
8. Optimal Shutdown Control of Nuclear Reactors : Mathematics in Science and Engineering

# Chapter 1

## Chapter 1 Foundations and governing ideas

### Chapter purpose

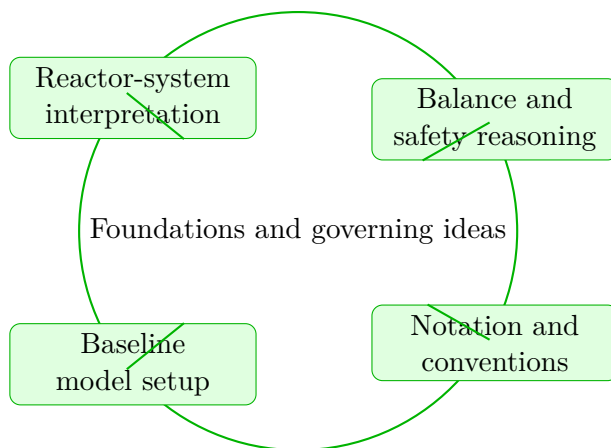
Nuclear Systems and Reactor Analysis concentrates on reactor-system interpretation and balance and safety reasoning in the context of system-level behavior and operational reasoning in nuclear systems.

This chapter sits at the opening of Nuclear Systems and Reactor Analysis. It develops Reactor-system interpretation, Balance and safety reasoning, Notation and conventions, and Baseline model setup so that the student can move from explanation to execution without losing the thread of the course.

The student should read this chapter with a network mindset. Whether the subject is management, operations, infrastructure, or policy, the point is to see how local choices reshape the whole system. The book therefore emphasizes interdependence, feedback, and tradeoff reasoning.

### Core ideas

- Reactor-system interpretation
- Balance and safety reasoning
- Notation and conventions
- Baseline model setup



## How to think through this chapter

Method in this family usually starts by naming the system boundary, the objective function or decision goal, the important constraints, and the major stakeholders. From there the student should structure the analysis so that recommendations remain traceable to evidence.

When working this chapter, keep the following question active: @@TOKEN\_0@@ A good student answer should connect setup, assumptions, and conclusion instead of only chasing a final number or sentence.

Nuclear Systems and Reactor Analysis concentrates on reactor-system interpretation and balance and safety reasoning in the context of system-level behavior and operational reasoning in nuclear systems.

## Why Foundations and governing ideas matters in Nuclear Systems and Reactor Analysis

Foundations and governing ideas is not just another topic block. It is where students learn to organize their thinking so that reactor-system interpretation becomes a deliberate tool instead of a memorized step list.

Summit treats this lesson as applied reasoning: students should be able to say what the model is doing, what assumptions it needs, and why the conclusion would hold up under review.

## How strong students move through this material

The strongest approach is to begin with the governing idea, then connect it to the problem setup, and only then carry out the detailed work. In this lesson that usually means centering reactor-system interpretation before letting algebra, computation, or design detail take over.

When balance and safety reasoning enters the picture, the student should already know what

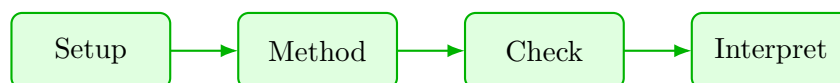
variables, constraints, or interpretations matter. That prevents the work from collapsing into disconnected steps.

## What to watch for when the work gets harder

Notation and conventions usually separate surface familiarity from real mastery. This is where students need to slow down, keep notation disciplined, and explain why the method choice still fits the problem.

A top-quality solution is not just correct. It is organized, explicit about assumptions, and clear enough that another engineer or instructor could audit the logic without guessing what was meant.

## Worked example



@@TOKEN\_0@@ Outline a complete nuclear systems and reactor analysis approach that uses reactor-system interpretation to reason through balance and safety reasoning.

1. Start by identifying the governing principle behind reactor-system interpretation and state the assumptions that make it valid in this setting.
2. Define the variables, coordinate choices, constraints, or design criteria that control balance and safety reasoning.
3. Carry the method through in a disciplined sequence, showing where reactor-system interpretation shapes the setup and intermediate steps.
4. Close with an engineering interpretation that explains what the result means and why the conclusion is reasonable.

Read this example twice: once for the flow of ideas and once for the technical structure of the solution.

## Worked-through guided example

@@TOKEN\_0@@ Work a nuclear systems and reactor analysis problem built around reactor-system interpretation. Explain the setup, the governing method, and the final conclusion you would defend.

1. State why reactor-system interpretation is the controlling idea in this problem.
2. List the variables, assumptions, and governing relationships before trying to solve.

3. Carry the reasoning forward in a clean sequence and end with a technical interpretation.

A complete solution begins from reactor-system interpretation, applies the correct course method, and closes with a written interpretation that explains why the result is reasonable.

## Instructor commentary

Students should annotate this chapter for structure, not just facts. Mark where the argument changes direction, where the method requires a hidden assumption, and where the conclusion becomes more general than the worked example. If the chapter feels easy while you are reading it but difficult when you close the page, you have not yet converted recognition into mastery.

Study should alternate between framework notes, applied cases, and short decision memos so that analysis and communication stay connected.

## Practice while you read

#### Foundations and governing ideas guided practice

Nuclear Systems and Reactor Analysis concentrates on reactor-system interpretation and balance and safety reasoning in the context of system-level behavior and operational reasoning in nuclear systems.

@@TOKEN\_0@@ Work a nuclear systems and reactor analysis problem built around reactor-system interpretation. Explain the setup, the governing method, and the final conclusion you would defend.

- Hint: Return to the key idea reactor-system interpretation and identify what assumptions, variables, or constraints must be fixed before you work forward.
- Step 1: State why reactor-system interpretation is the controlling idea in this problem.
- Step 2: List the variables, assumptions, and governing relationships before trying to solve.
- Step 3: Carry the reasoning forward in a clean sequence and end with a technical interpretation.
- Checkpoint: A strong checkpoint answer identifies reactor-system interpretation, builds a disciplined setup, and defends a final conclusion.

@@TOKEN\_0@@ Work a nuclear systems and reactor analysis problem built around balance and safety reasoning. Explain the setup, the governing method, and the final conclusion you would defend.

- Hint: Return to the key idea balance and safety reasoning and identify what assumptions, variables, or constraints must be fixed before you work forward.
- Step 1: State why balance and safety reasoning is the controlling idea in this problem.

- Step 2: List the variables, assumptions, and governing relationships before trying to solve.
- Step 3: Carry the reasoning forward in a clean sequence and end with a technical interpretation.
- Checkpoint: A strong checkpoint answer identifies balance and safety reasoning, builds a disciplined setup, and defends a final conclusion.

## Chapter homework

@@TOKEN\_0@@ Nuclear Systems and Reactor Analysis concentrates on reactor-system interpretation and balance and safety reasoning in the context of system-level behavior and operational reasoning in nuclear systems.

1. Complete a full nuclear systems and reactor analysis problem centered on reactor-system interpretation. State the setup, the governing method, and the engineering conclusion you would defend.
2. Complete a full nuclear systems and reactor analysis problem centered on balance and safety reasoning. State the setup, the governing method, and the engineering conclusion you would defend.
3. Complete a full nuclear systems and reactor analysis problem centered on notation and conventions. State the setup, the governing method, and the engineering conclusion you would defend.
4. Complete a full nuclear systems and reactor analysis problem centered on baseline model setup. State the setup, the governing method, and the engineering conclusion you would defend.

Answers for these homework problems appear in the back-of-book answer key.

## Chapter summary and study notes

- Explain when reactor-system interpretation is the right tool and when it is not.
- Carry a full solution or analysis from setup to conclusion without skipping assumptions.
- Use notation, units, and technical language clearly enough for formal grading.

## Study tips

- Name the governing idea first: Reactor-system interpretation.
- Write down assumptions and constraints before pushing through calculations or design choices.
- End every serious solution with a technical interpretation, not only a final number or label.

## Common traps

- Jumping into symbol manipulation before the governing model is clear.
- Treating the procedure like a script instead of checking whether the assumptions still hold.
- Stopping at the answer line without explaining what the result means in context.

## Family-level errors to watch for

- Optimizing one piece of the system without checking spillover effects.
- Confusing a metric with the real decision objective.
- Making recommendations without showing the logic or tradeoffs behind them.

## Chapter 2

# Chapter 2 Core methods and notation discipline

### Chapter purpose

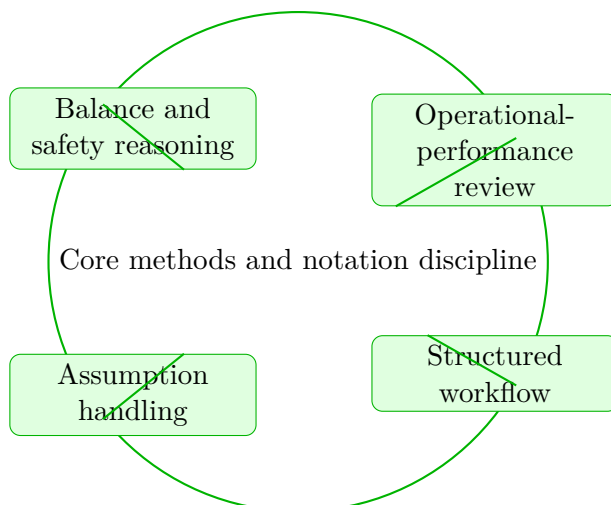
Nuclear Systems and Reactor Analysis concentrates on balance and safety reasoning and operational-performance review in the context of system-level behavior and operational reasoning in nuclear systems.

This chapter sits in the middle of Nuclear Systems and Reactor Analysis. It develops Balance and safety reasoning, Operational-performance review, Structured workflow, and Assumption handling so that the student can move from explanation to execution without losing the thread of the course.

The student should read this chapter with a network mindset. Whether the subject is management, operations, infrastructure, or policy, the point is to see how local choices reshape the whole system. The book therefore emphasizes interdependence, feedback, and tradeoff reasoning.

### Core ideas

- Balance and safety reasoning
- Operational-performance review
- Structured workflow
- Assumption handling



## How to think through this chapter

Method in this family usually starts by naming the system boundary, the objective function or decision goal, the important constraints, and the major stakeholders. From there the student should structure the analysis so that recommendations remain traceable to evidence.

When working this chapter, keep the following question active: @@TOKEN\_0@@ A good student answer should connect setup, assumptions, and conclusion instead of only chasing a final number or sentence.

Nuclear Systems and Reactor Analysis concentrates on balance and safety reasoning and operational-performance review in the context of system-level behavior and operational reasoning in nuclear systems.

## Why Core methods and notation discipline matters in Nuclear Systems and Reactor Analysis

Core methods and notation discipline is not just another topic block. It is where students learn to organize their thinking so that balance and safety reasoning becomes a deliberate tool instead of a memorized step list.

Summit treats this lesson as applied reasoning: students should be able to say what the model is doing, what assumptions it needs, and why the conclusion would hold up under review.

## How strong students move through this material

The strongest approach is to begin with the governing idea, then connect it to the problem setup, and only then carry out the detailed work. In this lesson that usually means centering balance and safety reasoning before letting algebra, computation, or design detail take over.

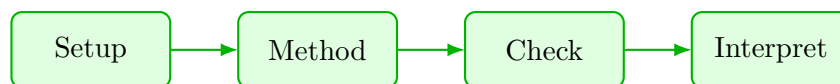
When operational-performance review enters the picture, the student should already know what variables, constraints, or interpretations matter. That prevents the work from collapsing into disconnected steps.

## What to watch for when the work gets harder

Structured workflow usually separate surface familiarity from real mastery. This is where students need to slow down, keep notation disciplined, and explain why the method choice still fits the problem.

A top-quality solution is not just correct. It is organized, explicit about assumptions, and clear enough that another engineer or instructor could audit the logic without guessing what was meant.

## Worked example



@@TOKEN\_0@@ Outline a complete nuclear systems and reactor analysis approach that uses balance and safety reasoning to reason through operational-performance review.

1. Start by identifying the governing principle behind balance and safety reasoning and state the assumptions that make it valid in this setting.
2. Define the variables, coordinate choices, constraints, or design criteria that control operational-performance review.
3. Carry the method through in a disciplined sequence, showing where balance and safety reasoning shapes the setup and intermediate steps.
4. Close with an engineering interpretation that explains what the result means and why the conclusion is reasonable.

Read this example twice: once for the flow of ideas and once for the technical structure of the solution.

## Worked-through guided example

@@TOKEN\_0@@ Work a nuclear systems and reactor analysis problem built around balance and safety reasoning. Explain the setup, the governing method, and the final conclusion you would defend.

1. State why balance and safety reasoning is the controlling idea in this problem.

2. List the variables, assumptions, and governing relationships before trying to solve.
3. Carry the reasoning forward in a clean sequence and end with a technical interpretation.

A complete solution begins from balance and safety reasoning, applies the correct course method, and closes with a written interpretation that explains why the result is reasonable.

## Instructor commentary

Students should annotate this chapter for structure, not just facts. Mark where the argument changes direction, where the method requires a hidden assumption, and where the conclusion becomes more general than the worked example. If the chapter feels easy while you are reading it but difficult when you close the page, you have not yet converted recognition into mastery.

Study should alternate between framework notes, applied cases, and short decision memos so that analysis and communication stay connected.

## Practice while you read

#### Core methods and notation discipline guided practice

Nuclear Systems and Reactor Analysis concentrates on balance and safety reasoning and operational-performance review in the context of system-level behavior and operational reasoning in nuclear systems.

@@TOKEN\_0@@ Work a nuclear systems and reactor analysis problem built around balance and safety reasoning. Explain the setup, the governing method, and the final conclusion you would defend.

- Hint: Return to the key idea balance and safety reasoning and identify what assumptions, variables, or constraints must be fixed before you work forward.
- Step 1: State why balance and safety reasoning is the controlling idea in this problem.
- Step 2: List the variables, assumptions, and governing relationships before trying to solve.
- Step 3: Carry the reasoning forward in a clean sequence and end with a technical interpretation.
- Checkpoint: A strong checkpoint answer identifies balance and safety reasoning, builds a disciplined setup, and defends a final conclusion.

@@TOKEN\_0@@ Work a nuclear systems and reactor analysis problem built around operational-performance review. Explain the setup, the governing method, and the final conclusion you would defend.

- Hint: Return to the key idea operational-performance review and identify what assumptions, variables, or constraints must be fixed before you work forward.

- Step 1: State why operational-performance review is the controlling idea in this problem.
- Step 2: List the variables, assumptions, and governing relationships before trying to solve.
- Step 3: Carry the reasoning forward in a clean sequence and end with a technical interpretation.
- Checkpoint: A strong checkpoint answer identifies operational-performance review, builds a disciplined setup, and defends a final conclusion.

## Chapter homework

@@TOKEN\_0@@ Nuclear Systems and Reactor Analysis concentrates on balance and safety reasoning and operational-performance review in the context of system-level behavior and operational reasoning in nuclear systems.

1. Complete a full nuclear systems and reactor analysis problem centered on balance and safety reasoning. State the setup, the governing method, and the engineering conclusion you would defend.
2. Complete a full nuclear systems and reactor analysis problem centered on operational-performance review. State the setup, the governing method, and the engineering conclusion you would defend.
3. Complete a full nuclear systems and reactor analysis problem centered on structured workflow. State the setup, the governing method, and the engineering conclusion you would defend.
4. Complete a full nuclear systems and reactor analysis problem centered on assumption handling. State the setup, the governing method, and the engineering conclusion you would defend.

Answers for these homework problems appear in the back-of-book answer key.

## Chapter summary and study notes

- Explain when balance and safety reasoning is the right tool and when it is not.
- Carry a full solution or analysis from setup to conclusion without skipping assumptions.
- Use notation, units, and technical language clearly enough for formal grading.

## Study tips

- Name the governing idea first: Balance and safety reasoning.
- Write down assumptions and constraints before pushing through calculations or design choices.
- End every serious solution with a technical interpretation, not only a final number or label.

## **Common traps**

- Jumping into symbol manipulation before the governing model is clear.
- Treating the procedure like a script instead of checking whether the assumptions still hold.
- Stopping at the answer line without explaining what the result means in context.

## **Family-level errors to watch for**

- Optimizing one piece of the system without checking spillover effects.
- Confusing a metric with the real decision objective.
- Making recommendations without showing the logic or tradeoffs behind them.

## Chapter 3

# Chapter 3 Extended methods and decision workflow

### Chapter purpose

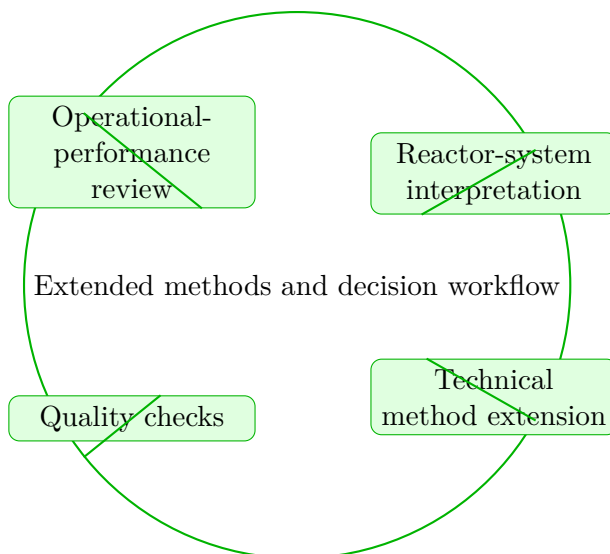
Nuclear Systems and Reactor Analysis concentrates on operational-performance review and reactor-system interpretation in the context of system-level behavior and operational reasoning in nuclear systems.

This chapter sits in the middle of Nuclear Systems and Reactor Analysis. It develops Operational-performance review, Reactor-system interpretation, Technical method extension, and Quality checks so that the student can move from explanation to execution without losing the thread of the course.

The student should read this chapter with a network mindset. Whether the subject is management, operations, infrastructure, or policy, the point is to see how local choices reshape the whole system. The book therefore emphasizes interdependence, feedback, and tradeoff reasoning.

### Core ideas

- Operational-performance review
- Reactor-system interpretation
- Technical method extension
- Quality checks



## How to think through this chapter

Method in this family usually starts by naming the system boundary, the objective function or decision goal, the important constraints, and the major stakeholders. From there the student should structure the analysis so that recommendations remain traceable to evidence.

When working this chapter, keep the following question active: @@TOKEN\_0@@ A good student answer should connect setup, assumptions, and conclusion instead of only chasing a final number or sentence.

Nuclear Systems and Reactor Analysis concentrates on operational-performance review and reactor-system interpretation in the context of system-level behavior and operational reasoning in nuclear systems.

## Why Extended methods and decision workflow matters in Nuclear Systems and Reactor Analysis

Extended methods and decision workflow is not just another topic block. It is where students learn to organize their thinking so that operational-performance review becomes a deliberate tool instead of a memorized step list.

Summit treats this lesson as applied reasoning: students should be able to say what the model is doing, what assumptions it needs, and why the conclusion would hold up under review.

## How strong students move through this material

The strongest approach is to begin with the governing idea, then connect it to the problem setup, and only then carry out the detailed work. In this lesson that usually means centering operational-

performance review before letting algebra, computation, or design detail take over.

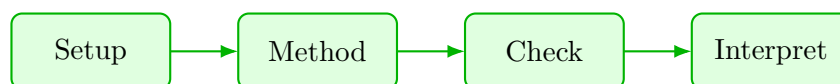
When reactor-system interpretation enters the picture, the student should already know what variables, constraints, or interpretations matter. That prevents the work from collapsing into disconnected steps.

## What to watch for when the work gets harder

Technical method extension usually separate surface familiarity from real mastery. This is where students need to slow down, keep notation disciplined, and explain why the method choice still fits the problem.

A top-quality solution is not just correct. It is organized, explicit about assumptions, and clear enough that another engineer or instructor could audit the logic without guessing what was meant.

## Worked example



@@TOKEN\_0@@ Outline a complete nuclear systems and reactor analysis approach that uses operational-performance review to reason through reactor-system interpretation.

1. Start by identifying the governing principle behind operational-performance review and state the assumptions that make it valid in this setting.
2. Define the variables, coordinate choices, constraints, or design criteria that control reactor-system interpretation.
3. Carry the method through in a disciplined sequence, showing where operational-performance review shapes the setup and intermediate steps.
4. Close with an engineering interpretation that explains what the result means and why the conclusion is reasonable.

Read this example twice: once for the flow of ideas and once for the technical structure of the solution.

## Worked-through guided example

@@TOKEN\_0@@ Work a nuclear systems and reactor analysis problem built around operational-performance review. Explain the setup, the governing method, and the final conclusion you would defend.

1. State why operational-performance review is the controlling idea in this problem.
2. List the variables, assumptions, and governing relationships before trying to solve.
3. Carry the reasoning forward in a clean sequence and end with a technical interpretation.

A complete solution begins from operational-performance review, applies the correct course method, and closes with a written interpretation that explains why the result is reasonable.

## Instructor commentary

Students should annotate this chapter for structure, not just facts. Mark where the argument changes direction, where the method requires a hidden assumption, and where the conclusion becomes more general than the worked example. If the chapter feels easy while you are reading it but difficult when you close the page, you have not yet converted recognition into mastery.

Study should alternate between framework notes, applied cases, and short decision memos so that analysis and communication stay connected.

## Practice while you read

#### Extended methods and decision workflow guided practice

Nuclear Systems and Reactor Analysis concentrates on operational-performance review and reactor-system interpretation in the context of system-level behavior and operational reasoning in nuclear systems.

@@TOKEN\_0@@ Work a nuclear systems and reactor analysis problem built around operational-performance review. Explain the setup, the governing method, and the final conclusion you would defend.

- Hint: Return to the key idea operational-performance review and identify what assumptions, variables, or constraints must be fixed before you work forward.
- Step 1: State why operational-performance review is the controlling idea in this problem.
- Step 2: List the variables, assumptions, and governing relationships before trying to solve.
- Step 3: Carry the reasoning forward in a clean sequence and end with a technical interpretation.
- Checkpoint: A strong checkpoint answer identifies operational-performance review, builds a disciplined setup, and defends a final conclusion.

@@TOKEN\_0@@ Work a nuclear systems and reactor analysis problem built around reactor-system interpretation. Explain the setup, the governing method, and the final conclusion you would defend.

- Hint: Return to the key idea reactor-system interpretation and identify what assumptions, variables, or constraints must be fixed before you work forward.
- Step 1: State why reactor-system interpretation is the controlling idea in this problem.
- Step 2: List the variables, assumptions, and governing relationships before trying to solve.
- Step 3: Carry the reasoning forward in a clean sequence and end with a technical interpretation.
- Checkpoint: A strong checkpoint answer identifies reactor-system interpretation, builds a disciplined setup, and defends a final conclusion.

## Chapter homework

@@TOKEN\_0@@ Nuclear Systems and Reactor Analysis concentrates on operational-performance review and reactor-system interpretation in the context of system-level behavior and operational reasoning in nuclear systems.

1. Complete a full nuclear systems and reactor analysis problem centered on operational-performance review. State the setup, the governing method, and the engineering conclusion you would defend.
2. Complete a full nuclear systems and reactor analysis problem centered on reactor-system interpretation. State the setup, the governing method, and the engineering conclusion you would defend.
3. Complete a full nuclear systems and reactor analysis problem centered on technical method extension. State the setup, the governing method, and the engineering conclusion you would defend.
4. Complete a full nuclear systems and reactor analysis problem centered on quality checks. State the setup, the governing method, and the engineering conclusion you would defend.

Answers for these homework problems appear in the back-of-book answer key.

## Chapter summary and study notes

- Explain when operational-performance review is the right tool and when it is not.
- Carry a full solution or analysis from setup to conclusion without skipping assumptions.
- Use notation, units, and technical language clearly enough for formal grading.

## Study tips

- Name the governing idea first: Operational-performance review.
- Write down assumptions and constraints before pushing through calculations or design choices.

- End every serious solution with a technical interpretation, not only a final number or label.

## **Common traps**

- Jumping into symbol manipulation before the governing model is clear.
- Treating the procedure like a script instead of checking whether the assumptions still hold.
- Stopping at the answer line without explaining what the result means in context.

## **Family-level errors to watch for**

- Optimizing one piece of the system without checking spillover effects.
- Confusing a metric with the real decision objective.
- Making recommendations without showing the logic or tradeoffs behind them.

## Chapter 4

# Chapter 4 Applications and system interpretation

### Chapter purpose

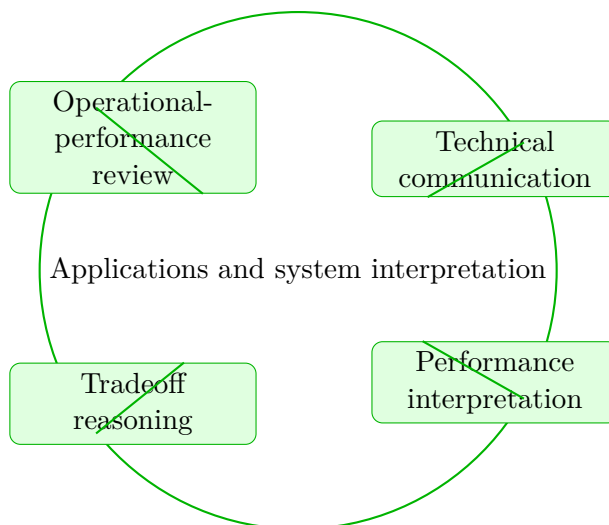
Nuclear Systems and Reactor Analysis concentrates on operational-performance review and technical communication in the context of system-level behavior and operational reasoning in nuclear systems.

This chapter sits in the middle of Nuclear Systems and Reactor Analysis. It develops Operational-performance review, Technical communication, Performance interpretation, and Tradeoff reasoning so that the student can move from explanation to execution without losing the thread of the course.

The student should read this chapter with a network mindset. Whether the subject is management, operations, infrastructure, or policy, the point is to see how local choices reshape the whole system. The book therefore emphasizes interdependence, feedback, and tradeoff reasoning.

### Core ideas

- Operational-performance review
- Technical communication
- Performance interpretation
- Tradeoff reasoning



## How to think through this chapter

Method in this family usually starts by naming the system boundary, the objective function or decision goal, the important constraints, and the major stakeholders. From there the student should structure the analysis so that recommendations remain traceable to evidence.

When working this chapter, keep the following question active: @@TOKEN\_0@@ A good student answer should connect setup, assumptions, and conclusion instead of only chasing a final number or sentence.

Nuclear Systems and Reactor Analysis concentrates on operational-performance review and technical communication in the context of system-level behavior and operational reasoning in nuclear systems.

## Why Applications and system interpretation matters in Nuclear Systems and Reactor Analysis

Applications and system interpretation is not just another topic block. It is where students learn to organize their thinking so that operational-performance review becomes a deliberate tool instead of a memorized step list.

Summit treats this lesson as applied reasoning: students should be able to say what the model is doing, what assumptions it needs, and why the conclusion would hold up under review.

## How strong students move through this material

The strongest approach is to begin with the governing idea, then connect it to the problem setup, and only then carry out the detailed work. In this lesson that usually means centering operational-performance review before letting algebra, computation, or design detail take over.

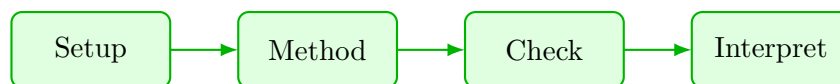
When technical communication enters the picture, the student should already know what variables, constraints, or interpretations matter. That prevents the work from collapsing into disconnected steps.

## What to watch for when the work gets harder

Performance interpretation usually separate surface familiarity from real mastery. This is where students need to slow down, keep notation disciplined, and explain why the method choice still fits the problem.

A top-quality solution is not just correct. It is organized, explicit about assumptions, and clear enough that another engineer or instructor could audit the logic without guessing what was meant.

## Worked example



@@TOKEN\_0@@ Outline a complete nuclear systems and reactor analysis approach that uses operational-performance review to reason through technical communication.

1. Start by identifying the governing principle behind operational-performance review and state the assumptions that make it valid in this setting.
2. Define the variables, coordinate choices, constraints, or design criteria that control technical communication.
3. Carry the method through in a disciplined sequence, showing where operational-performance review shapes the setup and intermediate steps.
4. Close with an engineering interpretation that explains what the result means and why the conclusion is reasonable.

Read this example twice: once for the flow of ideas and once for the technical structure of the solution.

## Worked-through guided example

@@TOKEN\_0@@ Work a nuclear systems and reactor analysis problem built around operational-performance review. Explain the setup, the governing method, and the final conclusion you would defend.

1. State why operational-performance review is the controlling idea in this problem.

2. List the variables, assumptions, and governing relationships before trying to solve.
3. Carry the reasoning forward in a clean sequence and end with a technical interpretation.

A complete solution begins from operational-performance review, applies the correct course method, and closes with a written interpretation that explains why the result is reasonable.

## Instructor commentary

Students should annotate this chapter for structure, not just facts. Mark where the argument changes direction, where the method requires a hidden assumption, and where the conclusion becomes more general than the worked example. If the chapter feels easy while you are reading it but difficult when you close the page, you have not yet converted recognition into mastery.

Study should alternate between framework notes, applied cases, and short decision memos so that analysis and communication stay connected.

## Practice while you read

#### Applications and system interpretation guided practice

Nuclear Systems and Reactor Analysis concentrates on operational-performance review and technical communication in the context of system-level behavior and operational reasoning in nuclear systems.

@@TOKEN\_0@@ Work a nuclear systems and reactor analysis problem built around operational-performance review. Explain the setup, the governing method, and the final conclusion you would defend.

- Hint: Return to the key idea operational-performance review and identify what assumptions, variables, or constraints must be fixed before you work forward.
- Step 1: State why operational-performance review is the controlling idea in this problem.
- Step 2: List the variables, assumptions, and governing relationships before trying to solve.
- Step 3: Carry the reasoning forward in a clean sequence and end with a technical interpretation.
- Checkpoint: A strong checkpoint answer identifies operational-performance review, builds a disciplined setup, and defends a final conclusion.

@@TOKEN\_0@@ Work a nuclear systems and reactor analysis problem built around technical communication. Explain the setup, the governing method, and the final conclusion you would defend.

- Hint: Return to the key idea technical communication and identify what assumptions, variables, or constraints must be fixed before you work forward.

- Step 1: State why technical communication is the controlling idea in this problem.
- Step 2: List the variables, assumptions, and governing relationships before trying to solve.
- Step 3: Carry the reasoning forward in a clean sequence and end with a technical interpretation.
- Checkpoint: A strong checkpoint answer identifies technical communication, builds a disciplined setup, and defends a final conclusion.

## Chapter homework

@@TOKEN\_0@@ Nuclear Systems and Reactor Analysis concentrates on operational-performance review and technical communication in the context of system-level behavior and operational reasoning in nuclear systems.

1. Complete a full nuclear systems and reactor analysis problem centered on operational-performance review. State the setup, the governing method, and the engineering conclusion you would defend.
2. Complete a full nuclear systems and reactor analysis problem centered on technical communication. State the setup, the governing method, and the engineering conclusion you would defend.
3. Complete a full nuclear systems and reactor analysis problem centered on performance interpretation. State the setup, the governing method, and the engineering conclusion you would defend.
4. Complete a full nuclear systems and reactor analysis problem centered on tradeoff reasoning. State the setup, the governing method, and the engineering conclusion you would defend.

Answers for these homework problems appear in the back-of-book answer key.

## Chapter summary and study notes

- Explain when operational-performance review is the right tool and when it is not.
- Carry a full solution or analysis from setup to conclusion without skipping assumptions.
- Use notation, units, and technical language clearly enough for formal grading.

## Study tips

- Name the governing idea first: Operational-performance review.
- Write down assumptions and constraints before pushing through calculations or design choices.
- End every serious solution with a technical interpretation, not only a final number or label.

## **Common traps**

- Jumping into symbol manipulation before the governing model is clear.
- Treating the procedure like a script instead of checking whether the assumptions still hold.
- Stopping at the answer line without explaining what the result means in context.

## **Family-level errors to watch for**

- Optimizing one piece of the system without checking spillover effects.
- Confusing a metric with the real decision objective.
- Making recommendations without showing the logic or tradeoffs behind them.

## Chapter 5

# Chapter 5 Integrated casework and professional communication

### Chapter purpose

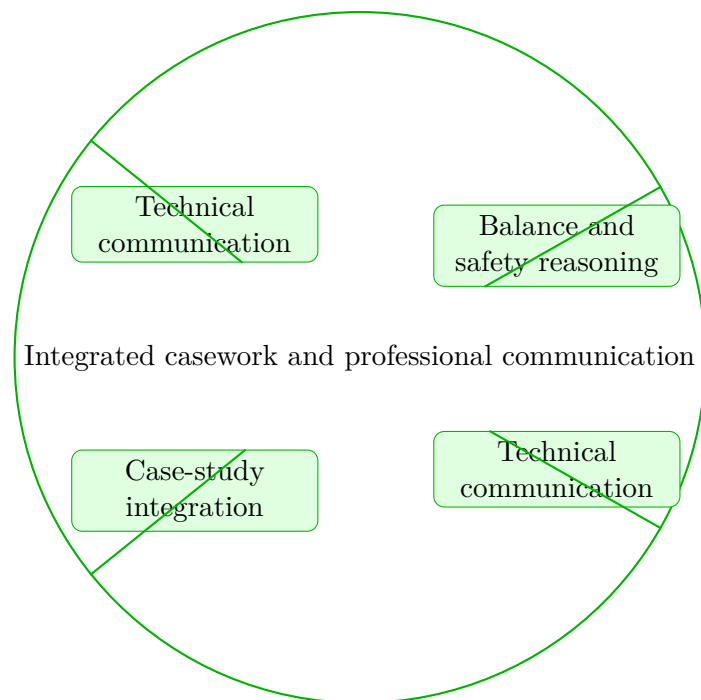
Nuclear Systems and Reactor Analysis concentrates on technical communication and balance and safety reasoning in the context of system-level behavior and operational reasoning in nuclear systems.

This chapter sits in the middle of Nuclear Systems and Reactor Analysis. It develops Technical communication, Balance and safety reasoning, Technical communication, and Case-study integration so that the student can move from explanation to execution without losing the thread of the course.

The student should read this chapter with a network mindset. Whether the subject is management, operations, infrastructure, or policy, the point is to see how local choices reshape the whole system. The book therefore emphasizes interdependence, feedback, and tradeoff reasoning.

### Core ideas

- Technical communication
- Balance and safety reasoning
- Technical communication
- Case-study integration



## How to think through this chapter

Method in this family usually starts by naming the system boundary, the objective function or decision goal, the important constraints, and the major stakeholders. From there the student should structure the analysis so that recommendations remain traceable to evidence.

When working this chapter, keep the following question active: @@TOKEN\_0@@ A good student answer should connect setup, assumptions, and conclusion instead of only chasing a final number or sentence.

Nuclear Systems and Reactor Analysis concentrates on technical communication and balance and safety reasoning in the context of system-level behavior and operational reasoning in nuclear systems.

## Why Integrated casework and professional communication matters in Nuclear Systems and Reactor Analysis

Integrated casework and professional communication is not just another topic block. It is where students learn to organize their thinking so that technical communication becomes a deliberate tool instead of a memorized step list.

Summit treats this lesson as applied reasoning: students should be able to say what the model is doing, what assumptions it needs, and why the conclusion would hold up under review.

## How strong students move through this material

The strongest approach is to begin with the governing idea, then connect it to the problem setup, and only then carry out the detailed work. In this lesson that usually means centering technical communication before letting algebra, computation, or design detail take over.

When balance and safety reasoning enters the picture, the student should already know what variables, constraints, or interpretations matter. That prevents the work from collapsing into disconnected steps.

## What to watch for when the work gets harder

Technical communication usually separate surface familiarity from real mastery. This is where students need to slow down, keep notation disciplined, and explain why the method choice still fits the problem.

A top-quality solution is not just correct. It is organized, explicit about assumptions, and clear enough that another engineer or instructor could audit the logic without guessing what was meant.

## Worked example



@@TOKEN\_0@@ Outline a complete nuclear systems and reactor analysis approach that uses technical communication to reason through balance and safety reasoning.

1. Start by identifying the governing principle behind technical communication and state the assumptions that make it valid in this setting.
2. Define the variables, coordinate choices, constraints, or design criteria that control balance and safety reasoning.
3. Carry the method through in a disciplined sequence, showing where technical communication shapes the setup and intermediate steps.
4. Close with an engineering interpretation that explains what the result means and why the conclusion is reasonable.

Read this example twice: once for the flow of ideas and once for the technical structure of the solution.

## Worked-through guided example

@@TOKEN\_0@@ Work a nuclear systems and reactor analysis problem built around technical communication. Explain the setup, the governing method, and the final conclusion you would defend.

1. State why technical communication is the controlling idea in this problem.
2. List the variables, assumptions, and governing relationships before trying to solve.
3. Carry the reasoning forward in a clean sequence and end with a technical interpretation.

A complete solution begins from technical communication, applies the correct course method, and closes with a written interpretation that explains why the result is reasonable.

## Instructor commentary

Students should annotate this chapter for structure, not just facts. Mark where the argument changes direction, where the method requires a hidden assumption, and where the conclusion becomes more general than the worked example. If the chapter feels easy while you are reading it but difficult when you close the page, you have not yet converted recognition into mastery.

Study should alternate between framework notes, applied cases, and short decision memos so that analysis and communication stay connected.

## Practice while you read

#### Integrated casework and professional communication guided practice

Nuclear Systems and Reactor Analysis concentrates on technical communication and balance and safety reasoning in the context of system-level behavior and operational reasoning in nuclear systems.

@@TOKEN\_0@@ Work a nuclear systems and reactor analysis problem built around technical communication. Explain the setup, the governing method, and the final conclusion you would defend.

- Hint: Return to the key idea technical communication and identify what assumptions, variables, or constraints must be fixed before you work forward.
- Step 1: State why technical communication is the controlling idea in this problem.
- Step 2: List the variables, assumptions, and governing relationships before trying to solve.
- Step 3: Carry the reasoning forward in a clean sequence and end with a technical interpretation.
- Checkpoint: A strong checkpoint answer identifies technical communication, builds a disciplined setup, and defends a final conclusion.

@@TOKEN\_0@@ Work a nuclear systems and reactor analysis problem built around balance and safety reasoning. Explain the setup, the governing method, and the final conclusion you would defend.

- Hint: Return to the key idea balance and safety reasoning and identify what assumptions, variables, or constraints must be fixed before you work forward.
- Step 1: State why balance and safety reasoning is the controlling idea in this problem.
- Step 2: List the variables, assumptions, and governing relationships before trying to solve.
- Step 3: Carry the reasoning forward in a clean sequence and end with a technical interpretation.
- Checkpoint: A strong checkpoint answer identifies balance and safety reasoning, builds a disciplined setup, and defends a final conclusion.

## Chapter homework

@@TOKEN\_0@@ Nuclear Systems and Reactor Analysis concentrates on technical communication and balance and safety reasoning in the context of system-level behavior and operational reasoning in nuclear systems.

1. Complete a full nuclear systems and reactor analysis problem centered on technical communication. State the setup, the governing method, and the engineering conclusion you would defend.
2. Complete a full nuclear systems and reactor analysis problem centered on balance and safety reasoning. State the setup, the governing method, and the engineering conclusion you would defend.
3. Complete a full nuclear systems and reactor analysis problem centered on technical communication. State the setup, the governing method, and the engineering conclusion you would defend.
4. Complete a full nuclear systems and reactor analysis problem centered on case-study integration. State the setup, the governing method, and the engineering conclusion you would defend.

Answers for these homework problems appear in the back-of-book answer key.

## Chapter summary and study notes

- Explain when technical communication is the right tool and when it is not.
- Carry a full solution or analysis from setup to conclusion without skipping assumptions.
- Use notation, units, and technical language clearly enough for formal grading.

## Study tips

- Name the governing idea first: Technical communication.
- Write down assumptions and constraints before pushing through calculations or design choices.
- End every serious solution with a technical interpretation, not only a final number or label.

## Common traps

- Jumping into symbol manipulation before the governing model is clear.
- Treating the procedure like a script instead of checking whether the assumptions still hold.
- Stopping at the answer line without explaining what the result means in context.

## Family-level errors to watch for

- Optimizing one piece of the system without checking spillover effects.
- Confusing a metric with the real decision objective.
- Making recommendations without showing the logic or tradeoffs behind them.

## Chapter 6

# Chapter 6 Cumulative review and official assessment

### Chapter purpose

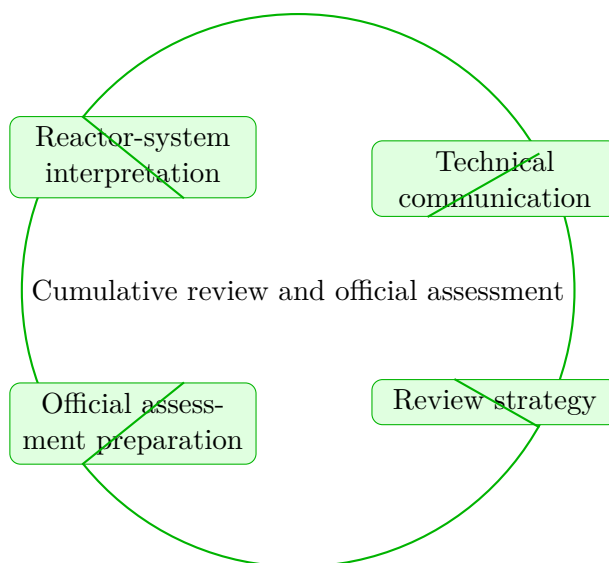
Nuclear Systems and Reactor Analysis concentrates on reactor-system interpretation and technical communication in the context of system-level behavior and operational reasoning in nuclear systems.

This chapter sits at the end of Nuclear Systems and Reactor Analysis. It develops Reactor-system interpretation, Technical communication, Review strategy, and Official assessment preparation so that the student can move from explanation to execution without losing the thread of the course.

The student should read this chapter with a network mindset. Whether the subject is management, operations, infrastructure, or policy, the point is to see how local choices reshape the whole system. The book therefore emphasizes interdependence, feedback, and tradeoff reasoning.

### Core ideas

- Reactor-system interpretation
- Technical communication
- Review strategy
- Official assessment preparation



## How to think through this chapter

Method in this family usually starts by naming the system boundary, the objective function or decision goal, the important constraints, and the major stakeholders. From there the student should structure the analysis so that recommendations remain traceable to evidence.

When working this chapter, keep the following question active: @@TOKEN\_0@@ A good student answer should connect setup, assumptions, and conclusion instead of only chasing a final number or sentence.

Nuclear Systems and Reactor Analysis concentrates on reactor-system interpretation and technical communication in the context of system-level behavior and operational reasoning in nuclear systems.

## Why Cumulative review and official assessment matters in Nuclear Systems and Reactor Analysis

Cumulative review and official assessment is not just another topic block. It is where students learn to organize their thinking so that reactor-system interpretation becomes a deliberate tool instead of a memorized step list.

Summit treats this lesson as applied reasoning: students should be able to say what the model is doing, what assumptions it needs, and why the conclusion would hold up under review.

## How strong students move through this material

The strongest approach is to begin with the governing idea, then connect it to the problem setup, and only then carry out the detailed work. In this lesson that usually means centering reactor-system interpretation before letting algebra, computation, or design detail take over.

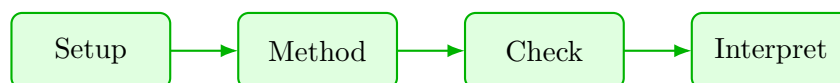
When technical communication enters the picture, the student should already know what variables, constraints, or interpretations matter. That prevents the work from collapsing into disconnected steps.

## What to watch for when the work gets harder

Review strategy usually separate surface familiarity from real mastery. This is where students need to slow down, keep notation disciplined, and explain why the method choice still fits the problem.

A top-quality solution is not just correct. It is organized, explicit about assumptions, and clear enough that another engineer or instructor could audit the logic without guessing what was meant.

## Worked example



@@TOKEN\_0@@ Outline a complete nuclear systems and reactor analysis approach that uses reactor-system interpretation to reason through technical communication.

1. Start by identifying the governing principle behind reactor-system interpretation and state the assumptions that make it valid in this setting.
2. Define the variables, coordinate choices, constraints, or design criteria that control technical communication.
3. Carry the method through in a disciplined sequence, showing where reactor-system interpretation shapes the setup and intermediate steps.
4. Close with an engineering interpretation that explains what the result means and why the conclusion is reasonable.

Read this example twice: once for the flow of ideas and once for the technical structure of the solution.

## Worked-through guided example

@@TOKEN\_0@@ Work a nuclear systems and reactor analysis problem built around reactor-system interpretation. Explain the setup, the governing method, and the final conclusion you would defend.

1. State why reactor-system interpretation is the controlling idea in this problem.
2. List the variables, assumptions, and governing relationships before trying to solve.

3. Carry the reasoning forward in a clean sequence and end with a technical interpretation.

A complete solution begins from reactor-system interpretation, applies the correct course method, and closes with a written interpretation that explains why the result is reasonable.

## Instructor commentary

Students should annotate this chapter for structure, not just facts. Mark where the argument changes direction, where the method requires a hidden assumption, and where the conclusion becomes more general than the worked example. If the chapter feels easy while you are reading it but difficult when you close the page, you have not yet converted recognition into mastery.

Study should alternate between framework notes, applied cases, and short decision memos so that analysis and communication stay connected.

## Practice while you read

#### Cumulative review and official assessment guided practice

Nuclear Systems and Reactor Analysis concentrates on reactor-system interpretation and technical communication in the context of system-level behavior and operational reasoning in nuclear systems.

@@TOKEN\_0@@ Work a nuclear systems and reactor analysis problem built around reactor-system interpretation. Explain the setup, the governing method, and the final conclusion you would defend.

- Hint: Return to the key idea reactor-system interpretation and identify what assumptions, variables, or constraints must be fixed before you work forward.
- Step 1: State why reactor-system interpretation is the controlling idea in this problem.
- Step 2: List the variables, assumptions, and governing relationships before trying to solve.
- Step 3: Carry the reasoning forward in a clean sequence and end with a technical interpretation.
- Checkpoint: A strong checkpoint answer identifies reactor-system interpretation, builds a disciplined setup, and defends a final conclusion.

@@TOKEN\_0@@ Work a nuclear systems and reactor analysis problem built around technical communication. Explain the setup, the governing method, and the final conclusion you would defend.

- Hint: Return to the key idea technical communication and identify what assumptions, variables, or constraints must be fixed before you work forward.
- Step 1: State why technical communication is the controlling idea in this problem.

- Step 2: List the variables, assumptions, and governing relationships before trying to solve.
- Step 3: Carry the reasoning forward in a clean sequence and end with a technical interpretation.
- Checkpoint: A strong checkpoint answer identifies technical communication, builds a disciplined setup, and defends a final conclusion.

## Chapter homework

@@TOKEN\_0@@ Nuclear Systems and Reactor Analysis concentrates on reactor-system interpretation and technical communication in the context of system-level behavior and operational reasoning in nuclear systems.

1. Complete a full nuclear systems and reactor analysis problem centered on reactor-system interpretation. State the setup, the governing method, and the engineering conclusion you would defend.
2. Complete a full nuclear systems and reactor analysis problem centered on technical communication. State the setup, the governing method, and the engineering conclusion you would defend.
3. Complete a full nuclear systems and reactor analysis problem centered on review strategy. State the setup, the governing method, and the engineering conclusion you would defend.
4. Complete a full nuclear systems and reactor analysis problem centered on official assessment preparation. State the setup, the governing method, and the engineering conclusion you would defend.

Answers for these homework problems appear in the back-of-book answer key.

## Chapter summary and study notes

- Explain when reactor-system interpretation is the right tool and when it is not.
- Carry a full solution or analysis from setup to conclusion without skipping assumptions.
- Use notation, units, and technical language clearly enough for formal grading.

## Study tips

- Name the governing idea first: Reactor-system interpretation.
- Write down assumptions and constraints before pushing through calculations or design choices.
- End every serious solution with a technical interpretation, not only a final number or label.

## Common traps

- Jumping into symbol manipulation before the governing model is clear.
- Treating the procedure like a script instead of checking whether the assumptions still hold.
- Stopping at the answer line without explaining what the result means in context.

## Family-level errors to watch for

- Optimizing one piece of the system without checking spillover effects.
- Confusing a metric with the real decision objective.
- Making recommendations without showing the logic or tradeoffs behind them.

# Chapter 7

## Quiz review and official exam preparation

### Homework structure

- Homework Set 1: Foundations and governing ideas: 4 graded problems attached to chapter 1.
- Homework Set 2: Core methods and notation discipline: 4 graded problems attached to chapter 2.
- Homework Set 3: Extended methods and decision workflow: 4 graded problems attached to chapter 3.
- Homework Set 4: Applications and system interpretation: 4 graded problems attached to chapter 4.
- Homework Set 5: Integrated casework and professional communication: 4 graded problems attached to chapter 5.
- Homework Set 6: Cumulative review and official assessment: 4 graded problems attached to chapter 6.

### Quiz structure

- Quiz 1: Foundations and governing ideas and Core methods and notation discipline: 4 questions, timed, and single-attempt in the live course. Quiz 1 should be taken only after you can solve the chapter homework without outside prompts.
- Quiz 2: Extended methods and decision workflow and Applications and system interpretation: 4 questions, timed, and single-attempt in the live course. Quiz 2 should be taken only after you can solve the chapter homework without outside prompts.
- Quiz 3: Integrated casework and professional communication and Cumulative review and official assessment: 4 questions, timed, and single-attempt in the live course. Quiz 3 should be taken only after you can solve the chapter homework without outside prompts.

## Official mastery exam

- Nuclear Systems and Reactor Analysis cumulative mastery exam: 7 major questions, High rigor, first official attempt locks the course grade.

#### Nuclear Systems and Reactor Analysis cumulative mastery exam preparation checklist

- Review every lesson in Nuclear Systems and Reactor Analysis and be able to explain why each method is used, not only how it is executed.
- Practice complete written solutions, because Summit grades setup quality, assumptions, and interpretation directly.
- Use the guided practice and quizzes until you can explain the method flow without outside prompts.
- Expect the official exam to combine method choice, disciplined setup, and a defended conclusion in the same answer.

## How to use this book before assessment

- Read the relevant chapter and rebuild both worked examples without looking.
- Solve the guided practice in the chapter before attempting the graded homework.
- Check your chapter-homework answers only after you complete a full written attempt.
- Review the quiz answer key after each chapter block and classify your errors by concept, setup, algebra, or interpretation.
- Before the official exam, revisit the chapter purposes, homework corrections, and answer-key notes rather than rereading formulas only.

# Chapter 8

## Course vocabulary index

- @@TOKEN\_0@@: treat this as a working term in the course. You should be able to define it, recognize where it appears, and use it correctly in a solution or explanation.
- @@TOKEN\_0@@: treat this as a working term in the course. You should be able to define it, recognize where it appears, and use it correctly in a solution or explanation.
- @@TOKEN\_0@@: treat this as a working term in the course. You should be able to define it, recognize where it appears, and use it correctly in a solution or explanation.
- @@TOKEN\_0@@: treat this as a working term in the course. You should be able to define it, recognize where it appears, and use it correctly in a solution or explanation.
- @@TOKEN\_0@@: treat this as a working term in the course. You should be able to define it, recognize where it appears, and use it correctly in a solution or explanation.
- @@TOKEN\_0@@: treat this as a working term in the course. You should be able to define it, recognize where it appears, and use it correctly in a solution or explanation.
- @@TOKEN\_0@@: treat this as a working term in the course. You should be able to define it, recognize where it appears, and use it correctly in a solution or explanation.
- @@TOKEN\_0@@: treat this as a working term in the course. You should be able to define it, recognize where it appears, and use it correctly in a solution or explanation.
- @@TOKEN\_0@@: treat this as a working term in the course. You should be able to define it, recognize where it appears, and use it correctly in a solution or explanation.
- @@TOKEN\_0@@: treat this as a working term in the course. You should be able to define it, recognize where it appears, and use it correctly in a solution or explanation.
- @@TOKEN\_0@@: treat this as a working term in the course. You should be able to define it, recognize where it appears, and use it correctly in a solution or explanation.
- @@TOKEN\_0@@: treat this as a working term in the course. You should be able to define it, recognize where it appears, and use it correctly in a solution or explanation.
- @@TOKEN\_0@@: treat this as a working term in the course. You should be able to define it, recognize where it appears, and use it correctly in a solution or explanation.
- @@TOKEN\_0@@: treat this as a working term in the course. You should be able to define it, recognize where it appears, and use it correctly in a solution or explanation.

## Chapter 9

# Back-of-book answers and solution outlines

### Guided practice answer key

#### Chapter 1: Foundations and governing ideas

@@TOKEN\_0@@

1. Work a nuclear systems and reactor analysis problem built around reactor-system interpretation. Explain the setup, the governing method, and the final conclusion you would defend.

- Checkpoint answer: A strong checkpoint answer identifies reactor-system interpretation, builds a disciplined setup, and defends a final conclusion. - Solution note: A complete solution begins from reactor-system interpretation, applies the correct course method, and closes with a written interpretation that explains why the result is reasonable.

1. Work a nuclear systems and reactor analysis problem built around balance and safety reasoning. Explain the setup, the governing method, and the final conclusion you would defend.

- Checkpoint answer: A strong checkpoint answer identifies balance and safety reasoning, builds a disciplined setup, and defends a final conclusion. - Solution note: A complete solution begins from balance and safety reasoning, applies the correct course method, and closes with a written interpretation that explains why the result is reasonable.

1. Work a nuclear systems and reactor analysis problem built around notation and conventions. Explain the setup, the governing method, and the final conclusion you would defend.

- Checkpoint answer: A strong checkpoint answer identifies notation and conventions, builds a disciplined setup, and defends a final conclusion. - Solution note: A complete solution begins from notation and conventions, applies the correct course method, and closes with a written interpretation that explains why the result is reasonable.

## #### Chapter 2: Core methods and notation discipline

@@TOKEN\_0@@

1. Work a nuclear systems and reactor analysis problem built around balance and safety reasoning. Explain the setup, the governing method, and the final conclusion you would defend.

- Checkpoint answer: A strong checkpoint answer identifies balance and safety reasoning, builds a disciplined setup, and defends a final conclusion. - Solution note: A complete solution begins from balance and safety reasoning, applies the correct course method, and closes with a written interpretation that explains why the result is reasonable.

1. Work a nuclear systems and reactor analysis problem built around operational-performance review. Explain the setup, the governing method, and the final conclusion you would defend.

- Checkpoint answer: A strong checkpoint answer identifies operational-performance review, builds a disciplined setup, and defends a final conclusion. - Solution note: A complete solution begins from operational-performance review, applies the correct course method, and closes with a written interpretation that explains why the result is reasonable.

1. Work a nuclear systems and reactor analysis problem built around structured workflow. Explain the setup, the governing method, and the final conclusion you would defend.

- Checkpoint answer: A strong checkpoint answer identifies structured workflow, builds a disciplined setup, and defends a final conclusion. - Solution note: A complete solution begins from structured workflow, applies the correct course method, and closes with a written interpretation that explains why the result is reasonable.

## #### Chapter 3: Extended methods and decision workflow

@@TOKEN\_0@@

1. Work a nuclear systems and reactor analysis problem built around operational-performance review. Explain the setup, the governing method, and the final conclusion you would defend.

- Checkpoint answer: A strong checkpoint answer identifies operational-performance review, builds a disciplined setup, and defends a final conclusion. - Solution note: A complete solution begins from operational-performance review, applies the correct course method, and closes with a written interpretation that explains why the result is reasonable.

1. Work a nuclear systems and reactor analysis problem built around reactor-system interpretation. Explain the setup, the governing method, and the final conclusion you would defend.

- Checkpoint answer: A strong checkpoint answer identifies reactor-system interpretation, builds a disciplined setup, and defends a final conclusion. - Solution note: A complete solution begins from reactor-system interpretation, applies the correct course method, and closes with a written interpretation that explains why the result is reasonable.

1. Work a nuclear systems and reactor analysis problem built around technical method extension. Explain the setup, the governing method, and the final conclusion you would defend.

- Checkpoint answer: A strong checkpoint answer identifies technical method extension, builds a disciplined setup, and defends a final conclusion. - Solution note: A complete solution begins from technical method extension, applies the correct course method, and closes with a written interpretation that explains why the result is reasonable.

#### Chapter 4: Applications and system interpretation

@@TOKEN\_0@@

1. Work a nuclear systems and reactor analysis problem built around operational-performance review. Explain the setup, the governing method, and the final conclusion you would defend.

- Checkpoint answer: A strong checkpoint answer identifies operational-performance review, builds a disciplined setup, and defends a final conclusion. - Solution note: A complete solution begins from operational-performance review, applies the correct course method, and closes with a written interpretation that explains why the result is reasonable.

1. Work a nuclear systems and reactor analysis problem built around technical communication. Explain the setup, the governing method, and the final conclusion you would defend.

- Checkpoint answer: A strong checkpoint answer identifies technical communication, builds a disciplined setup, and defends a final conclusion. - Solution note: A complete solution begins from technical communication, applies the correct course method, and closes with a written interpretation that explains why the result is reasonable.

1. Work a nuclear systems and reactor analysis problem built around performance interpretation. Explain the setup, the governing method, and the final conclusion you would defend.

- Checkpoint answer: A strong checkpoint answer identifies performance interpretation, builds a disciplined setup, and defends a final conclusion. - Solution note: A complete solution begins from performance interpretation, applies the correct course method, and closes with a written interpretation that explains why the result is reasonable.

#### Chapter 5: Integrated casework and professional communication

@@TOKEN\_0@@

1. Work a nuclear systems and reactor analysis problem built around technical communication. Explain the setup, the governing method, and the final conclusion you would defend.

- Checkpoint answer: A strong checkpoint answer identifies technical communication, builds a disciplined setup, and defends a final conclusion. - Solution note: A complete solution begins from technical communication, applies the correct course method, and closes with a written interpretation that explains why the result is reasonable.

1. Work a nuclear systems and reactor analysis problem built around balance and safety reasoning. Explain the setup, the governing method, and the final conclusion you would defend.

- Checkpoint answer: A strong checkpoint answer identifies balance and safety reasoning, builds a disciplined setup, and defends a final conclusion. - Solution note: A complete solution begins from balance and safety reasoning, applies the correct course method, and closes with a written interpretation that explains why the result is reasonable.

1. Work a nuclear systems and reactor analysis problem built around technical communication. Explain the setup, the governing method, and the final conclusion you would defend.

- Checkpoint answer: A strong checkpoint answer identifies technical communication, builds a disciplined setup, and defends a final conclusion. - Solution note: A complete solution begins from technical communication, applies the correct course method, and closes with a written interpretation that explains why the result is reasonable.

#### Chapter 6: Cumulative review and official assessment

@@TOKEN\_0@@

1. Work a nuclear systems and reactor analysis problem built around reactor-system interpretation. Explain the setup, the governing method, and the final conclusion you would defend.

- Checkpoint answer: A strong checkpoint answer identifies reactor-system interpretation, builds a disciplined setup, and defends a final conclusion. - Solution note: A complete solution begins from reactor-system interpretation, applies the correct course method, and closes with a written interpretation that explains why the result is reasonable.

1. Work a nuclear systems and reactor analysis problem built around technical communication. Explain the setup, the governing method, and the final conclusion you would defend.

- Checkpoint answer: A strong checkpoint answer identifies technical communication, builds a disciplined setup, and defends a final conclusion. - Solution note: A complete solution begins from technical communication, applies the correct course method, and closes with a written interpretation that explains why the result is reasonable.

1. Work a nuclear systems and reactor analysis problem built around review strategy. Explain the setup, the governing method, and the final conclusion you would defend.

- Checkpoint answer: A strong checkpoint answer identifies review strategy, builds a disciplined setup, and defends a final conclusion. - Solution note: A complete solution begins from review strategy, applies the correct course method, and closes with a written interpretation that explains why the result is reasonable.

## Homework answer key

### #### Homework Set 1: Foundations and governing ideas

1. Complete a full nuclear systems and reactor analysis problem centered on reactor-system interpretation. State the setup, the governing method, and the engineering conclusion you would defend.

- Answer / solution summary: A strong answer identifies the governing model for reactor-system interpretation, states assumptions explicitly, works through the key analytical steps, and closes with a technically defensible conclusion tied to the scenario.

1. Complete a full nuclear systems and reactor analysis problem centered on balance and safety reasoning. State the setup, the governing method, and the engineering conclusion you would defend.

- Answer / solution summary: A strong answer identifies the governing model for balance and safety reasoning, states assumptions explicitly, works through the key analytical steps, and closes with a technically defensible conclusion tied to the scenario.

1. Complete a full nuclear systems and reactor analysis problem centered on notation and conventions. State the setup, the governing method, and the engineering conclusion you would defend.

- Answer / solution summary: A strong answer identifies the governing model for notation and conventions, states assumptions explicitly, works through the key analytical steps, and closes with a technically defensible conclusion tied to the scenario.

1. Complete a full nuclear systems and reactor analysis problem centered on baseline model setup. State the setup, the governing method, and the engineering conclusion you would defend.

- Answer / solution summary: A strong answer identifies the governing model for baseline model setup, states assumptions explicitly, works through the key analytical steps, and closes with a technically defensible conclusion tied to the scenario.

### #### Homework Set 2: Core methods and notation discipline

1. Complete a full nuclear systems and reactor analysis problem centered on balance and safety reasoning. State the setup, the governing method, and the engineering conclusion you would defend.

- Answer / solution summary: A strong answer identifies the governing model for balance and safety reasoning, states assumptions explicitly, works through the key analytical steps, and closes with a technically defensible conclusion tied to the scenario.

1. Complete a full nuclear systems and reactor analysis problem centered on operational-performance review. State the setup, the governing method, and the engineering conclusion you would defend.

- Answer / solution summary: A strong answer identifies the governing model for operational-performance review, states assumptions explicitly, works through the key analytical steps, and closes with a technically defensible conclusion tied to the scenario.

1. Complete a full nuclear systems and reactor analysis problem centered on structured workflow. State the setup, the governing method, and the engineering conclusion you would defend.

- Answer / solution summary: A strong answer identifies the governing model for structured workflow, states assumptions explicitly, works through the key analytical steps, and closes with a technically defensible conclusion tied to the scenario.

1. Complete a full nuclear systems and reactor analysis problem centered on assumption handling. State the setup, the governing method, and the engineering conclusion you would defend.

- Answer / solution summary: A strong answer identifies the governing model for assumption handling, states assumptions explicitly, works through the key analytical steps, and closes with a technically defensible conclusion tied to the scenario.

### #### Homework Set 3: Extended methods and decision workflow

1. Complete a full nuclear systems and reactor analysis problem centered on operational-performance review. State the setup, the governing method, and the engineering conclusion you would defend.

- Answer / solution summary: A strong answer identifies the governing model for operational-performance review, states assumptions explicitly, works through the key analytical steps, and closes with a technically defensible conclusion tied to the scenario.

1. Complete a full nuclear systems and reactor analysis problem centered on reactor-system interpretation. State the setup, the governing method, and the engineering conclusion you would defend.

- Answer / solution summary: A strong answer identifies the governing model for reactor-system interpretation, states assumptions explicitly, works through the key analytical steps, and closes with a technically defensible conclusion tied to the scenario.

1. Complete a full nuclear systems and reactor analysis problem centered on technical method extension. State the setup, the governing method, and the engineering conclusion you would defend.

- Answer / solution summary: A strong answer identifies the governing model for technical method extension, states assumptions explicitly, works through the key analytical steps, and closes with a technically defensible conclusion tied to the scenario.

1. Complete a full nuclear systems and reactor analysis problem centered on quality checks. State the setup, the governing method, and the engineering conclusion you would defend.

- Answer / solution summary: A strong answer identifies the governing model for quality checks, states assumptions explicitly, works through the key analytical steps, and closes with a technically defensible conclusion tied to the scenario.

#### #### Homework Set 4: Applications and system interpretation

1. Complete a full nuclear systems and reactor analysis problem centered on operational-performance review. State the setup, the governing method, and the engineering conclusion you would defend.

- Answer / solution summary: A strong answer identifies the governing model for operational-performance review, states assumptions explicitly, works through the key analytical steps, and closes with a technically defensible conclusion tied to the scenario.

1. Complete a full nuclear systems and reactor analysis problem centered on technical communication. State the setup, the governing method, and the engineering conclusion you would defend.

- Answer / solution summary: A strong answer identifies the governing model for technical communication, states assumptions explicitly, works through the key analytical steps, and closes with a technically defensible conclusion tied to the scenario.

1. Complete a full nuclear systems and reactor analysis problem centered on performance interpretation. State the setup, the governing method, and the engineering conclusion you would defend.

- Answer / solution summary: A strong answer identifies the governing model for performance interpretation, states assumptions explicitly, works through the key analytical steps, and closes with a technically defensible conclusion tied to the scenario.

1. Complete a full nuclear systems and reactor analysis problem centered on tradeoff reasoning. State the setup, the governing method, and the engineering conclusion you would defend.

- Answer / solution summary: A strong answer identifies the governing model for tradeoff reasoning, states assumptions explicitly, works through the key analytical steps, and closes with a technically defensible conclusion tied to the scenario.

#### #### Homework Set 5: Integrated casework and professional communication

1. Complete a full nuclear systems and reactor analysis problem centered on technical communication. State the setup, the governing method, and the engineering conclusion you would defend.

- Answer / solution summary: A strong answer identifies the governing model for technical communication, states assumptions explicitly, works through the key analytical steps, and closes with a technically defensible conclusion tied to the scenario.

1. Complete a full nuclear systems and reactor analysis problem centered on balance and safety reasoning. State the setup, the governing method, and the engineering conclusion you would defend.

- Answer / solution summary: A strong answer identifies the governing model for balance and safety reasoning, states assumptions explicitly, works through the key analytical steps, and closes with a technically defensible conclusion tied to the scenario.

1. Complete a full nuclear systems and reactor analysis problem centered on technical communication. State the setup, the governing method, and the engineering conclusion you would defend.

- Answer / solution summary: A strong answer identifies the governing model for technical communication, states assumptions explicitly, works through the key analytical steps, and closes with a technically defensible conclusion tied to the scenario.

1. Complete a full nuclear systems and reactor analysis problem centered on case-study integration. State the setup, the governing method, and the engineering conclusion you would defend.

- Answer / solution summary: A strong answer identifies the governing model for case-study integration, states assumptions explicitly, works through the key analytical steps, and closes with a technically defensible conclusion tied to the scenario.

#### Homework Set 6: Cumulative review and official assessment

1. Complete a full nuclear systems and reactor analysis problem centered on reactor-system interpretation. State the setup, the governing method, and the engineering conclusion you would defend.

- Answer / solution summary: A strong answer identifies the governing model for reactor-system interpretation, states assumptions explicitly, works through the key analytical steps, and closes with a technically defensible conclusion tied to the scenario.

1. Complete a full nuclear systems and reactor analysis problem centered on technical communication. State the setup, the governing method, and the engineering conclusion you would defend.

- Answer / solution summary: A strong answer identifies the governing model for technical communication, states assumptions explicitly, works through the key analytical steps, and closes with a technically defensible conclusion tied to the scenario.

1. Complete a full nuclear systems and reactor analysis problem centered on review strategy. State the setup, the governing method, and the engineering conclusion you would defend.

- Answer / solution summary: A strong answer identifies the governing model for review strategy, states assumptions explicitly, works through the key analytical steps, and closes with a technically defensible conclusion tied to the scenario.

1. Complete a full nuclear systems and reactor analysis problem centered on official assessment preparation. State the setup, the governing method, and the engineering conclusion you would defend.

- Answer / solution summary: A strong answer identifies the governing model for official assessment preparation, states assumptions explicitly, works through the key analytical steps, and closes with a technically defensible conclusion tied to the scenario.

## Quiz answer key

#### Quiz 1: Foundations and governing ideas and Core methods and notation discipline

1. Which topic is a direct priority inside Foundations and governing ideas?

- Answer key: Reactor-system interpretation. Reactor-system interpretation is named directly in the Foundations and governing ideas study block and is one of the required ideas for mastery in this course.

1. Which topic is a direct priority inside Foundations and governing ideas?

- Answer key: Balance and safety reasoning. Balance and safety reasoning is named directly in the Foundations and governing ideas study block and is one of the required ideas for mastery in this course.

1. Which topic is a direct priority inside Core methods and notation discipline?

- Answer key: Balance and safety reasoning. Balance and safety reasoning is named directly in the Core methods and notation discipline study block and is one of the required ideas for mastery in this course.

1. Which topic is a direct priority inside Core methods and notation discipline?

- Answer key: Operational-performance review. Operational-performance review is named directly in the Core methods and notation discipline study block and is one of the required ideas for mastery in this course.

#### Quiz 2: Extended methods and decision workflow and Applications and system interpretation

1. Which topic is a direct priority inside Extended methods and decision workflow?

- Answer key: Operational-performance review. Operational-performance review is named directly in the Extended methods and decision workflow study block and is one of the required ideas for mastery in this course.

1. Which topic is a direct priority inside Extended methods and decision workflow?

- Answer key: Reactor-system interpretation. Reactor-system interpretation is named directly in the Extended methods and decision workflow study block and is one of the required ideas for mastery in this course.

1. Which topic is a direct priority inside Applications and system interpretation?

- Answer key: Operational-performance review. Operational-performance review is named directly in the Applications and system interpretation study block and is one of the required ideas for mastery in this course.

1. Which topic is a direct priority inside Applications and system interpretation?

- Answer key: Technical communication. Technical communication is named directly in the Applications and system interpretation study block and is one of the required ideas for mastery in this course.

#### Quiz 3: Integrated casework and professional communication and Cumulative review and official assessment

1. Which topic is a direct priority inside Integrated casework and professional communication?

- Answer key: Technical communication. Technical communication is named directly in the Integrated casework and professional communication study block and is one of the required ideas for mastery in this course.

1. Which topic is a direct priority inside Integrated casework and professional communication?

- Answer key: Balance and safety reasoning. Balance and safety reasoning is named directly in the Integrated casework and professional communication study block and is one of the required ideas for mastery in this course.

1. Which topic is a direct priority inside Cumulative review and official assessment?

- Answer key: Reactor-system interpretation. Reactor-system interpretation is named directly in the Cumulative review and official assessment study block and is one of the required ideas for mastery in this course.

1. Which topic is a direct priority inside Cumulative review and official assessment?

- Answer key: Technical communication. Technical communication is named directly in the Cumulative review and official assessment study block and is one of the required ideas for mastery in this course.

## Mastery exam solution outlines

#### Nuclear Systems and Reactor Analysis cumulative mastery exam

1. Explain how reactor-system interpretation is used inside Nuclear Systems and Reactor Analysis to analyze or design around balance and safety reasoning. Give the method, the assumptions that matter, and the conclusion you would stand behind.

- What to show: The governing principle behind reactor-system interpretation; A disciplined setup for balance and safety reasoning; A clear engineering conclusion - Solution outline: A strong solution identifies the governing principle for reactor-system interpretation before jumping into algebra, computation, or design detail. The work should connect reactor-system interpretation to balance and safety reasoning with explicit assumptions, a defensible setup, and a technically clear conclusion.

1. Explain how balance and safety reasoning is used inside Nuclear Systems and Reactor Analysis to analyze or design around operational-performance review. Give the method, the assumptions that matter, and the conclusion you would stand behind.

- What to show: The governing principle behind balance and safety reasoning; A disciplined setup for operational-performance review; A clear engineering conclusion - Solution outline: A strong solution identifies the governing principle for balance and safety reasoning before jumping into algebra, computation, or design detail. The work should connect balance and safety reasoning to operational-performance review with explicit assumptions, a defensible setup, and a technically clear conclusion.

1. Explain how operational-performance review is used inside Nuclear Systems and Reactor Analysis to analyze or design around reactor-system interpretation. Give the method, the assumptions that matter, and the conclusion you would stand behind.

- What to show: The governing principle behind operational-performance review; A disciplined setup for reactor-system interpretation; A clear engineering conclusion - Solution outline: A strong solution identifies the governing principle for operational-performance review before jumping into algebra, computation, or design detail. The work should connect operational-performance review to reactor-system interpretation with explicit assumptions, a defensible setup, and a technically clear conclusion.

1. Explain how operational-performance review is used inside Nuclear Systems and Reactor Analysis to analyze or design around technical communication. Give the method, the assumptions that matter, and the conclusion you would stand behind.

- What to show: The governing principle behind operational-performance review; A disciplined setup for technical communication; A clear engineering conclusion - Solution outline: A strong solution identifies the governing principle for operational-performance review before jumping into algebra, computation, or design detail. The work should connect operational-performance review to technical communication with explicit assumptions, a defensible setup, and a technically clear conclusion.

1. Explain how technical communication is used inside Nuclear Systems and Reactor Analysis to analyze or design around balance and safety reasoning. Give the method, the assumptions that matter, and the conclusion you would stand behind.

- What to show: The governing principle behind technical communication; A disciplined setup for balance and safety reasoning; A clear engineering conclusion - Solution outline: A strong solution identifies the governing principle for technical communication before jumping into algebra, computation, or design detail. The work should connect technical communication to balance and safety reasoning with explicit assumptions, a defensible setup, and a technically clear conclusion.

1. Explain how reactor-system interpretation is used inside Nuclear Systems and Reactor Analysis to analyze or design around technical communication. Give the method, the assumptions that matter, and the conclusion you would stand behind.

- What to show: The governing principle behind reactor-system interpretation; A disciplined setup for technical communication; A clear engineering conclusion - Solution outline: A strong solution identifies the governing principle for reactor-system interpretation before jumping into algebra, computation, or design detail. The work should connect reactor-system interpretation to technical communication with explicit assumptions, a defensible setup, and a technically clear conclusion.

1. Write a cumulative response that shows how a student in Nuclear Systems and Reactor Analysis should move from problem statement to defended result. Use the course outcomes to explain what high-quality work looks like.

- What to show: A staged engineering workflow; The assumptions or modeling choices that control the result; A defended final interpretation - Solution outline: A strong answer reflects the course outcome "Explain and use the core workflow behind system-level behavior and operational reasoning in nuclear systems." and explains how disciplined setup, method choice, and interpretation fit together. The response should describe a full workflow, not isolated vocabulary words.

## Reference note

For the full bibliography behind this textbook, use @@TOKEN\_0@@. The answer key in this book is Summit-authored and aligned to the live course runtime.