

Summit EEMS 350: Energy Conversion Systems

Summit fully illustrated textbook edition



Original Summit-authored instructional text generated from the live course runtime,
bibliography layer, and assessment structure.

March 22, 2026

@@TOKEN_0@@ Summit first edition draft @@TOKEN_1@@ college @@TOKEN_2@@ 3 @@TO-
KEN_3@@ 14 weeks @@TOKEN_4@@ 6-9 hours each week

Originality note

This textbook is a Summit-authored instructional text. It is informed by the course bibliography in @@TOKEN_0@@ and by open academic references used elsewhere in Summit, but it does not copy or restate any single commercial textbook.

How this textbook was built

This book was generated from the live Summit course runtime for Energy Conversion Systems: the syllabus, lesson sequence, reading chapters, guided practice, homework sets, quizzes, mastery exam, and workload standard. The design goal is to give a student a usable, course-complete book while preserving original Summit wording and sequencing.

Thermal, nuclear, mechanical, and electrical energy-conversion pathways with system-level interpretation. Summit positions this course around energy conversion and performance tradeoffs across engineered systems.

Mechanics chapters should be driven by structure, load path, constraint, and response. The reader should always know what is being modeled and where the forces or deformations are going.

This volume is structured as a teaching book rather than a bare note pack. Every chapter contains explanation, worked examples, guided practice, chapter homework, and a rear answer key so the student can study independently and still get disciplined feedback.

Course use guide

- Read one chapter at a time in sequence; each chapter is aligned to a live lesson block in the course workspace.
- Rebuild the worked examples before attempting the graded homework or quiz material.
- Keep a scratch notebook beside the text and write down assumptions, diagrams, and the points where you usually get stuck.
- Use the course tutor, guided practice, and homework only after you can explain the chapter in your own words.

Contents

Originality note	ii
How this textbook was built	iii
Course use guide	iv
Course map	vi
Prerequisite and readiness position	vii
Semester workload standard	viii
Reference basis	ix
1 Chapter 1 Foundations and governing ideas	1
2 Chapter 2 Core methods and notation discipline	7
3 Chapter 3 Extended methods and decision workflow	13
4 Chapter 4 Applications and system interpretation	19
5 Chapter 5 Integrated casework and professional communication	25
6 Chapter 6 Cumulative review and official assessment	31
7 Quiz review and official exam preparation	37
8 Course vocabulary index	39

9 Back-of-book answers and solution outlines

40

Course map

- 6 live lesson chapters
- 6 graded homework checkpoints
- 3 timed quizzes
- 1 cumulative mastery exam
- 5 declared course outcomes

Prerequisite and readiness position

Course prerequisites: thermodynamics-i.

This course assumes the prerequisite tools are usable without reteaching them during the term. Summit treats prerequisites as active working knowledge, not paperwork only.

Semester workload standard

Summit runtime workload label: 6-9 hours each week.

Reference basis

Primary synthesis anchors from the bibliography for this course (50 listed references total):

1. Introduction to Nuclear Engineering
2. Nuclear Reactor Analysis
3. Handbook of Marine Craft Hydrodynamics and Motion Control
4. Petroleum Reservoir Engineering Practice
5. Engineering and Mining Journal Handbook
6. Theory of Nuclear Fission
7. Foundations in Applied Nuclear Engineering Analysis
8. Optimal Shutdown Control of Nuclear Reactors : Mathematics in Science and Engineering

Chapter 1

Chapter 1 Foundations and governing ideas

Chapter purpose

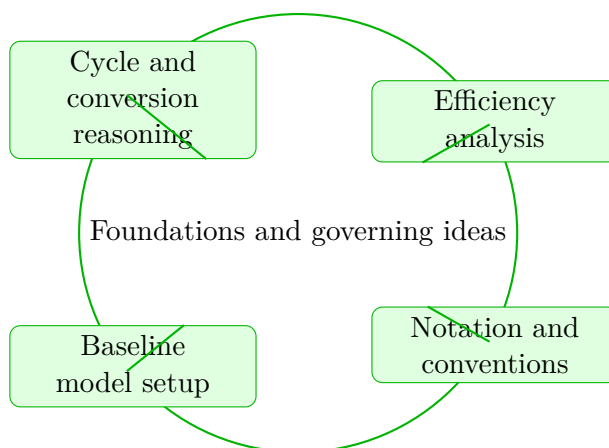
Energy Conversion Systems concentrates on cycle and conversion reasoning and efficiency analysis in the context of energy conversion and performance tradeoffs across engineered systems.

This chapter sits at the opening of Energy Conversion Systems. It develops Cycle and conversion reasoning, Efficiency analysis, Notation and conventions, and Baseline model setup so that the student can move from explanation to execution without losing the thread of the course.

In this family, the text should be read with a strong visual habit. Free-body diagrams, section cuts, deformation pictures, and compatibility statements are not optional decoration; they are the language of the subject. Every chapter therefore emphasizes the relationship between the drawing and the equation set.

Core ideas

- Cycle and conversion reasoning
- Efficiency analysis
- Notation and conventions
- Baseline model setup



How to think through this chapter

The student should begin each problem by isolating the body or member, naming the governing assumptions, and selecting the smallest equation set that still captures the response. Symbolic work matters, but interpretation of support conditions, internal force flow, and design implications matters just as much.

When working this chapter, keep the following question active: @@TOKEN_0@@ A good student answer should connect setup, assumptions, and conclusion instead of only chasing a final number or sentence.

Energy Conversion Systems concentrates on cycle and conversion reasoning and efficiency analysis in the context of energy conversion and performance tradeoffs across engineered systems.

Why Foundations and governing ideas matters in Energy Conversion Systems

Foundations and governing ideas is not just another topic block. It is where students learn to organize their thinking so that cycle and conversion reasoning becomes a deliberate tool instead of a memorized step list.

Summit treats this lesson as applied reasoning: students should be able to say what the model is doing, what assumptions it needs, and why the conclusion would hold up under review.

How strong students move through this material

The strongest approach is to begin with the governing idea, then connect it to the problem setup, and only then carry out the detailed work. In this lesson that usually means centering cycle and conversion reasoning before letting algebra, computation, or design detail take over.

When efficiency analysis enters the picture, the student should already know what variables, con-

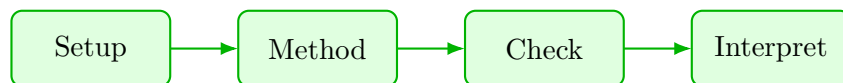
straints, or interpretations matter. That prevents the work from collapsing into disconnected steps.

What to watch for when the work gets harder

Notation and conventions usually separate surface familiarity from real mastery. This is where students need to slow down, keep notation disciplined, and explain why the method choice still fits the problem.

A top-quality solution is not just correct. It is organized, explicit about assumptions, and clear enough that another engineer or instructor could audit the logic without guessing what was meant.

Worked example



@@TOKEN_0@@ Outline a complete energy conversion systems approach that uses cycle and conversion reasoning to reason through efficiency analysis.

1. Start by identifying the governing principle behind cycle and conversion reasoning and state the assumptions that make it valid in this setting.
2. Define the variables, coordinate choices, constraints, or design criteria that control efficiency analysis.
3. Carry the method through in a disciplined sequence, showing where cycle and conversion reasoning shapes the setup and intermediate steps.
4. Close with an engineering interpretation that explains what the result means and why the conclusion is reasonable.

Read this example twice: once for the flow of ideas and once for the technical structure of the solution.

Worked-through guided example

@@TOKEN_0@@ Work a energy conversion systems problem built around cycle and conversion reasoning. Explain the setup, the governing method, and the final conclusion you would defend.

1. State why cycle and conversion reasoning is the controlling idea in this problem.
2. List the variables, assumptions, and governing relationships before trying to solve.
3. Carry the reasoning forward in a clean sequence and end with a technical interpretation.

A complete solution begins from cycle and conversion reasoning, applies the correct course method, and closes with a written interpretation that explains why the result is reasonable.

Instructor commentary

Students should annotate this chapter for structure, not just facts. Mark where the argument changes direction, where the method requires a hidden assumption, and where the conclusion becomes more general than the worked example. If the chapter feels easy while you are reading it but difficult when you close the page, you have not yet converted recognition into mastery.

The recommended pattern is draw first, label second, solve third, and explain last. Repetition should focus on varied diagrams rather than on memorizing one template.

Practice while you read

Foundations and governing ideas guided practice

Energy Conversion Systems concentrates on cycle and conversion reasoning and efficiency analysis in the context of energy conversion and performance tradeoffs across engineered systems.

@@TOKEN_0@@ Work a energy conversion systems problem built around cycle and conversion reasoning. Explain the setup, the governing method, and the final conclusion you would defend.

- Hint: Return to the key idea cycle and conversion reasoning and identify what assumptions, variables, or constraints must be fixed before you work forward.
- Step 1: State why cycle and conversion reasoning is the controlling idea in this problem.
- Step 2: List the variables, assumptions, and governing relationships before trying to solve.
- Step 3: Carry the reasoning forward in a clean sequence and end with a technical interpretation.
- Checkpoint: A strong checkpoint answer identifies cycle and conversion reasoning, builds a disciplined setup, and defends a final conclusion.

@@TOKEN_0@@ Work a energy conversion systems problem built around efficiency analysis. Explain the setup, the governing method, and the final conclusion you would defend.

- Hint: Return to the key idea efficiency analysis and identify what assumptions, variables, or constraints must be fixed before you work forward.
- Step 1: State why efficiency analysis is the controlling idea in this problem.
- Step 2: List the variables, assumptions, and governing relationships before trying to solve.
- Step 3: Carry the reasoning forward in a clean sequence and end with a technical interpretation.
- Checkpoint: A strong checkpoint answer identifies efficiency analysis, builds a disciplined setup, and defends a final conclusion.

Chapter homework

@@TOKEN_0@@ Energy Conversion Systems concentrates on cycle and conversion reasoning and efficiency analysis in the context of energy conversion and performance tradeoffs across engineered systems.

1. Complete a full energy conversion systems problem centered on cycle and conversion reasoning. State the setup, the governing method, and the engineering conclusion you would defend.
2. Complete a full energy conversion systems problem centered on efficiency analysis. State the setup, the governing method, and the engineering conclusion you would defend.
3. Complete a full energy conversion systems problem centered on notation and conventions. State the setup, the governing method, and the engineering conclusion you would defend.
4. Complete a full energy conversion systems problem centered on baseline model setup. State the setup, the governing method, and the engineering conclusion you would defend.

Answers for these homework problems appear in the back-of-book answer key.

Chapter summary and study notes

- Explain when cycle and conversion reasoning is the right tool and when it is not.
- Carry a full solution or analysis from setup to conclusion without skipping assumptions.
- Use notation, units, and technical language clearly enough for formal grading.

Study tips

- Name the governing idea first: Cycle and conversion reasoning.
- Write down assumptions and constraints before pushing through calculations or design choices.
- End every serious solution with a technical interpretation, not only a final number or label.

Common traps

- Jumping into symbol manipulation before the governing model is clear.
- Treating the procedure like a script instead of checking whether the assumptions still hold.
- Stopping at the answer line without explaining what the result means in context.

Family-level errors to watch for

- Skipping or under-labeling the diagram that controls the problem.
- Mixing sign conventions or coordinate assumptions across solution steps.
- Reporting a number without interpreting what it says about force, stress, or stability.

Chapter 2

Chapter 2 Core methods and notation discipline

Chapter purpose

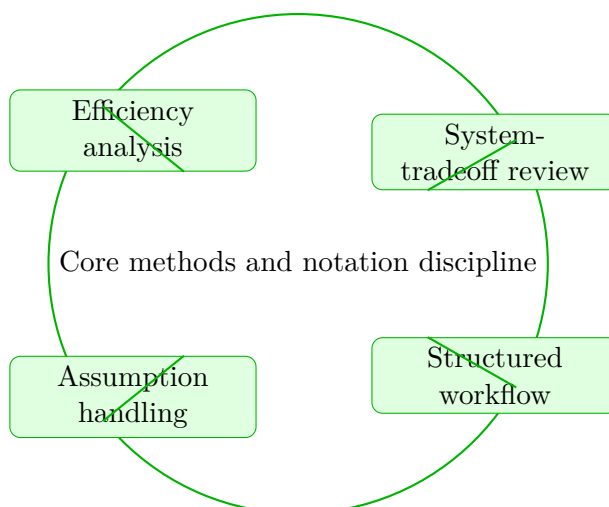
Energy Conversion Systems concentrates on efficiency analysis and system-tradeoff review in the context of energy conversion and performance tradeoffs across engineered systems.

This chapter sits in the middle of Energy Conversion Systems. It develops Efficiency analysis, System-tradeoff review, Structured workflow, and Assumption handling so that the student can move from explanation to execution without losing the thread of the course.

In this family, the text should be read with a strong visual habit. Free-body diagrams, section cuts, deformation pictures, and compatibility statements are not optional decoration; they are the language of the subject. Every chapter therefore emphasizes the relationship between the drawing and the equation set.

Core ideas

- Efficiency analysis
- System-tradeoff review
- Structured workflow
- Assumption handling



How to think through this chapter

The student should begin each problem by isolating the body or member, naming the governing assumptions, and selecting the smallest equation set that still captures the response. Symbolic work matters, but interpretation of support conditions, internal force flow, and design implications matters just as much.

When working this chapter, keep the following question active: @@TOKEN_0@@ A good student answer should connect setup, assumptions, and conclusion instead of only chasing a final number or sentence.

Energy Conversion Systems concentrates on efficiency analysis and system-tradeoff review in the context of energy conversion and performance tradeoffs across engineered systems.

Why Core methods and notation discipline matters in Energy Conversion Systems

Core methods and notation discipline is not just another topic block. It is where students learn to organize their thinking so that efficiency analysis becomes a deliberate tool instead of a memorized step list.

Summit treats this lesson as applied reasoning: students should be able to say what the model is doing, what assumptions it needs, and why the conclusion would hold up under review.

How strong students move through this material

The strongest approach is to begin with the governing idea, then connect it to the problem setup, and only then carry out the detailed work. In this lesson that usually means centering efficiency analysis before letting algebra, computation, or design detail take over.

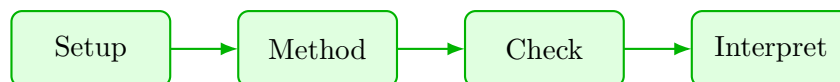
When system-tradeoff review enters the picture, the student should already know what variables, constraints, or interpretations matter. That prevents the work from collapsing into disconnected steps.

What to watch for when the work gets harder

Structured workflow usually separate surface familiarity from real mastery. This is where students need to slow down, keep notation disciplined, and explain why the method choice still fits the problem.

A top-quality solution is not just correct. It is organized, explicit about assumptions, and clear enough that another engineer or instructor could audit the logic without guessing what was meant.

Worked example



@@TOKEN_0@@ Outline a complete energy conversion systems approach that uses efficiency analysis to reason through system-tradeoff review.

1. Start by identifying the governing principle behind efficiency analysis and state the assumptions that make it valid in this setting.
2. Define the variables, coordinate choices, constraints, or design criteria that control system-tradeoff review.
3. Carry the method through in a disciplined sequence, showing where efficiency analysis shapes the setup and intermediate steps.
4. Close with an engineering interpretation that explains what the result means and why the conclusion is reasonable.

Read this example twice: once for the flow of ideas and once for the technical structure of the solution.

Worked-through guided example

@@TOKEN_0@@ Work a energy conversion systems problem built around efficiency analysis. Explain the setup, the governing method, and the final conclusion you would defend.

1. State why efficiency analysis is the controlling idea in this problem.
2. List the variables, assumptions, and governing relationships before trying to solve.

3. Carry the reasoning forward in a clean sequence and end with a technical interpretation.

A complete solution begins from efficiency analysis, applies the correct course method, and closes with a written interpretation that explains why the result is reasonable.

Instructor commentary

Students should annotate this chapter for structure, not just facts. Mark where the argument changes direction, where the method requires a hidden assumption, and where the conclusion becomes more general than the worked example. If the chapter feels easy while you are reading it but difficult when you close the page, you have not yet converted recognition into mastery.

The recommended pattern is draw first, label second, solve third, and explain last. Repetition should focus on varied diagrams rather than on memorizing one template.

Practice while you read

Core methods and notation discipline guided practice

Energy Conversion Systems concentrates on efficiency analysis and system-tradeoff review in the context of energy conversion and performance tradeoffs across engineered systems.

@@TOKEN_0@@ Work a energy conversion systems problem built around efficiency analysis. Explain the setup, the governing method, and the final conclusion you would defend.

- Hint: Return to the key idea efficiency analysis and identify what assumptions, variables, or constraints must be fixed before you work forward.
- Step 1: State why efficiency analysis is the controlling idea in this problem.
- Step 2: List the variables, assumptions, and governing relationships before trying to solve.
- Step 3: Carry the reasoning forward in a clean sequence and end with a technical interpretation.
- Checkpoint: A strong checkpoint answer identifies efficiency analysis, builds a disciplined setup, and defends a final conclusion.

@@TOKEN_0@@ Work a energy conversion systems problem built around system-tradeoff review. Explain the setup, the governing method, and the final conclusion you would defend.

- Hint: Return to the key idea system-tradeoff review and identify what assumptions, variables, or constraints must be fixed before you work forward.
- Step 1: State why system-tradeoff review is the controlling idea in this problem.
- Step 2: List the variables, assumptions, and governing relationships before trying to solve.
- Step 3: Carry the reasoning forward in a clean sequence and end with a technical interpretation.

- Checkpoint: A strong checkpoint answer identifies system-tradeoff review, builds a disciplined setup, and defends a final conclusion.

Chapter homework

@@TOKEN_0@@ Energy Conversion Systems concentrates on efficiency analysis and system-tradeoff review in the context of energy conversion and performance tradeoffs across engineered systems.

1. Complete a full energy conversion systems problem centered on efficiency analysis. State the setup, the governing method, and the engineering conclusion you would defend.
2. Complete a full energy conversion systems problem centered on system-tradeoff review. State the setup, the governing method, and the engineering conclusion you would defend.
3. Complete a full energy conversion systems problem centered on structured workflow. State the setup, the governing method, and the engineering conclusion you would defend.
4. Complete a full energy conversion systems problem centered on assumption handling. State the setup, the governing method, and the engineering conclusion you would defend.

Answers for these homework problems appear in the back-of-book answer key.

Chapter summary and study notes

- Explain when efficiency analysis is the right tool and when it is not.
- Carry a full solution or analysis from setup to conclusion without skipping assumptions.
- Use notation, units, and technical language clearly enough for formal grading.

Study tips

- Name the governing idea first: Efficiency analysis.
- Write down assumptions and constraints before pushing through calculations or design choices.
- End every serious solution with a technical interpretation, not only a final number or label.

Common traps

- Jumping into symbol manipulation before the governing model is clear.
- Treating the procedure like a script instead of checking whether the assumptions still hold.
- Stopping at the answer line without explaining what the result means in context.

Family-level errors to watch for

- Skipping or under-labeling the diagram that controls the problem.
- Mixing sign conventions or coordinate assumptions across solution steps.
- Reporting a number without interpreting what it says about force, stress, or stability.

Chapter 3

Chapter 3 Extended methods and decision workflow

Chapter purpose

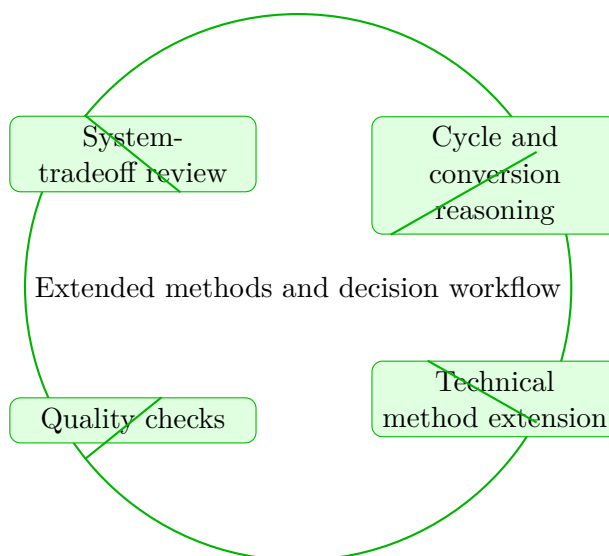
Energy Conversion Systems concentrates on system-tradeoff review and cycle and conversion reasoning in the context of energy conversion and performance tradeoffs across engineered systems.

This chapter sits in the middle of Energy Conversion Systems. It develops System-tradeoff review, Cycle and conversion reasoning, Technical method extension, and Quality checks so that the student can move from explanation to execution without losing the thread of the course.

In this family, the text should be read with a strong visual habit. Free-body diagrams, section cuts, deformation pictures, and compatibility statements are not optional decoration; they are the language of the subject. Every chapter therefore emphasizes the relationship between the drawing and the equation set.

Core ideas

- System-tradeoff review
- Cycle and conversion reasoning
- Technical method extension
- Quality checks



How to think through this chapter

The student should begin each problem by isolating the body or member, naming the governing assumptions, and selecting the smallest equation set that still captures the response. Symbolic work matters, but interpretation of support conditions, internal force flow, and design implications matters just as much.

When working this chapter, keep the following question active: @@TOKEN_0@@ A good student answer should connect setup, assumptions, and conclusion instead of only chasing a final number or sentence.

Energy Conversion Systems concentrates on system-tradeoff review and cycle and conversion reasoning in the context of energy conversion and performance tradeoffs across engineered systems.

Why Extended methods and decision workflow matters in Energy Conversion Systems

Extended methods and decision workflow is not just another topic block. It is where students learn to organize their thinking so that system-tradeoff review becomes a deliberate tool instead of a memorized step list.

Summit treats this lesson as applied reasoning: students should be able to say what the model is doing, what assumptions it needs, and why the conclusion would hold up under review.

How strong students move through this material

The strongest approach is to begin with the governing idea, then connect it to the problem setup, and only then carry out the detailed work. In this lesson that usually means centering system-

tradeoff review before letting algebra, computation, or design detail take over.

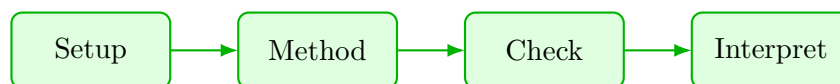
When cycle and conversion reasoning enters the picture, the student should already know what variables, constraints, or interpretations matter. That prevents the work from collapsing into disconnected steps.

What to watch for when the work gets harder

Technical method extension usually separate surface familiarity from real mastery. This is where students need to slow down, keep notation disciplined, and explain why the method choice still fits the problem.

A top-quality solution is not just correct. It is organized, explicit about assumptions, and clear enough that another engineer or instructor could audit the logic without guessing what was meant.

Worked example



@@TOKEN_0@@ Outline a complete energy conversion systems approach that uses system-tradeoff review to reason through cycle and conversion reasoning.

1. Start by identifying the governing principle behind system-tradeoff review and state the assumptions that make it valid in this setting.
2. Define the variables, coordinate choices, constraints, or design criteria that control cycle and conversion reasoning.
3. Carry the method through in a disciplined sequence, showing where system-tradeoff review shapes the setup and intermediate steps.
4. Close with an engineering interpretation that explains what the result means and why the conclusion is reasonable.

Read this example twice: once for the flow of ideas and once for the technical structure of the solution.

Worked-through guided example

@@TOKEN_0@@ Work a energy conversion systems problem built around system-tradeoff review. Explain the setup, the governing method, and the final conclusion you would defend.

1. State why system-tradeoff review is the controlling idea in this problem.

2. List the variables, assumptions, and governing relationships before trying to solve.
3. Carry the reasoning forward in a clean sequence and end with a technical interpretation.

A complete solution begins from system-tradeoff review, applies the correct course method, and closes with a written interpretation that explains why the result is reasonable.

Instructor commentary

Students should annotate this chapter for structure, not just facts. Mark where the argument changes direction, where the method requires a hidden assumption, and where the conclusion becomes more general than the worked example. If the chapter feels easy while you are reading it but difficult when you close the page, you have not yet converted recognition into mastery.

The recommended pattern is draw first, label second, solve third, and explain last. Repetition should focus on varied diagrams rather than on memorizing one template.

Practice while you read

Extended methods and decision workflow guided practice

Energy Conversion Systems concentrates on system-tradeoff review and cycle and conversion reasoning in the context of energy conversion and performance tradeoffs across engineered systems.

@@TOKEN_0@@ Work a energy conversion systems problem built around system-tradeoff review. Explain the setup, the governing method, and the final conclusion you would defend.

- Hint: Return to the key idea system-tradeoff review and identify what assumptions, variables, or constraints must be fixed before you work forward.
- Step 1: State why system-tradeoff review is the controlling idea in this problem.
- Step 2: List the variables, assumptions, and governing relationships before trying to solve.
- Step 3: Carry the reasoning forward in a clean sequence and end with a technical interpretation.
- Checkpoint: A strong checkpoint answer identifies system-tradeoff review, builds a disciplined setup, and defends a final conclusion.

@@TOKEN_0@@ Work a energy conversion systems problem built around cycle and conversion reasoning. Explain the setup, the governing method, and the final conclusion you would defend.

- Hint: Return to the key idea cycle and conversion reasoning and identify what assumptions, variables, or constraints must be fixed before you work forward.
- Step 1: State why cycle and conversion reasoning is the controlling idea in this problem.
- Step 2: List the variables, assumptions, and governing relationships before trying to solve.

- Step 3: Carry the reasoning forward in a clean sequence and end with a technical interpretation.
- Checkpoint: A strong checkpoint answer identifies cycle and conversion reasoning, builds a disciplined setup, and defends a final conclusion.

Chapter homework

@@TOKEN_0@@ Energy Conversion Systems concentrates on system-tradeoff review and cycle and conversion reasoning in the context of energy conversion and performance tradeoffs across engineered systems.

1. Complete a full energy conversion systems problem centered on system-tradeoff review. State the setup, the governing method, and the engineering conclusion you would defend.
2. Complete a full energy conversion systems problem centered on cycle and conversion reasoning. State the setup, the governing method, and the engineering conclusion you would defend.
3. Complete a full energy conversion systems problem centered on technical method extension. State the setup, the governing method, and the engineering conclusion you would defend.
4. Complete a full energy conversion systems problem centered on quality checks. State the setup, the governing method, and the engineering conclusion you would defend.

Answers for these homework problems appear in the back-of-book answer key.

Chapter summary and study notes

- Explain when system-tradeoff review is the right tool and when it is not.
- Carry a full solution or analysis from setup to conclusion without skipping assumptions.
- Use notation, units, and technical language clearly enough for formal grading.

Study tips

- Name the governing idea first: System-tradeoff review.
- Write down assumptions and constraints before pushing through calculations or design choices.
- End every serious solution with a technical interpretation, not only a final number or label.

Common traps

- Jumping into symbol manipulation before the governing model is clear.
- Treating the procedure like a script instead of checking whether the assumptions still hold.
- Stopping at the answer line without explaining what the result means in context.

Family-level errors to watch for

- Skipping or under-labeling the diagram that controls the problem.
- Mixing sign conventions or coordinate assumptions across solution steps.
- Reporting a number without interpreting what it says about force, stress, or stability.

Chapter 4

Chapter 4 Applications and system interpretation

Chapter purpose

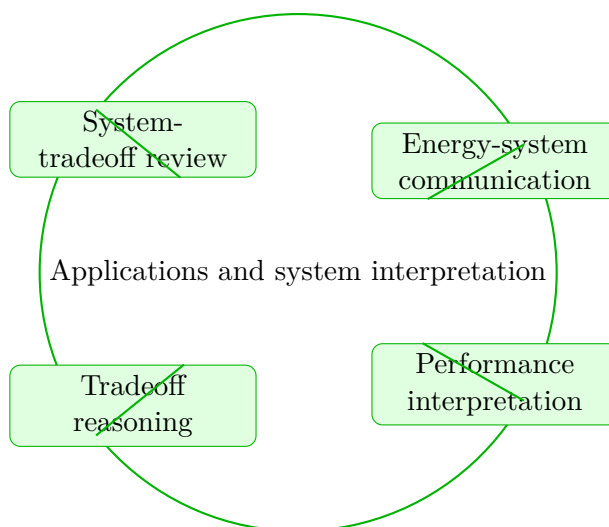
Energy Conversion Systems concentrates on system-tradeoff review and energy-system communication in the context of energy conversion and performance tradeoffs across engineered systems.

This chapter sits in the middle of Energy Conversion Systems. It develops System-tradeoff review, Energy-system communication, Performance interpretation, and Tradeoff reasoning so that the student can move from explanation to execution without losing the thread of the course.

In this family, the text should be read with a strong visual habit. Free-body diagrams, section cuts, deformation pictures, and compatibility statements are not optional decoration; they are the language of the subject. Every chapter therefore emphasizes the relationship between the drawing and the equation set.

Core ideas

- System-tradeoff review
- Energy-system communication
- Performance interpretation
- Tradeoff reasoning



How to think through this chapter

The student should begin each problem by isolating the body or member, naming the governing assumptions, and selecting the smallest equation set that still captures the response. Symbolic work matters, but interpretation of support conditions, internal force flow, and design implications matters just as much.

When working this chapter, keep the following question active: @@TOKEN_0@@ A good student answer should connect setup, assumptions, and conclusion instead of only chasing a final number or sentence.

Energy Conversion Systems concentrates on system-tradeoff review and energy-system communication in the context of energy conversion and performance tradeoffs across engineered systems.

Why Applications and system interpretation matters in Energy Conversion Systems

Applications and system interpretation is not just another topic block. It is where students learn to organize their thinking so that system-tradeoff review becomes a deliberate tool instead of a memorized step list.

Summit treats this lesson as applied reasoning: students should be able to say what the model is doing, what assumptions it needs, and why the conclusion would hold up under review.

How strong students move through this material

The strongest approach is to begin with the governing idea, then connect it to the problem setup, and only then carry out the detailed work. In this lesson that usually means centering system-tradeoff review before letting algebra, computation, or design detail take over.

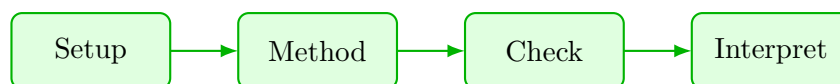
When energy-system communication enters the picture, the student should already know what variables, constraints, or interpretations matter. That prevents the work from collapsing into disconnected steps.

What to watch for when the work gets harder

Performance interpretation usually separate surface familiarity from real mastery. This is where students need to slow down, keep notation disciplined, and explain why the method choice still fits the problem.

A top-quality solution is not just correct. It is organized, explicit about assumptions, and clear enough that another engineer or instructor could audit the logic without guessing what was meant.

Worked example



@@TOKEN_0@@ Outline a complete energy conversion systems approach that uses system-tradeoff review to reason through energy-system communication.

1. Start by identifying the governing principle behind system-tradeoff review and state the assumptions that make it valid in this setting.
2. Define the variables, coordinate choices, constraints, or design criteria that control energy-system communication.
3. Carry the method through in a disciplined sequence, showing where system-tradeoff review shapes the setup and intermediate steps.
4. Close with an engineering interpretation that explains what the result means and why the conclusion is reasonable.

Read this example twice: once for the flow of ideas and once for the technical structure of the solution.

Worked-through guided example

@@TOKEN_0@@ Work a energy conversion systems problem built around system-tradeoff review. Explain the setup, the governing method, and the final conclusion you would defend.

1. State why system-tradeoff review is the controlling idea in this problem.
2. List the variables, assumptions, and governing relationships before trying to solve.

3. Carry the reasoning forward in a clean sequence and end with a technical interpretation.

A complete solution begins from system-tradeoff review, applies the correct course method, and closes with a written interpretation that explains why the result is reasonable.

Instructor commentary

Students should annotate this chapter for structure, not just facts. Mark where the argument changes direction, where the method requires a hidden assumption, and where the conclusion becomes more general than the worked example. If the chapter feels easy while you are reading it but difficult when you close the page, you have not yet converted recognition into mastery.

The recommended pattern is draw first, label second, solve third, and explain last. Repetition should focus on varied diagrams rather than on memorizing one template.

Practice while you read

Applications and system interpretation guided practice

Energy Conversion Systems concentrates on system-tradeoff review and energy-system communication in the context of energy conversion and performance tradeoffs across engineered systems.

@@TOKEN_0@@ Work a energy conversion systems problem built around system-tradeoff review. Explain the setup, the governing method, and the final conclusion you would defend.

- Hint: Return to the key idea system-tradeoff review and identify what assumptions, variables, or constraints must be fixed before you work forward.
- Step 1: State why system-tradeoff review is the controlling idea in this problem.
- Step 2: List the variables, assumptions, and governing relationships before trying to solve.
- Step 3: Carry the reasoning forward in a clean sequence and end with a technical interpretation.
- Checkpoint: A strong checkpoint answer identifies system-tradeoff review, builds a disciplined setup, and defends a final conclusion.

@@TOKEN_0@@ Work a energy conversion systems problem built around energy-system communication. Explain the setup, the governing method, and the final conclusion you would defend.

- Hint: Return to the key idea energy-system communication and identify what assumptions, variables, or constraints must be fixed before you work forward.
- Step 1: State why energy-system communication is the controlling idea in this problem.
- Step 2: List the variables, assumptions, and governing relationships before trying to solve.
- Step 3: Carry the reasoning forward in a clean sequence and end with a technical interpretation.

- Checkpoint: A strong checkpoint answer identifies energy-system communication, builds a disciplined setup, and defends a final conclusion.

Chapter homework

@@TOKEN_0@@ Energy Conversion Systems concentrates on system-tradeoff review and energy-system communication in the context of energy conversion and performance tradeoffs across engineered systems.

1. Complete a full energy conversion systems problem centered on system-tradeoff review. State the setup, the governing method, and the engineering conclusion you would defend.
2. Complete a full energy conversion systems problem centered on energy-system communication. State the setup, the governing method, and the engineering conclusion you would defend.
3. Complete a full energy conversion systems problem centered on performance interpretation. State the setup, the governing method, and the engineering conclusion you would defend.
4. Complete a full energy conversion systems problem centered on tradeoff reasoning. State the setup, the governing method, and the engineering conclusion you would defend.

Answers for these homework problems appear in the back-of-book answer key.

Chapter summary and study notes

- Explain when system-tradeoff review is the right tool and when it is not.
- Carry a full solution or analysis from setup to conclusion without skipping assumptions.
- Use notation, units, and technical language clearly enough for formal grading.

Study tips

- Name the governing idea first: System-tradeoff review.
- Write down assumptions and constraints before pushing through calculations or design choices.
- End every serious solution with a technical interpretation, not only a final number or label.

Common traps

- Jumping into symbol manipulation before the governing model is clear.
- Treating the procedure like a script instead of checking whether the assumptions still hold.
- Stopping at the answer line without explaining what the result means in context.

Family-level errors to watch for

- Skipping or under-labeling the diagram that controls the problem.
- Mixing sign conventions or coordinate assumptions across solution steps.
- Reporting a number without interpreting what it says about force, stress, or stability.

Chapter 5

Chapter 5 Integrated casework and professional communication

Chapter purpose

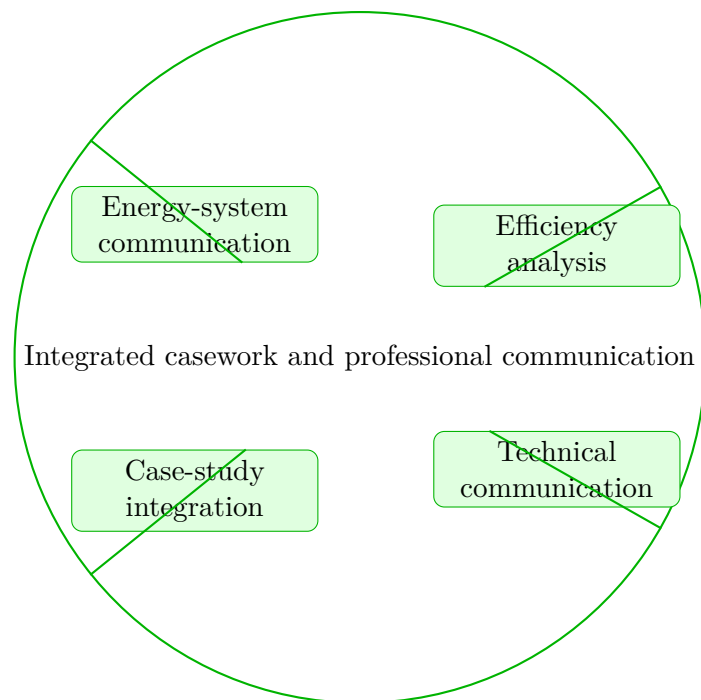
Energy Conversion Systems concentrates on energy-system communication and efficiency analysis in the context of energy conversion and performance tradeoffs across engineered systems.

This chapter sits in the middle of Energy Conversion Systems. It develops Energy-system communication, Efficiency analysis, Technical communication, and Case-study integration so that the student can move from explanation to execution without losing the thread of the course.

In this family, the text should be read with a strong visual habit. Free-body diagrams, section cuts, deformation pictures, and compatibility statements are not optional decoration; they are the language of the subject. Every chapter therefore emphasizes the relationship between the drawing and the equation set.

Core ideas

- Energy-system communication
- Efficiency analysis
- Technical communication
- Case-study integration



How to think through this chapter

The student should begin each problem by isolating the body or member, naming the governing assumptions, and selecting the smallest equation set that still captures the response. Symbolic work matters, but interpretation of support conditions, internal force flow, and design implications matters just as much.

When working this chapter, keep the following question active: @@TOKEN_0@@ A good student answer should connect setup, assumptions, and conclusion instead of only chasing a final number or sentence.

Energy Conversion Systems concentrates on energy-system communication and efficiency analysis in the context of energy conversion and performance tradeoffs across engineered systems.

Why Integrated casework and professional communication matters in Energy Conversion Systems

Integrated casework and professional communication is not just another topic block. It is where students learn to organize their thinking so that energy-system communication becomes a deliberate tool instead of a memorized step list.

Summit treats this lesson as applied reasoning: students should be able to say what the model is doing, what assumptions it needs, and why the conclusion would hold up under review.

How strong students move through this material

The strongest approach is to begin with the governing idea, then connect it to the problem setup, and only then carry out the detailed work. In this lesson that usually means centering energy-system communication before letting algebra, computation, or design detail take over.

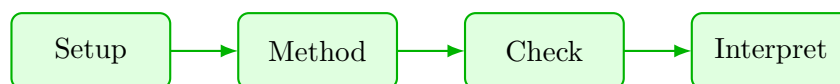
When efficiency analysis enters the picture, the student should already know what variables, constraints, or interpretations matter. That prevents the work from collapsing into disconnected steps.

What to watch for when the work gets harder

Technical communication usually separate surface familiarity from real mastery. This is where students need to slow down, keep notation disciplined, and explain why the method choice still fits the problem.

A top-quality solution is not just correct. It is organized, explicit about assumptions, and clear enough that another engineer or instructor could audit the logic without guessing what was meant.

Worked example



@@TOKEN_0@@ Outline a complete energy conversion systems approach that uses energy-system communication to reason through efficiency analysis.

1. Start by identifying the governing principle behind energy-system communication and state the assumptions that make it valid in this setting.
2. Define the variables, coordinate choices, constraints, or design criteria that control efficiency analysis.
3. Carry the method through in a disciplined sequence, showing where energy-system communication shapes the setup and intermediate steps.
4. Close with an engineering interpretation that explains what the result means and why the conclusion is reasonable.

Read this example twice: once for the flow of ideas and once for the technical structure of the solution.

Worked-through guided example

@@TOKEN_0@@ Work a energy conversion systems problem built around energy-system communication. Explain the setup, the governing method, and the final conclusion you would defend.

1. State why energy-system communication is the controlling idea in this problem.
2. List the variables, assumptions, and governing relationships before trying to solve.
3. Carry the reasoning forward in a clean sequence and end with a technical interpretation.

A complete solution begins from energy-system communication, applies the correct course method, and closes with a written interpretation that explains why the result is reasonable.

Instructor commentary

Students should annotate this chapter for structure, not just facts. Mark where the argument changes direction, where the method requires a hidden assumption, and where the conclusion becomes more general than the worked example. If the chapter feels easy while you are reading it but difficult when you close the page, you have not yet converted recognition into mastery.

The recommended pattern is draw first, label second, solve third, and explain last. Repetition should focus on varied diagrams rather than on memorizing one template.

Practice while you read

Integrated casework and professional communication guided practice

Energy Conversion Systems concentrates on energy-system communication and efficiency analysis in the context of energy conversion and performance tradeoffs across engineered systems.

@@TOKEN_0@@ Work a energy conversion systems problem built around energy-system communication. Explain the setup, the governing method, and the final conclusion you would defend.

- Hint: Return to the key idea energy-system communication and identify what assumptions, variables, or constraints must be fixed before you work forward.
- Step 1: State why energy-system communication is the controlling idea in this problem.
- Step 2: List the variables, assumptions, and governing relationships before trying to solve.
- Step 3: Carry the reasoning forward in a clean sequence and end with a technical interpretation.
- Checkpoint: A strong checkpoint answer identifies energy-system communication, builds a disciplined setup, and defends a final conclusion.

@@TOKEN_0@@ Work a energy conversion systems problem built around efficiency analysis. Explain the setup, the governing method, and the final conclusion you would defend.

- Hint: Return to the key idea efficiency analysis and identify what assumptions, variables, or constraints must be fixed before you work forward.
- Step 1: State why efficiency analysis is the controlling idea in this problem.

- Step 2: List the variables, assumptions, and governing relationships before trying to solve.
- Step 3: Carry the reasoning forward in a clean sequence and end with a technical interpretation.
- Checkpoint: A strong checkpoint answer identifies efficiency analysis, builds a disciplined setup, and defends a final conclusion.

Chapter homework

@@TOKEN_0@@ Energy Conversion Systems concentrates on energy-system communication and efficiency analysis in the context of energy conversion and performance tradeoffs across engineered systems.

1. Complete a full energy conversion systems problem centered on energy-system communication. State the setup, the governing method, and the engineering conclusion you would defend.
2. Complete a full energy conversion systems problem centered on efficiency analysis. State the setup, the governing method, and the engineering conclusion you would defend.
3. Complete a full energy conversion systems problem centered on technical communication. State the setup, the governing method, and the engineering conclusion you would defend.
4. Complete a full energy conversion systems problem centered on case-study integration. State the setup, the governing method, and the engineering conclusion you would defend.

Answers for these homework problems appear in the back-of-book answer key.

Chapter summary and study notes

- Explain when energy-system communication is the right tool and when it is not.
- Carry a full solution or analysis from setup to conclusion without skipping assumptions.
- Use notation, units, and technical language clearly enough for formal grading.

Study tips

- Name the governing idea first: Energy-system communication.
- Write down assumptions and constraints before pushing through calculations or design choices.
- End every serious solution with a technical interpretation, not only a final number or label.

Common traps

- Jumping into symbol manipulation before the governing model is clear.

- Treating the procedure like a script instead of checking whether the assumptions still hold.
- Stopping at the answer line without explaining what the result means in context.

Family-level errors to watch for

- Skipping or under-labeling the diagram that controls the problem.
- Mixing sign conventions or coordinate assumptions across solution steps.
- Reporting a number without interpreting what it says about force, stress, or stability.

Chapter 6

Chapter 6 Cumulative review and official assessment

Chapter purpose

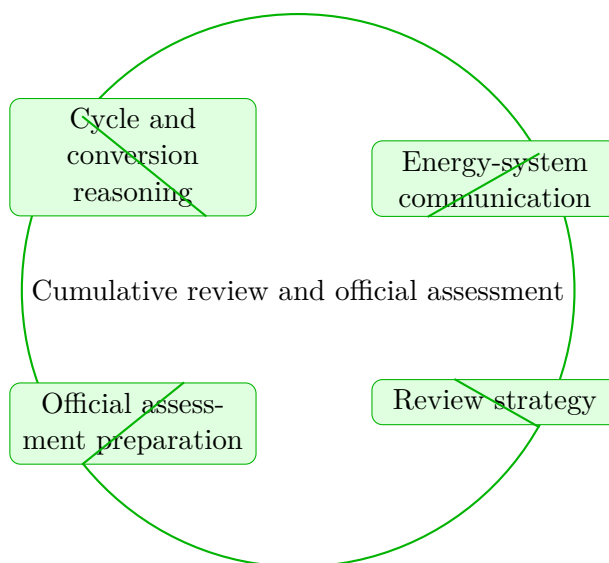
Energy Conversion Systems concentrates on cycle and conversion reasoning and energy-system communication in the context of energy conversion and performance tradeoffs across engineered systems.

This chapter sits at the end of Energy Conversion Systems. It develops Cycle and conversion reasoning, Energy-system communication, Review strategy, and Official assessment preparation so that the student can move from explanation to execution without losing the thread of the course.

In this family, the text should be read with a strong visual habit. Free-body diagrams, section cuts, deformation pictures, and compatibility statements are not optional decoration; they are the language of the subject. Every chapter therefore emphasizes the relationship between the drawing and the equation set.

Core ideas

- Cycle and conversion reasoning
- Energy-system communication
- Review strategy
- Official assessment preparation



How to think through this chapter

The student should begin each problem by isolating the body or member, naming the governing assumptions, and selecting the smallest equation set that still captures the response. Symbolic work matters, but interpretation of support conditions, internal force flow, and design implications matters just as much.

When working this chapter, keep the following question active: @@TOKEN_0@@ A good student answer should connect setup, assumptions, and conclusion instead of only chasing a final number or sentence.

Energy Conversion Systems concentrates on cycle and conversion reasoning and energy-system communication in the context of energy conversion and performance tradeoffs across engineered systems.

Why Cumulative review and official assessment matters in Energy Conversion Systems

Cumulative review and official assessment is not just another topic block. It is where students learn to organize their thinking so that cycle and conversion reasoning becomes a deliberate tool instead of a memorized step list.

Summit treats this lesson as applied reasoning: students should be able to say what the model is doing, what assumptions it needs, and why the conclusion would hold up under review.

How strong students move through this material

The strongest approach is to begin with the governing idea, then connect it to the problem setup, and only then carry out the detailed work. In this lesson that usually means centering cycle and conversion reasoning before letting algebra, computation, or design detail take over.

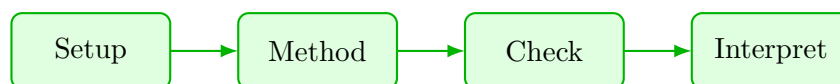
When energy-system communication enters the picture, the student should already know what variables, constraints, or interpretations matter. That prevents the work from collapsing into disconnected steps.

What to watch for when the work gets harder

Review strategy usually separate surface familiarity from real mastery. This is where students need to slow down, keep notation disciplined, and explain why the method choice still fits the problem.

A top-quality solution is not just correct. It is organized, explicit about assumptions, and clear enough that another engineer or instructor could audit the logic without guessing what was meant.

Worked example



@@TOKEN_0@@ Outline a complete energy conversion systems approach that uses cycle and conversion reasoning to reason through energy-system communication.

1. Start by identifying the governing principle behind cycle and conversion reasoning and state the assumptions that make it valid in this setting.
2. Define the variables, coordinate choices, constraints, or design criteria that control energy-system communication.
3. Carry the method through in a disciplined sequence, showing where cycle and conversion reasoning shapes the setup and intermediate steps.
4. Close with an engineering interpretation that explains what the result means and why the conclusion is reasonable.

Read this example twice: once for the flow of ideas and once for the technical structure of the solution.

Worked-through guided example

@@TOKEN_0@@ Work a energy conversion systems problem built around cycle and conversion reasoning. Explain the setup, the governing method, and the final conclusion you would defend.

1. State why cycle and conversion reasoning is the controlling idea in this problem.
2. List the variables, assumptions, and governing relationships before trying to solve.
3. Carry the reasoning forward in a clean sequence and end with a technical interpretation.

A complete solution begins from cycle and conversion reasoning, applies the correct course method, and closes with a written interpretation that explains why the result is reasonable.

Instructor commentary

Students should annotate this chapter for structure, not just facts. Mark where the argument changes direction, where the method requires a hidden assumption, and where the conclusion becomes more general than the worked example. If the chapter feels easy while you are reading it but difficult when you close the page, you have not yet converted recognition into mastery.

The recommended pattern is draw first, label second, solve third, and explain last. Repetition should focus on varied diagrams rather than on memorizing one template.

Practice while you read

Cumulative review and official assessment guided practice

Energy Conversion Systems concentrates on cycle and conversion reasoning and energy-system communication in the context of energy conversion and performance tradeoffs across engineered systems.

@@TOKEN_0@@ Work a energy conversion systems problem built around cycle and conversion reasoning. Explain the setup, the governing method, and the final conclusion you would defend.

- Hint: Return to the key idea cycle and conversion reasoning and identify what assumptions, variables, or constraints must be fixed before you work forward.
- Step 1: State why cycle and conversion reasoning is the controlling idea in this problem.
- Step 2: List the variables, assumptions, and governing relationships before trying to solve.
- Step 3: Carry the reasoning forward in a clean sequence and end with a technical interpretation.
- Checkpoint: A strong checkpoint answer identifies cycle and conversion reasoning, builds a disciplined setup, and defends a final conclusion.

@@TOKEN_0@@ Work a energy conversion systems problem built around energy-system communication. Explain the setup, the governing method, and the final conclusion you would defend.

- Hint: Return to the key idea energy-system communication and identify what assumptions, variables, or constraints must be fixed before you work forward.

- Step 1: State why energy-system communication is the controlling idea in this problem.
- Step 2: List the variables, assumptions, and governing relationships before trying to solve.
- Step 3: Carry the reasoning forward in a clean sequence and end with a technical interpretation.
- Checkpoint: A strong checkpoint answer identifies energy-system communication, builds a disciplined setup, and defends a final conclusion.

Chapter homework

@@TOKEN_0@@ Energy Conversion Systems concentrates on cycle and conversion reasoning and energy-system communication in the context of energy conversion and performance tradeoffs across engineered systems.

1. Complete a full energy conversion systems problem centered on cycle and conversion reasoning. State the setup, the governing method, and the engineering conclusion you would defend.
2. Complete a full energy conversion systems problem centered on energy-system communication. State the setup, the governing method, and the engineering conclusion you would defend.
3. Complete a full energy conversion systems problem centered on review strategy. State the setup, the governing method, and the engineering conclusion you would defend.
4. Complete a full energy conversion systems problem centered on official assessment preparation. State the setup, the governing method, and the engineering conclusion you would defend.

Answers for these homework problems appear in the back-of-book answer key.

Chapter summary and study notes

- Explain when cycle and conversion reasoning is the right tool and when it is not.
- Carry a full solution or analysis from setup to conclusion without skipping assumptions.
- Use notation, units, and technical language clearly enough for formal grading.

Study tips

- Name the governing idea first: Cycle and conversion reasoning.
- Write down assumptions and constraints before pushing through calculations or design choices.
- End every serious solution with a technical interpretation, not only a final number or label.

Common traps

- Jumping into symbol manipulation before the governing model is clear.
- Treating the procedure like a script instead of checking whether the assumptions still hold.
- Stopping at the answer line without explaining what the result means in context.

Family-level errors to watch for

- Skipping or under-labeling the diagram that controls the problem.
- Mixing sign conventions or coordinate assumptions across solution steps.
- Reporting a number without interpreting what it says about force, stress, or stability.

Chapter 7

Quiz review and official exam preparation

Homework structure

- Homework Set 1: Foundations and governing ideas: 4 graded problems attached to chapter 1.
- Homework Set 2: Core methods and notation discipline: 4 graded problems attached to chapter 2.
- Homework Set 3: Extended methods and decision workflow: 4 graded problems attached to chapter 3.
- Homework Set 4: Applications and system interpretation: 4 graded problems attached to chapter 4.
- Homework Set 5: Integrated casework and professional communication: 4 graded problems attached to chapter 5.
- Homework Set 6: Cumulative review and official assessment: 4 graded problems attached to chapter 6.

Quiz structure

- Quiz 1: Foundations and governing ideas and Core methods and notation discipline: 4 questions, timed, and single-attempt in the live course. Quiz 1 should be taken only after you can solve the chapter homework without outside prompts.
- Quiz 2: Extended methods and decision workflow and Applications and system interpretation: 4 questions, timed, and single-attempt in the live course. Quiz 2 should be taken only after you can solve the chapter homework without outside prompts.
- Quiz 3: Integrated casework and professional communication and Cumulative review and official assessment: 4 questions, timed, and single-attempt in the live course. Quiz 3 should be taken only after you can solve the chapter homework without outside prompts.

Official mastery exam

- Energy Conversion Systems cumulative mastery exam: 7 major questions, High rigor, first official attempt locks the course grade.

Energy Conversion Systems cumulative mastery exam preparation checklist

- Review every lesson in Energy Conversion Systems and be able to explain why each method is used, not only how it is executed.
- Practice complete written solutions, because Summit grades setup quality, assumptions, and interpretation directly.
- Use the guided practice and quizzes until you can explain the method flow without outside prompts.
- Expect the official exam to combine method choice, disciplined setup, and a defended conclusion in the same answer.

How to use this book before assessment

- Read the relevant chapter and rebuild both worked examples without looking.
- Solve the guided practice in the chapter before attempting the graded homework.
- Check your chapter-homework answers only after you complete a full written attempt.
- Review the quiz answer key after each chapter block and classify your errors by concept, setup, algebra, or interpretation.
- Before the official exam, revisit the chapter purposes, homework corrections, and answer-key notes rather than rereading formulas only.

Chapter 8

Course vocabulary index

- @@TOKEN_0@@: treat this as a working term in the course. You should be able to define it, recognize where it appears, and use it correctly in a solution or explanation.
- @@TOKEN_0@@: treat this as a working term in the course. You should be able to define it, recognize where it appears, and use it correctly in a solution or explanation.
- @@TOKEN_0@@: treat this as a working term in the course. You should be able to define it, recognize where it appears, and use it correctly in a solution or explanation.
- @@TOKEN_0@@: treat this as a working term in the course. You should be able to define it, recognize where it appears, and use it correctly in a solution or explanation.
- @@TOKEN_0@@: treat this as a working term in the course. You should be able to define it, recognize where it appears, and use it correctly in a solution or explanation.
- @@TOKEN_0@@: treat this as a working term in the course. You should be able to define it, recognize where it appears, and use it correctly in a solution or explanation.
- @@TOKEN_0@@: treat this as a working term in the course. You should be able to define it, recognize where it appears, and use it correctly in a solution or explanation.
- @@TOKEN_0@@: treat this as a working term in the course. You should be able to define it, recognize where it appears, and use it correctly in a solution or explanation.
- @@TOKEN_0@@: treat this as a working term in the course. You should be able to define it, recognize where it appears, and use it correctly in a solution or explanation.
- @@TOKEN_0@@: treat this as a working term in the course. You should be able to define it, recognize where it appears, and use it correctly in a solution or explanation.
- @@TOKEN_0@@: treat this as a working term in the course. You should be able to define it, recognize where it appears, and use it correctly in a solution or explanation.
- @@TOKEN_0@@: treat this as a working term in the course. You should be able to define it, recognize where it appears, and use it correctly in a solution or explanation.
- @@TOKEN_0@@: treat this as a working term in the course. You should be able to define it, recognize where it appears, and use it correctly in a solution or explanation.
- @@TOKEN_0@@: treat this as a working term in the course. You should be able to define it, recognize where it appears, and use it correctly in a solution or explanation.

Chapter 9

Back-of-book answers and solution outlines

Guided practice answer key

Chapter 1: Foundations and governing ideas

@@TOKEN_0@@

1. Work a energy conversion systems problem built around cycle and conversion reasoning. Explain the setup, the governing method, and the final conclusion you would defend.

- Checkpoint answer: A strong checkpoint answer identifies cycle and conversion reasoning, builds a disciplined setup, and defends a final conclusion. - Solution note: A complete solution begins from cycle and conversion reasoning, applies the correct course method, and closes with a written interpretation that explains why the result is reasonable.

1. Work a energy conversion systems problem built around efficiency analysis. Explain the setup, the governing method, and the final conclusion you would defend.

- Checkpoint answer: A strong checkpoint answer identifies efficiency analysis, builds a disciplined setup, and defends a final conclusion. - Solution note: A complete solution begins from efficiency analysis, applies the correct course method, and closes with a written interpretation that explains why the result is reasonable.

1. Work a energy conversion systems problem built around notation and conventions. Explain the setup, the governing method, and the final conclusion you would defend.

- Checkpoint answer: A strong checkpoint answer identifies notation and conventions, builds a disciplined setup, and defends a final conclusion. - Solution note: A complete solution begins from notation and conventions, applies the correct course method, and closes with a written interpretation that explains why the result is reasonable.

Chapter 2: Core methods and notation discipline

@@TOKEN_0@@

1. Work a energy conversion systems problem built around efficiency analysis. Explain the setup, the governing method, and the final conclusion you would defend.

- Checkpoint answer: A strong checkpoint answer identifies efficiency analysis, builds a disciplined setup, and defends a final conclusion. - Solution note: A complete solution begins from efficiency analysis, applies the correct course method, and closes with a written interpretation that explains why the result is reasonable.

1. Work a energy conversion systems problem built around system-tradeoff review. Explain the setup, the governing method, and the final conclusion you would defend.

- Checkpoint answer: A strong checkpoint answer identifies system-tradeoff review, builds a disciplined setup, and defends a final conclusion. - Solution note: A complete solution begins from system-tradeoff review, applies the correct course method, and closes with a written interpretation that explains why the result is reasonable.

1. Work a energy conversion systems problem built around structured workflow. Explain the setup, the governing method, and the final conclusion you would defend.

- Checkpoint answer: A strong checkpoint answer identifies structured workflow, builds a disciplined setup, and defends a final conclusion. - Solution note: A complete solution begins from structured workflow, applies the correct course method, and closes with a written interpretation that explains why the result is reasonable.

Chapter 3: Extended methods and decision workflow

@@TOKEN_0@@

1. Work a energy conversion systems problem built around system-tradeoff review. Explain the setup, the governing method, and the final conclusion you would defend.

- Checkpoint answer: A strong checkpoint answer identifies system-tradeoff review, builds a disciplined setup, and defends a final conclusion. - Solution note: A complete solution begins from system-tradeoff review, applies the correct course method, and closes with a written interpretation that explains why the result is reasonable.

1. Work a energy conversion systems problem built around cycle and conversion reasoning. Explain the setup, the governing method, and the final conclusion you would defend.

- Checkpoint answer: A strong checkpoint answer identifies cycle and conversion reasoning, builds a disciplined setup, and defends a final conclusion. - Solution note: A complete solution begins from cycle and conversion reasoning, applies the correct course method, and closes with a written interpretation that explains why the result is reasonable.

1. Work a energy conversion systems problem built around technical method extension. Explain the setup, the governing method, and the final conclusion you would defend.

- Checkpoint answer: A strong checkpoint answer identifies technical method extension, builds a disciplined setup, and defends a final conclusion. - Solution note: A complete solution begins from technical method extension, applies the correct course method, and closes with a written interpretation that explains why the result is reasonable.

Chapter 4: Applications and system interpretation

@@TOKEN_0@@

1. Work a energy conversion systems problem built around system-tradeoff review. Explain the setup, the governing method, and the final conclusion you would defend.

- Checkpoint answer: A strong checkpoint answer identifies system-tradeoff review, builds a disciplined setup, and defends a final conclusion. - Solution note: A complete solution begins from system-tradeoff review, applies the correct course method, and closes with a written interpretation that explains why the result is reasonable.

1. Work a energy conversion systems problem built around energy-system communication. Explain the setup, the governing method, and the final conclusion you would defend.

- Checkpoint answer: A strong checkpoint answer identifies energy-system communication, builds a disciplined setup, and defends a final conclusion. - Solution note: A complete solution begins from energy-system communication, applies the correct course method, and closes with a written interpretation that explains why the result is reasonable.

1. Work a energy conversion systems problem built around performance interpretation. Explain the setup, the governing method, and the final conclusion you would defend.

- Checkpoint answer: A strong checkpoint answer identifies performance interpretation, builds a disciplined setup, and defends a final conclusion. - Solution note: A complete solution begins from performance interpretation, applies the correct course method, and closes with a written interpretation that explains why the result is reasonable.

Chapter 5: Integrated casework and professional communication

@@TOKEN_0@@

1. Work a energy conversion systems problem built around energy-system communication. Explain the setup, the governing method, and the final conclusion you would defend.

- Checkpoint answer: A strong checkpoint answer identifies energy-system communication, builds a disciplined setup, and defends a final conclusion. - Solution note: A complete solution begins from energy-system communication, applies the correct course method, and closes with a written interpretation that explains why the result is reasonable.

1. Work a energy conversion systems problem built around efficiency analysis. Explain the setup, the governing method, and the final conclusion you would defend.

- Checkpoint answer: A strong checkpoint answer identifies efficiency analysis, builds a disciplined setup, and defends a final conclusion. - Solution note: A complete solution begins from efficiency analysis, applies the correct course method, and closes with a written interpretation that explains why the result is reasonable.

1. Work a energy conversion systems problem built around technical communication. Explain the setup, the governing method, and the final conclusion you would defend.

- Checkpoint answer: A strong checkpoint answer identifies technical communication, builds a disciplined setup, and defends a final conclusion. - Solution note: A complete solution begins from technical communication, applies the correct course method, and closes with a written interpretation that explains why the result is reasonable.

Chapter 6: Cumulative review and official assessment

@@TOKEN_0@@

1. Work a energy conversion systems problem built around cycle and conversion reasoning. Explain the setup, the governing method, and the final conclusion you would defend.

- Checkpoint answer: A strong checkpoint answer identifies cycle and conversion reasoning, builds a disciplined setup, and defends a final conclusion. - Solution note: A complete solution begins from cycle and conversion reasoning, applies the correct course method, and closes with a written interpretation that explains why the result is reasonable.

1. Work a energy conversion systems problem built around energy-system communication. Explain the setup, the governing method, and the final conclusion you would defend.

- Checkpoint answer: A strong checkpoint answer identifies energy-system communication, builds a disciplined setup, and defends a final conclusion. - Solution note: A complete solution begins from energy-system communication, applies the correct course method, and closes with a written interpretation that explains why the result is reasonable.

1. Work a energy conversion systems problem built around review strategy. Explain the setup, the governing method, and the final conclusion you would defend.

- Checkpoint answer: A strong checkpoint answer identifies review strategy, builds a disciplined setup, and defends a final conclusion. - Solution note: A complete solution begins from review strategy, applies the correct course method, and closes with a written interpretation that explains why the result is reasonable.

Homework answer key

Homework Set 1: Foundations and governing ideas

1. Complete a full energy conversion systems problem centered on cycle and conversion reasoning. State the setup, the governing method, and the engineering conclusion you would defend.

- Answer / solution summary: A strong answer identifies the governing model for cycle and conversion reasoning, states assumptions explicitly, works through the key analytical steps, and closes with a technically defensible conclusion tied to the scenario.

1. Complete a full energy conversion systems problem centered on efficiency analysis. State the setup, the governing method, and the engineering conclusion you would defend.

- Answer / solution summary: A strong answer identifies the governing model for efficiency analysis, states assumptions explicitly, works through the key analytical steps, and closes with a technically defensible conclusion tied to the scenario.

1. Complete a full energy conversion systems problem centered on notation and conventions. State the setup, the governing method, and the engineering conclusion you would defend.

- Answer / solution summary: A strong answer identifies the governing model for notation and conventions, states assumptions explicitly, works through the key analytical steps, and closes with a technically defensible conclusion tied to the scenario.

1. Complete a full energy conversion systems problem centered on baseline model setup. State the setup, the governing method, and the engineering conclusion you would defend.

- Answer / solution summary: A strong answer identifies the governing model for baseline model setup, states assumptions explicitly, works through the key analytical steps, and closes with a technically defensible conclusion tied to the scenario.

Homework Set 2: Core methods and notation discipline

1. Complete a full energy conversion systems problem centered on efficiency analysis. State the setup, the governing method, and the engineering conclusion you would defend.

- Answer / solution summary: A strong answer identifies the governing model for efficiency analysis, states assumptions explicitly, works through the key analytical steps, and closes with a technically defensible conclusion tied to the scenario.

1. Complete a full energy conversion systems problem centered on system-tradeoff review. State the setup, the governing method, and the engineering conclusion you would defend.

- Answer / solution summary: A strong answer identifies the governing model for system-tradeoff review, states assumptions explicitly, works through the key analytical steps, and closes with a technically defensible conclusion tied to the scenario.

1. Complete a full energy conversion systems problem centered on structured workflow. State the setup, the governing method, and the engineering conclusion you would defend.

- Answer / solution summary: A strong answer identifies the governing model for structured workflow, states assumptions explicitly, works through the key analytical steps, and closes with a technically defensible conclusion tied to the scenario.

1. Complete a full energy conversion systems problem centered on assumption handling. State the setup, the governing method, and the engineering conclusion you would defend.

- Answer / solution summary: A strong answer identifies the governing model for assumption handling, states assumptions explicitly, works through the key analytical steps, and closes with a technically defensible conclusion tied to the scenario.

Homework Set 3: Extended methods and decision workflow

1. Complete a full energy conversion systems problem centered on system-tradeoff review. State the setup, the governing method, and the engineering conclusion you would defend.

- Answer / solution summary: A strong answer identifies the governing model for system-tradeoff review, states assumptions explicitly, works through the key analytical steps, and closes with a technically defensible conclusion tied to the scenario.

1. Complete a full energy conversion systems problem centered on cycle and conversion reasoning. State the setup, the governing method, and the engineering conclusion you would defend.

- Answer / solution summary: A strong answer identifies the governing model for cycle and conversion reasoning, states assumptions explicitly, works through the key analytical steps, and closes with a technically defensible conclusion tied to the scenario.

1. Complete a full energy conversion systems problem centered on technical method extension. State the setup, the governing method, and the engineering conclusion you would defend.

- Answer / solution summary: A strong answer identifies the governing model for technical method extension, states assumptions explicitly, works through the key analytical steps, and closes with a technically defensible conclusion tied to the scenario.

1. Complete a full energy conversion systems problem centered on quality checks. State the setup, the governing method, and the engineering conclusion you would defend.

- Answer / solution summary: A strong answer identifies the governing model for quality checks, states assumptions explicitly, works through the key analytical steps, and closes with a technically defensible conclusion tied to the scenario.

Homework Set 4: Applications and system interpretation

1. Complete a full energy conversion systems problem centered on system-tradeoff review. State the setup, the governing method, and the engineering conclusion you would defend.

- Answer / solution summary: A strong answer identifies the governing model for system-tradeoff review, states assumptions explicitly, works through the key analytical steps, and closes with a technically defensible conclusion tied to the scenario.

1. Complete a full energy conversion systems problem centered on energy-system communication. State the setup, the governing method, and the engineering conclusion you would defend.

- Answer / solution summary: A strong answer identifies the governing model for energy-system communication, states assumptions explicitly, works through the key analytical steps, and closes with a technically defensible conclusion tied to the scenario.

1. Complete a full energy conversion systems problem centered on performance interpretation. State the setup, the governing method, and the engineering conclusion you would defend.

- Answer / solution summary: A strong answer identifies the governing model for performance interpretation, states assumptions explicitly, works through the key analytical steps, and closes with a technically defensible conclusion tied to the scenario.

1. Complete a full energy conversion systems problem centered on tradeoff reasoning. State the setup, the governing method, and the engineering conclusion you would defend.

- Answer / solution summary: A strong answer identifies the governing model for tradeoff reasoning, states assumptions explicitly, works through the key analytical steps, and closes with a technically defensible conclusion tied to the scenario.

Homework Set 5: Integrated casework and professional communication

1. Complete a full energy conversion systems problem centered on energy-system communication. State the setup, the governing method, and the engineering conclusion you would defend.

- Answer / solution summary: A strong answer identifies the governing model for energy-system communication, states assumptions explicitly, works through the key analytical steps, and closes with a technically defensible conclusion tied to the scenario.

1. Complete a full energy conversion systems problem centered on efficiency analysis. State the setup, the governing method, and the engineering conclusion you would defend.

- Answer / solution summary: A strong answer identifies the governing model for efficiency analysis, states assumptions explicitly, works through the key analytical steps, and closes with a technically defensible conclusion tied to the scenario.

1. Complete a full energy conversion systems problem centered on technical communication. State the setup, the governing method, and the engineering conclusion you would defend.

- Answer / solution summary: A strong answer identifies the governing model for technical communication, states assumptions explicitly, works through the key analytical steps, and closes with a technically defensible conclusion tied to the scenario.

1. Complete a full energy conversion systems problem centered on case-study integration. State the setup, the governing method, and the engineering conclusion you would defend.

- Answer / solution summary: A strong answer identifies the governing model for case-study integration, states assumptions explicitly, works through the key analytical steps, and closes with a technically defensible conclusion tied to the scenario.

Homework Set 6: Cumulative review and official assessment

1. Complete a full energy conversion systems problem centered on cycle and conversion reasoning. State the setup, the governing method, and the engineering conclusion you would defend.

- Answer / solution summary: A strong answer identifies the governing model for cycle and conversion reasoning, states assumptions explicitly, works through the key analytical steps, and closes with a technically defensible conclusion tied to the scenario.

1. Complete a full energy conversion systems problem centered on energy-system communication. State the setup, the governing method, and the engineering conclusion you would defend.

- Answer / solution summary: A strong answer identifies the governing model for energy-system communication, states assumptions explicitly, works through the key analytical steps, and closes with a technically defensible conclusion tied to the scenario.

1. Complete a full energy conversion systems problem centered on review strategy. State the setup, the governing method, and the engineering conclusion you would defend.

- Answer / solution summary: A strong answer identifies the governing model for review strategy, states assumptions explicitly, works through the key analytical steps, and closes with a technically defensible conclusion tied to the scenario.

1. Complete a full energy conversion systems problem centered on official assessment preparation. State the setup, the governing method, and the engineering conclusion you would defend.

- Answer / solution summary: A strong answer identifies the governing model for official assessment preparation, states assumptions explicitly, works through the key analytical steps, and closes with a technically defensible conclusion tied to the scenario.

Quiz answer key

Quiz 1: Foundations and governing ideas and Core methods and notation discipline

1. Which topic is a direct priority inside Foundations and governing ideas?

- Answer key: Cycle and conversion reasoning. Cycle and conversion reasoning is named directly in the Foundations and governing ideas study block and is one of the required ideas for mastery in this course.

1. Which topic is a direct priority inside Foundations and governing ideas?

- Answer key: Efficiency analysis. Efficiency analysis is named directly in the Foundations and governing ideas study block and is one of the required ideas for mastery in this course.

1. Which topic is a direct priority inside Core methods and notation discipline?

- Answer key: Efficiency analysis. Efficiency analysis is named directly in the Core methods and notation discipline study block and is one of the required ideas for mastery in this course.

1. Which topic is a direct priority inside Core methods and notation discipline?

- Answer key: System-tradeoff review. System-tradeoff review is named directly in the Core methods and notation discipline study block and is one of the required ideas for mastery in this course.

Quiz 2: Extended methods and decision workflow and Applications and system interpretation

1. Which topic is a direct priority inside Extended methods and decision workflow?

- Answer key: System-tradeoff review. System-tradeoff review is named directly in the Extended methods and decision workflow study block and is one of the required ideas for mastery in this course.

1. Which topic is a direct priority inside Extended methods and decision workflow?

- Answer key: Cycle and conversion reasoning. Cycle and conversion reasoning is named directly in the Extended methods and decision workflow study block and is one of the required ideas for mastery in this course.

1. Which topic is a direct priority inside Applications and system interpretation?

- Answer key: System-tradeoff review. System-tradeoff review is named directly in the Applications and system interpretation study block and is one of the required ideas for mastery in this course.

1. Which topic is a direct priority inside Applications and system interpretation?

- Answer key: Energy-system communication. Energy-system communication is named directly in the Applications and system interpretation study block and is one of the required ideas for mastery in this course.

Quiz 3: Integrated casework and professional communication and Cumulative review and official assessment

1. Which topic is a direct priority inside Integrated casework and professional communication?

- Answer key: Energy-system communication. Energy-system communication is named directly in the Integrated casework and professional communication study block and is one of the required ideas for mastery in this course.

1. Which topic is a direct priority inside Integrated casework and professional communication?

- Answer key: Efficiency analysis. Efficiency analysis is named directly in the Integrated casework and professional communication study block and is one of the required ideas for mastery in this course.

1. Which topic is a direct priority inside Cumulative review and official assessment?

- Answer key: Cycle and conversion reasoning. Cycle and conversion reasoning is named directly in the Cumulative review and official assessment study block and is one of the required ideas for mastery in this course.

1. Which topic is a direct priority inside Cumulative review and official assessment?

- Answer key: Energy-system communication. Energy-system communication is named directly in the Cumulative review and official assessment study block and is one of the required ideas for mastery in this course.

Mastery exam solution outlines

Energy Conversion Systems cumulative mastery exam

1. Explain how cycle and conversion reasoning is used inside Energy Conversion Systems to analyze or design around efficiency analysis. Give the method, the assumptions that matter, and the conclusion you would stand behind.

- What to show: The governing principle behind cycle and conversion reasoning; A disciplined setup for efficiency analysis; A clear engineering conclusion - Solution outline: A strong solution identifies the governing principle for cycle and conversion reasoning before jumping into algebra, computation, or design detail. The work should connect cycle and conversion reasoning to efficiency analysis with explicit assumptions, a defensible setup, and a technically clear conclusion.

1. Explain how efficiency analysis is used inside Energy Conversion Systems to analyze or design around system-tradeoff review. Give the method, the assumptions that matter, and the conclusion you would stand behind.

- What to show: The governing principle behind efficiency analysis; A disciplined setup for system-tradeoff review; A clear engineering conclusion - Solution outline: A strong solution identifies the governing principle for efficiency analysis before jumping into algebra, computation, or design detail. The work should connect efficiency analysis to system-tradeoff review with explicit assumptions, a defensible setup, and a technically clear conclusion.

1. Explain how system-tradeoff review is used inside Energy Conversion Systems to analyze or design around cycle and conversion reasoning. Give the method, the assumptions that matter, and the conclusion you would stand behind.

- What to show: The governing principle behind system-tradeoff review; A disciplined setup for cycle and conversion reasoning; A clear engineering conclusion - Solution outline: A strong solution identifies the governing principle for system-tradeoff review before jumping into algebra, computation, or design detail. The work should connect system-tradeoff review to cycle and conversion reasoning with explicit assumptions, a defensible setup, and a technically clear conclusion.

1. Explain how system-tradeoff review is used inside Energy Conversion Systems to analyze or design around energy-system communication. Give the method, the assumptions that matter, and the conclusion you would stand behind.

- What to show: The governing principle behind system-tradeoff review; A disciplined setup for energy-system communication; A clear engineering conclusion - Solution outline: A strong solution identifies the governing principle for system-tradeoff review before jumping into algebra, computation, or design detail. The work should connect system-tradeoff review to energy-system communication with explicit assumptions, a defensible setup, and a technically clear conclusion.

1. Explain how energy-system communication is used inside Energy Conversion Systems to analyze or design around efficiency analysis. Give the method, the assumptions that matter, and the conclusion you would stand behind.

- What to show: The governing principle behind energy-system communication; A disciplined setup for efficiency analysis; A clear engineering conclusion - Solution outline: A strong solution identifies the governing principle for energy-system communication before jumping into algebra, computation, or design detail. The work should connect energy-system communication to efficiency analysis with explicit assumptions, a defensible setup, and a technically clear conclusion.

1. Explain how cycle and conversion reasoning is used inside Energy Conversion Systems to analyze or design around energy-system communication. Give the method, the assumptions that matter, and the conclusion you would stand behind.

- What to show: The governing principle behind cycle and conversion reasoning; A disciplined setup for energy-system communication; A clear engineering conclusion - Solution outline: A strong solution identifies the governing principle for cycle and conversion reasoning before jumping into algebra, computation, or design detail. The work should connect cycle and conversion reasoning to energy-system communication with explicit assumptions, a defensible setup, and a technically clear conclusion.

1. Write a cumulative response that shows how a student in Energy Conversion Systems should move from problem statement to defended result. Use the course outcomes to explain what high-quality work looks like.

- What to show: A staged engineering workflow; The assumptions or modeling choices that control the result; A defended final interpretation - Solution outline: A strong answer reflects the course outcome "Explain and use the core workflow behind energy conversion and performance tradeoffs across engineered systems." and explains how disciplined setup, method choice, and interpretation fit together. The response should describe a full workflow, not isolated vocabulary words.

Reference note

For the full bibliography behind this textbook, use @@TOKEN_0@@. The answer key in this book is Summit-authored and aligned to the live course runtime.