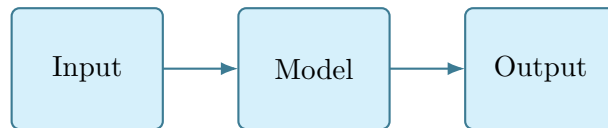


Summit DGTL 481: Digital Systems Elective I

Summit fully illustrated textbook edition



Original Summit-authored instructional text generated from the live course runtime,
bibliography layer, and assessment structure.

March 22, 2026

@@TOKEN_0@@ Summit first edition draft @@TOKEN_1@@ college @@TOKEN_2@@ 3 @@TO-
KEN_3@@ 14 weeks @@TOKEN_4@@ 6-9 hours each week

Originality note

This textbook is a Summit-authored instructional text. It is informed by the course bibliography in @@TOKEN_0@@ and by open academic references used elsewhere in Summit, but it does not copy or restate any single commercial textbook.

How this textbook was built

This book was generated from the live Summit course runtime for Digital Systems Elective I: the syllabus, lesson sequence, reading chapters, guided practice, homework sets, quizzes, mastery exam, and workload standard. The design goal is to give a student a usable, course-complete book while preserving original Summit wording and sequencing.

Advanced elective in computing, electronics, autonomy, robotics, embedded systems, or software engineering. Summit positions this course around advanced specialization in a selected digital-systems domain.

Computation chapters should treat code, numerical method, and interpretation as one integrated workflow.

This volume is structured as a teaching book rather than a bare note pack. Every chapter contains explanation, worked examples, guided practice, chapter homework, and a rear answer key so the student can study independently and still get disciplined feedback.

Course use guide

- Read one chapter at a time in sequence; each chapter is aligned to a live lesson block in the course workspace.
- Rebuild the worked examples before attempting the graded homework or quiz material.
- Keep a scratch notebook beside the text and write down assumptions, diagrams, and the points where you usually get stuck.
- Use the course tutor, guided practice, and homework only after you can explain the chapter in your own words.

Contents

Originality note	ii
How this textbook was built	iii
Course use guide	iv
Course map	vi
Prerequisite and readiness position	vii
Semester workload standard	viii
Reference basis	ix
1 Chapter 1 Foundations and governing ideas	1
2 Chapter 2 Core methods and notation discipline	7
3 Chapter 3 Extended methods and decision workflow	13
4 Chapter 4 Applications and system interpretation	19
5 Chapter 5 Integrated casework and professional communication	25
6 Chapter 6 Cumulative review and official assessment	31
7 Quiz review and official exam preparation	37
8 Course vocabulary index	39

9 Back-of-book answers and solution outlines

40

Course map

- 6 live lesson chapters
- 6 graded homework checkpoints
- 3 timed quizzes
- 1 cumulative mastery exam
- 5 declared course outcomes

Prerequisite and readiness position

This course is a gateway course in the current Summit sequence.

This course does not require a formal Summit prerequisite, but students are still expected to arrive ready for college-level workload, notation, and technical communication.

Semester workload standard

Summit runtime workload label: 6-9 hours each week.

Reference basis

Primary synthesis anchors from the bibliography for this course (50 listed references total):

1. Introduction to Engineering and Design
2. Engineering Your Future
3. Product Design and Development
4. Engineering Ethics
5. Engineering Economy
6. Shigley s Mechanical Engineering Design
7. Engineering Design Methods
8. Engineering Design

Chapter 1

Chapter 1 Foundations and governing ideas

Chapter purpose

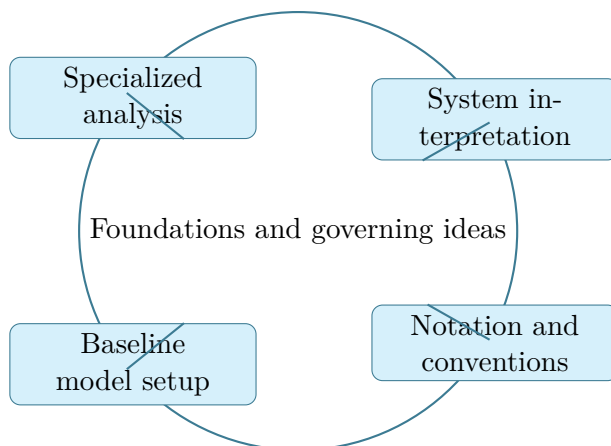
Digital Systems Elective I concentrates on specialized analysis and system interpretation in the context of advanced specialization in a selected digital-systems domain.

This chapter sits at the opening of Digital Systems Elective I. It develops Specialized analysis, System interpretation, Notation and conventions, and Baseline model setup so that the student can move from explanation to execution without losing the thread of the course.

The point of this chapter is not just to make a script run. Students should understand what the algorithm assumes, how errors enter, what outputs are trustworthy, and how computational choices support engineering decisions. The chapter therefore pairs implementation with explanation at every stage.

Core ideas

- Specialized analysis
- System interpretation
- Notation and conventions
- Baseline model setup



How to think through this chapter

A good method in this family begins with problem formulation, then moves to data structures or numerical steps, and ends with verification and interpretation. Students should expect to justify algorithm choice, check boundary cases, and explain what the output means in domain language.

When working this chapter, keep the following question active: @@TOKEN_0@@ A good student answer should connect setup, assumptions, and conclusion instead of only chasing a final number or sentence.

Digital Systems Elective I concentrates on specialized analysis and system interpretation in the context of advanced specialization in a selected digital-systems domain.

Why Foundations and governing ideas matters in Digital Systems Elective I

Foundations and governing ideas is not just another topic block. It is where students learn to organize their thinking so that specialized analysis becomes a deliberate tool instead of a memorized step list.

Summit treats this lesson as applied reasoning: students should be able to say what the model is doing, what assumptions it needs, and why the conclusion would hold up under review.

How strong students move through this material

The strongest approach is to begin with the governing idea, then connect it to the problem setup, and only then carry out the detailed work. In this lesson that usually means centering specialized analysis before letting algebra, computation, or design detail take over.

When system interpretation enters the picture, the student should already know what variables, constraints, or interpretations matter. That prevents the work from collapsing into disconnected

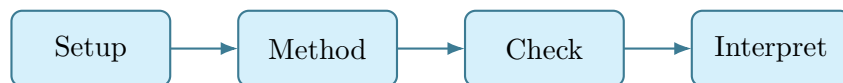
steps.

What to watch for when the work gets harder

Notation and conventions usually separate surface familiarity from real mastery. This is where students need to slow down, keep notation disciplined, and explain why the method choice still fits the problem.

A top-quality solution is not just correct. It is organized, explicit about assumptions, and clear enough that another engineer or instructor could audit the logic without guessing what was meant.

Worked example



@@TOKEN_0@@ Outline a complete digital systems elective i approach that uses specialized analysis to reason through system interpretation.

1. Start by identifying the governing principle behind specialized analysis and state the assumptions that make it valid in this setting.
2. Define the variables, coordinate choices, constraints, or design criteria that control system interpretation.
3. Carry the method through in a disciplined sequence, showing where specialized analysis shapes the setup and intermediate steps.
4. Close with an engineering interpretation that explains what the result means and why the conclusion is reasonable.

Read this example twice: once for the flow of ideas and once for the technical structure of the solution.

Worked-through guided example

@@TOKEN_0@@ Work a digital systems elective i problem built around specialized analysis. Explain the setup, the governing method, and the final conclusion you would defend.

1. State why specialized analysis is the controlling idea in this problem.
2. List the variables, assumptions, and governing relationships before trying to solve.
3. Carry the reasoning forward in a clean sequence and end with a technical interpretation.

A complete solution begins from specialized analysis, applies the correct course method, and closes with a written interpretation that explains why the result is reasonable.

Instructor commentary

Students should annotate this chapter for structure, not just facts. Mark where the argument changes direction, where the method requires a hidden assumption, and where the conclusion becomes more general than the worked example. If the chapter feels easy while you are reading it but difficult when you close the page, you have not yet converted recognition into mastery.

The most productive study pattern is read the concept, implement a small version, test it on a simple case, and then scale to a more realistic example with written reflection.

Practice while you read

Foundations and governing ideas guided practice

Digital Systems Elective I concentrates on specialized analysis and system interpretation in the context of advanced specialization in a selected digital-systems domain.

@@TOKEN_0@@ Work a digital systems elective i problem built around specialized analysis. Explain the setup, the governing method, and the final conclusion you would defend.

- Hint: Return to the key idea specialized analysis and identify what assumptions, variables, or constraints must be fixed before you work forward.
- Step 1: State why specialized analysis is the controlling idea in this problem.
- Step 2: List the variables, assumptions, and governing relationships before trying to solve.
- Step 3: Carry the reasoning forward in a clean sequence and end with a technical interpretation.
- Checkpoint: A strong checkpoint answer identifies specialized analysis, builds a disciplined setup, and defends a final conclusion.

@@TOKEN_0@@ Work a digital systems elective i problem built around system interpretation. Explain the setup, the governing method, and the final conclusion you would defend.

- Hint: Return to the key idea system interpretation and identify what assumptions, variables, or constraints must be fixed before you work forward.
- Step 1: State why system interpretation is the controlling idea in this problem.
- Step 2: List the variables, assumptions, and governing relationships before trying to solve.
- Step 3: Carry the reasoning forward in a clean sequence and end with a technical interpretation.
- Checkpoint: A strong checkpoint answer identifies system interpretation, builds a disciplined setup, and defends a final conclusion.

Chapter homework

@@TOKEN_0@@ Digital Systems Elective I concentrates on specialized analysis and system interpretation in the context of advanced specialization in a selected digital-systems domain.

1. Complete a full digital systems elective i problem centered on specialized analysis. State the setup, the governing method, and the engineering conclusion you would defend.
2. Complete a full digital systems elective i problem centered on system interpretation. State the setup, the governing method, and the engineering conclusion you would defend.
3. Complete a full digital systems elective i problem centered on notation and conventions. State the setup, the governing method, and the engineering conclusion you would defend.
4. Complete a full digital systems elective i problem centered on baseline model setup. State the setup, the governing method, and the engineering conclusion you would defend.

Answers for these homework problems appear in the back-of-book answer key.

Chapter summary and study notes

- Explain when specialized analysis is the right tool and when it is not.
- Carry a full solution or analysis from setup to conclusion without skipping assumptions.
- Use notation, units, and technical language clearly enough for formal grading.

Study tips

- Name the governing idea first: Specialized analysis.
- Write down assumptions and constraints before pushing through calculations or design choices.
- End every serious solution with a technical interpretation, not only a final number or label.

Common traps

- Jumping into symbol manipulation before the governing model is clear.
- Treating the procedure like a script instead of checking whether the assumptions still hold.
- Stopping at the answer line without explaining what the result means in context.

Family-level errors to watch for

- Treating code execution as proof that the method is correct.
- Skipping verification, units, or error checks.
- Reporting raw output without explaining what it means for the underlying problem.

Chapter 2

Chapter 2 Core methods and notation discipline

Chapter purpose

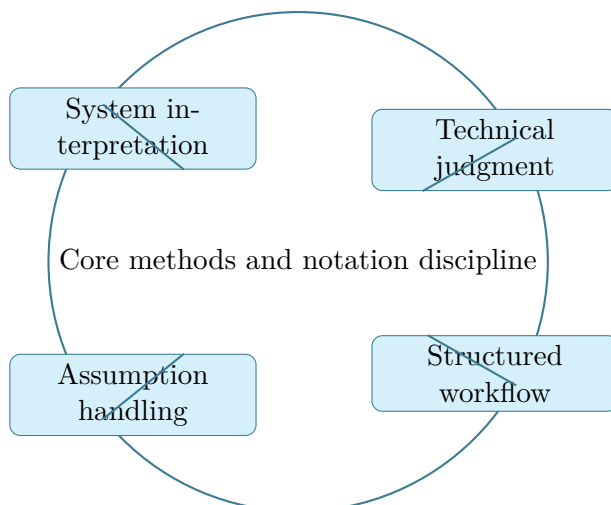
Digital Systems Elective I concentrates on system interpretation and technical judgment in the context of advanced specialization in a selected digital-systems domain.

This chapter sits in the middle of Digital Systems Elective I. It develops System interpretation, Technical judgment, Structured workflow, and Assumption handling so that the student can move from explanation to execution without losing the thread of the course.

The point of this chapter is not just to make a script run. Students should understand what the algorithm assumes, how errors enter, what outputs are trustworthy, and how computational choices support engineering decisions. The chapter therefore pairs implementation with explanation at every stage.

Core ideas

- System interpretation
- Technical judgment
- Structured workflow
- Assumption handling



How to think through this chapter

A good method in this family begins with problem formulation, then moves to data structures or numerical steps, and ends with verification and interpretation. Students should expect to justify algorithm choice, check boundary cases, and explain what the output means in domain language.

When working this chapter, keep the following question active: @@TOKEN_0@@ A good student answer should connect setup, assumptions, and conclusion instead of only chasing a final number or sentence.

Digital Systems Elective I concentrates on system interpretation and technical judgment in the context of advanced specialization in a selected digital-systems domain.

Why Core methods and notation discipline matters in Digital Systems Elective I

Core methods and notation discipline is not just another topic block. It is where students learn to organize their thinking so that system interpretation becomes a deliberate tool instead of a memorized step list.

Summit treats this lesson as applied reasoning: students should be able to say what the model is doing, what assumptions it needs, and why the conclusion would hold up under review.

How strong students move through this material

The strongest approach is to begin with the governing idea, then connect it to the problem setup, and only then carry out the detailed work. In this lesson that usually means centering system interpretation before letting algebra, computation, or design detail take over.

When technical judgment enters the picture, the student should already know what variables,

constraints, or interpretations matter. That prevents the work from collapsing into disconnected steps.

What to watch for when the work gets harder

Structured workflow usually separate surface familiarity from real mastery. This is where students need to slow down, keep notation disciplined, and explain why the method choice still fits the problem.

A top-quality solution is not just correct. It is organized, explicit about assumptions, and clear enough that another engineer or instructor could audit the logic without guessing what was meant.

Worked example



@@TOKEN_0@@ Outline a complete digital systems elective i approach that uses system interpretation to reason through technical judgment.

1. Start by identifying the governing principle behind system interpretation and state the assumptions that make it valid in this setting.
2. Define the variables, coordinate choices, constraints, or design criteria that control technical judgment.
3. Carry the method through in a disciplined sequence, showing where system interpretation shapes the setup and intermediate steps.
4. Close with an engineering interpretation that explains what the result means and why the conclusion is reasonable.

Read this example twice: once for the flow of ideas and once for the technical structure of the solution.

Worked-through guided example

@@TOKEN_0@@ Work a digital systems elective i problem built around system interpretation. Explain the setup, the governing method, and the final conclusion you would defend.

1. State why system interpretation is the controlling idea in this problem.
2. List the variables, assumptions, and governing relationships before trying to solve.

3. Carry the reasoning forward in a clean sequence and end with a technical interpretation.

A complete solution begins from system interpretation, applies the correct course method, and closes with a written interpretation that explains why the result is reasonable.

Instructor commentary

Students should annotate this chapter for structure, not just facts. Mark where the argument changes direction, where the method requires a hidden assumption, and where the conclusion becomes more general than the worked example. If the chapter feels easy while you are reading it but difficult when you close the page, you have not yet converted recognition into mastery.

The most productive study pattern is read the concept, implement a small version, test it on a simple case, and then scale to a more realistic example with written reflection.

Practice while you read

Core methods and notation discipline guided practice

Digital Systems Elective I concentrates on system interpretation and technical judgment in the context of advanced specialization in a selected digital-systems domain.

@@TOKEN_0@@ Work a digital systems elective i problem built around system interpretation. Explain the setup, the governing method, and the final conclusion you would defend.

- Hint: Return to the key idea system interpretation and identify what assumptions, variables, or constraints must be fixed before you work forward.
- Step 1: State why system interpretation is the controlling idea in this problem.
- Step 2: List the variables, assumptions, and governing relationships before trying to solve.
- Step 3: Carry the reasoning forward in a clean sequence and end with a technical interpretation.
- Checkpoint: A strong checkpoint answer identifies system interpretation, builds a disciplined setup, and defends a final conclusion.

@@TOKEN_0@@ Work a digital systems elective i problem built around technical judgment. Explain the setup, the governing method, and the final conclusion you would defend.

- Hint: Return to the key idea technical judgment and identify what assumptions, variables, or constraints must be fixed before you work forward.
- Step 1: State why technical judgment is the controlling idea in this problem.
- Step 2: List the variables, assumptions, and governing relationships before trying to solve.
- Step 3: Carry the reasoning forward in a clean sequence and end with a technical interpretation.

- Checkpoint: A strong checkpoint answer identifies technical judgment, builds a disciplined setup, and defends a final conclusion.

Chapter homework

@@TOKEN_0@@ Digital Systems Elective I concentrates on system interpretation and technical judgment in the context of advanced specialization in a selected digital-systems domain.

1. Complete a full digital systems elective i problem centered on system interpretation. State the setup, the governing method, and the engineering conclusion you would defend.
2. Complete a full digital systems elective i problem centered on technical judgment. State the setup, the governing method, and the engineering conclusion you would defend.
3. Complete a full digital systems elective i problem centered on structured workflow. State the setup, the governing method, and the engineering conclusion you would defend.
4. Complete a full digital systems elective i problem centered on assumption handling. State the setup, the governing method, and the engineering conclusion you would defend.

Answers for these homework problems appear in the back-of-book answer key.

Chapter summary and study notes

- Explain when system interpretation is the right tool and when it is not.
- Carry a full solution or analysis from setup to conclusion without skipping assumptions.
- Use notation, units, and technical language clearly enough for formal grading.

Study tips

- Name the governing idea first: System interpretation.
- Write down assumptions and constraints before pushing through calculations or design choices.
- End every serious solution with a technical interpretation, not only a final number or label.

Common traps

- Jumping into symbol manipulation before the governing model is clear.
- Treating the procedure like a script instead of checking whether the assumptions still hold.
- Stopping at the answer line without explaining what the result means in context.

Family-level errors to watch for

- Treating code execution as proof that the method is correct.
- Skipping verification, units, or error checks.
- Reporting raw output without explaining what it means for the underlying problem.

Chapter 3

Chapter 3 Extended methods and decision workflow

Chapter purpose

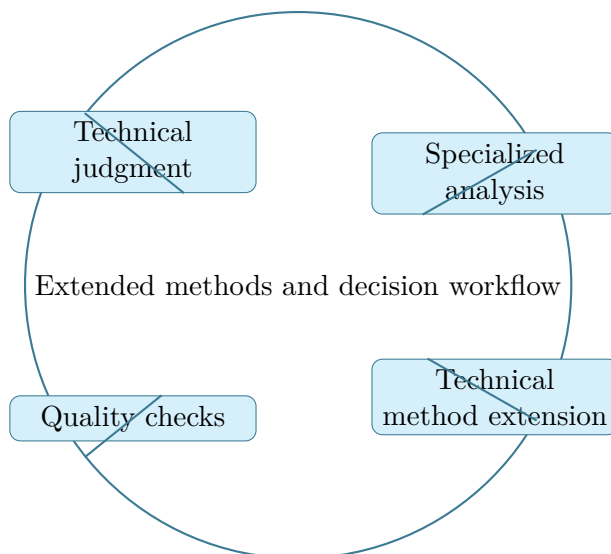
Digital Systems Elective I concentrates on technical judgment and specialized analysis in the context of advanced specialization in a selected digital-systems domain.

This chapter sits in the middle of Digital Systems Elective I. It develops Technical judgment, Specialized analysis, Technical method extension, and Quality checks so that the student can move from explanation to execution without losing the thread of the course.

The point of this chapter is not just to make a script run. Students should understand what the algorithm assumes, how errors enter, what outputs are trustworthy, and how computational choices support engineering decisions. The chapter therefore pairs implementation with explanation at every stage.

Core ideas

- Technical judgment
- Specialized analysis
- Technical method extension
- Quality checks



How to think through this chapter

A good method in this family begins with problem formulation, then moves to data structures or numerical steps, and ends with verification and interpretation. Students should expect to justify algorithm choice, check boundary cases, and explain what the output means in domain language.

When working this chapter, keep the following question active: @@TOKEN_0@@ A good student answer should connect setup, assumptions, and conclusion instead of only chasing a final number or sentence.

Digital Systems Elective I concentrates on technical judgment and specialized analysis in the context of advanced specialization in a selected digital-systems domain.

Why Extended methods and decision workflow matters in Digital Systems Elective I

Extended methods and decision workflow is not just another topic block. It is where students learn to organize their thinking so that technical judgment becomes a deliberate tool instead of a memorized step list.

Summit treats this lesson as applied reasoning: students should be able to say what the model is doing, what assumptions it needs, and why the conclusion would hold up under review.

How strong students move through this material

The strongest approach is to begin with the governing idea, then connect it to the problem setup, and only then carry out the detailed work. In this lesson that usually means centering technical judgment before letting algebra, computation, or design detail take over.

When specialized analysis enters the picture, the student should already know what variables, constraints, or interpretations matter. That prevents the work from collapsing into disconnected steps.

What to watch for when the work gets harder

Technical method extension usually separate surface familiarity from real mastery. This is where students need to slow down, keep notation disciplined, and explain why the method choice still fits the problem.

A top-quality solution is not just correct. It is organized, explicit about assumptions, and clear enough that another engineer or instructor could audit the logic without guessing what was meant.

Worked example



@@TOKEN_0@@ Outline a complete digital systems elective i approach that uses technical judgment to reason through specialized analysis.

1. Start by identifying the governing principle behind technical judgment and state the assumptions that make it valid in this setting.
2. Define the variables, coordinate choices, constraints, or design criteria that control specialized analysis.
3. Carry the method through in a disciplined sequence, showing where technical judgment shapes the setup and intermediate steps.
4. Close with an engineering interpretation that explains what the result means and why the conclusion is reasonable.

Read this example twice: once for the flow of ideas and once for the technical structure of the solution.

Worked-through guided example

@@TOKEN_0@@ Work a digital systems elective i problem built around technical judgment. Explain the setup, the governing method, and the final conclusion you would defend.

1. State why technical judgment is the controlling idea in this problem.
2. List the variables, assumptions, and governing relationships before trying to solve.

3. Carry the reasoning forward in a clean sequence and end with a technical interpretation.

A complete solution begins from technical judgment, applies the correct course method, and closes with a written interpretation that explains why the result is reasonable.

Instructor commentary

Students should annotate this chapter for structure, not just facts. Mark where the argument changes direction, where the method requires a hidden assumption, and where the conclusion becomes more general than the worked example. If the chapter feels easy while you are reading it but difficult when you close the page, you have not yet converted recognition into mastery.

The most productive study pattern is read the concept, implement a small version, test it on a simple case, and then scale to a more realistic example with written reflection.

Practice while you read

Extended methods and decision workflow guided practice

Digital Systems Elective I concentrates on technical judgment and specialized analysis in the context of advanced specialization in a selected digital-systems domain.

@@TOKEN_0@@ Work a digital systems elective i problem built around technical judgment. Explain the setup, the governing method, and the final conclusion you would defend.

- Hint: Return to the key idea technical judgment and identify what assumptions, variables, or constraints must be fixed before you work forward.
- Step 1: State why technical judgment is the controlling idea in this problem.
- Step 2: List the variables, assumptions, and governing relationships before trying to solve.
- Step 3: Carry the reasoning forward in a clean sequence and end with a technical interpretation.
- Checkpoint: A strong checkpoint answer identifies technical judgment, builds a disciplined setup, and defends a final conclusion.

@@TOKEN_0@@ Work a digital systems elective i problem built around specialized analysis. Explain the setup, the governing method, and the final conclusion you would defend.

- Hint: Return to the key idea specialized analysis and identify what assumptions, variables, or constraints must be fixed before you work forward.
- Step 1: State why specialized analysis is the controlling idea in this problem.
- Step 2: List the variables, assumptions, and governing relationships before trying to solve.
- Step 3: Carry the reasoning forward in a clean sequence and end with a technical interpretation.

- Checkpoint: A strong checkpoint answer identifies specialized analysis, builds a disciplined setup, and defends a final conclusion.

Chapter homework

@@TOKEN_0@@ Digital Systems Elective I concentrates on technical judgment and specialized analysis in the context of advanced specialization in a selected digital-systems domain.

1. Complete a full digital systems elective i problem centered on technical judgment. State the setup, the governing method, and the engineering conclusion you would defend.
2. Complete a full digital systems elective i problem centered on specialized analysis. State the setup, the governing method, and the engineering conclusion you would defend.
3. Complete a full digital systems elective i problem centered on technical method extension. State the setup, the governing method, and the engineering conclusion you would defend.
4. Complete a full digital systems elective i problem centered on quality checks. State the setup, the governing method, and the engineering conclusion you would defend.

Answers for these homework problems appear in the back-of-book answer key.

Chapter summary and study notes

- Explain when technical judgment is the right tool and when it is not.
- Carry a full solution or analysis from setup to conclusion without skipping assumptions.
- Use notation, units, and technical language clearly enough for formal grading.

Study tips

- Name the governing idea first: Technical judgment.
- Write down assumptions and constraints before pushing through calculations or design choices.
- End every serious solution with a technical interpretation, not only a final number or label.

Common traps

- Jumping into symbol manipulation before the governing model is clear.
- Treating the procedure like a script instead of checking whether the assumptions still hold.
- Stopping at the answer line without explaining what the result means in context.

Family-level errors to watch for

- Treating code execution as proof that the method is correct.
- Skipping verification, units, or error checks.
- Reporting raw output without explaining what it means for the underlying problem.

Chapter 4

Chapter 4 Applications and system interpretation

Chapter purpose

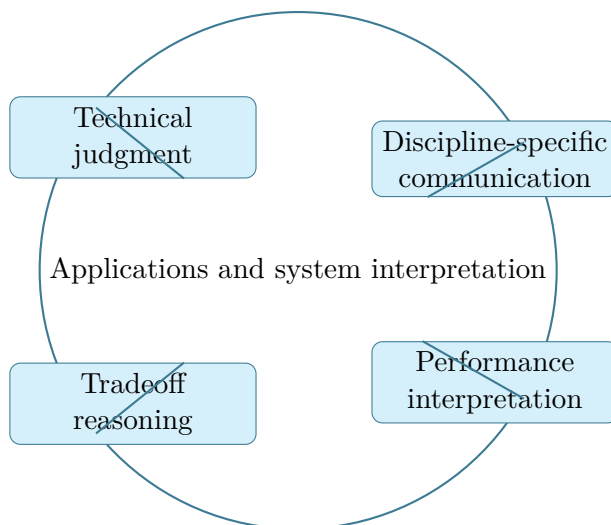
Digital Systems Elective I concentrates on technical judgment and discipline-specific communication in the context of advanced specialization in a selected digital-systems domain.

This chapter sits in the middle of Digital Systems Elective I. It develops Technical judgment, Discipline-specific communication, Performance interpretation, and Tradeoff reasoning so that the student can move from explanation to execution without losing the thread of the course.

The point of this chapter is not just to make a script run. Students should understand what the algorithm assumes, how errors enter, what outputs are trustworthy, and how computational choices support engineering decisions. The chapter therefore pairs implementation with explanation at every stage.

Core ideas

- Technical judgment
- Discipline-specific communication
- Performance interpretation
- Tradeoff reasoning



How to think through this chapter

A good method in this family begins with problem formulation, then moves to data structures or numerical steps, and ends with verification and interpretation. Students should expect to justify algorithm choice, check boundary cases, and explain what the output means in domain language.

When working this chapter, keep the following question active: @@TOKEN_0@@ A good student answer should connect setup, assumptions, and conclusion instead of only chasing a final number or sentence.

Digital Systems Elective I concentrates on technical judgment and discipline-specific communication in the context of advanced specialization in a selected digital-systems domain.

Why Applications and system interpretation matters in Digital Systems Elective I

Applications and system interpretation is not just another topic block. It is where students learn to organize their thinking so that technical judgment becomes a deliberate tool instead of a memorized step list.

Summit treats this lesson as applied reasoning: students should be able to say what the model is doing, what assumptions it needs, and why the conclusion would hold up under review.

How strong students move through this material

The strongest approach is to begin with the governing idea, then connect it to the problem setup, and only then carry out the detailed work. In this lesson that usually means centering technical judgment before letting algebra, computation, or design detail take over.

When discipline-specific communication enters the picture, the student should already know what variables, constraints, or interpretations matter. That prevents the work from collapsing into disconnected steps.

What to watch for when the work gets harder

Performance interpretation usually separate surface familiarity from real mastery. This is where students need to slow down, keep notation disciplined, and explain why the method choice still fits the problem.

A top-quality solution is not just correct. It is organized, explicit about assumptions, and clear enough that another engineer or instructor could audit the logic without guessing what was meant.

Worked example



@@TOKEN_0@@ Outline a complete digital systems elective i approach that uses technical judgment to reason through discipline-specific communication.

1. Start by identifying the governing principle behind technical judgment and state the assumptions that make it valid in this setting.
2. Define the variables, coordinate choices, constraints, or design criteria that control discipline-specific communication.
3. Carry the method through in a disciplined sequence, showing where technical judgment shapes the setup and intermediate steps.
4. Close with an engineering interpretation that explains what the result means and why the conclusion is reasonable.

Read this example twice: once for the flow of ideas and once for the technical structure of the solution.

Worked-through guided example

@@TOKEN_0@@ Work a digital systems elective i problem built around technical judgment. Explain the setup, the governing method, and the final conclusion you would defend.

1. State why technical judgment is the controlling idea in this problem.
2. List the variables, assumptions, and governing relationships before trying to solve.

3. Carry the reasoning forward in a clean sequence and end with a technical interpretation.

A complete solution begins from technical judgment, applies the correct course method, and closes with a written interpretation that explains why the result is reasonable.

Instructor commentary

Students should annotate this chapter for structure, not just facts. Mark where the argument changes direction, where the method requires a hidden assumption, and where the conclusion becomes more general than the worked example. If the chapter feels easy while you are reading it but difficult when you close the page, you have not yet converted recognition into mastery.

The most productive study pattern is read the concept, implement a small version, test it on a simple case, and then scale to a more realistic example with written reflection.

Practice while you read

Applications and system interpretation guided practice

Digital Systems Elective I concentrates on technical judgment and discipline-specific communication in the context of advanced specialization in a selected digital-systems domain.

@@TOKEN_0@@ Work a digital systems elective i problem built around technical judgment. Explain the setup, the governing method, and the final conclusion you would defend.

- Hint: Return to the key idea technical judgment and identify what assumptions, variables, or constraints must be fixed before you work forward.
- Step 1: State why technical judgment is the controlling idea in this problem.
- Step 2: List the variables, assumptions, and governing relationships before trying to solve.
- Step 3: Carry the reasoning forward in a clean sequence and end with a technical interpretation.
- Checkpoint: A strong checkpoint answer identifies technical judgment, builds a disciplined setup, and defends a final conclusion.

@@TOKEN_0@@ Work a digital systems elective i problem built around discipline-specific communication. Explain the setup, the governing method, and the final conclusion you would defend.

- Hint: Return to the key idea discipline-specific communication and identify what assumptions, variables, or constraints must be fixed before you work forward.
- Step 1: State why discipline-specific communication is the controlling idea in this problem.
- Step 2: List the variables, assumptions, and governing relationships before trying to solve.
- Step 3: Carry the reasoning forward in a clean sequence and end with a technical interpretation.

- Checkpoint: A strong checkpoint answer identifies discipline-specific communication, builds a disciplined setup, and defends a final conclusion.

Chapter homework

@@TOKEN_0@@ Digital Systems Elective I concentrates on technical judgment and discipline-specific communication in the context of advanced specialization in a selected digital-systems domain.

1. Complete a full digital systems elective i problem centered on technical judgment. State the setup, the governing method, and the engineering conclusion you would defend.
2. Complete a full digital systems elective i problem centered on discipline-specific communication. State the setup, the governing method, and the engineering conclusion you would defend.
3. Complete a full digital systems elective i problem centered on performance interpretation. State the setup, the governing method, and the engineering conclusion you would defend.
4. Complete a full digital systems elective i problem centered on tradeoff reasoning. State the setup, the governing method, and the engineering conclusion you would defend.

Answers for these homework problems appear in the back-of-book answer key.

Chapter summary and study notes

- Explain when technical judgment is the right tool and when it is not.
- Carry a full solution or analysis from setup to conclusion without skipping assumptions.
- Use notation, units, and technical language clearly enough for formal grading.

Study tips

- Name the governing idea first: Technical judgment.
- Write down assumptions and constraints before pushing through calculations or design choices.
- End every serious solution with a technical interpretation, not only a final number or label.

Common traps

- Jumping into symbol manipulation before the governing model is clear.
- Treating the procedure like a script instead of checking whether the assumptions still hold.
- Stopping at the answer line without explaining what the result means in context.

Family-level errors to watch for

- Treating code execution as proof that the method is correct.
- Skipping verification, units, or error checks.
- Reporting raw output without explaining what it means for the underlying problem.

Chapter 5

Chapter 5 Integrated casework and professional communication

Chapter purpose

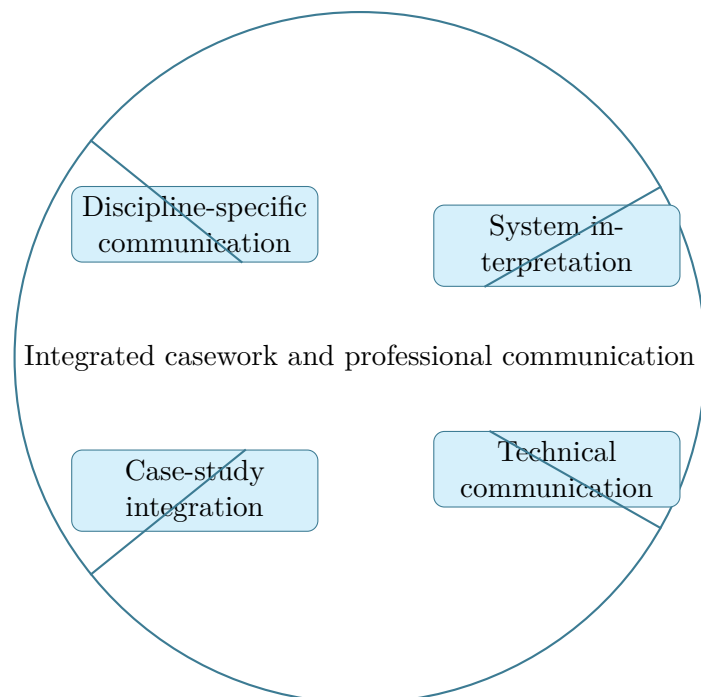
Digital Systems Elective I concentrates on discipline-specific communication and system interpretation in the context of advanced specialization in a selected digital-systems domain.

This chapter sits in the middle of Digital Systems Elective I. It develops Discipline-specific communication, System interpretation, Technical communication, and Case-study integration so that the student can move from explanation to execution without losing the thread of the course.

The point of this chapter is not just to make a script run. Students should understand what the algorithm assumes, how errors enter, what outputs are trustworthy, and how computational choices support engineering decisions. The chapter therefore pairs implementation with explanation at every stage.

Core ideas

- Discipline-specific communication
- System interpretation
- Technical communication
- Case-study integration



How to think through this chapter

A good method in this family begins with problem formulation, then moves to data structures or numerical steps, and ends with verification and interpretation. Students should expect to justify algorithm choice, check boundary cases, and explain what the output means in domain language.

When working this chapter, keep the following question active: @@TOKEN_0@@ A good student answer should connect setup, assumptions, and conclusion instead of only chasing a final number or sentence.

Digital Systems Elective I concentrates on discipline-specific communication and system interpretation in the context of advanced specialization in a selected digital-systems domain.

Why Integrated casework and professional communication matters in Digital Systems Elective I

Integrated casework and professional communication is not just another topic block. It is where students learn to organize their thinking so that discipline-specific communication becomes a deliberate tool instead of a memorized step list.

Summit treats this lesson as applied reasoning: students should be able to say what the model is doing, what assumptions it needs, and why the conclusion would hold up under review.

How strong students move through this material

The strongest approach is to begin with the governing idea, then connect it to the problem setup, and only then carry out the detailed work. In this lesson that usually means centering discipline-specific communication before letting algebra, computation, or design detail take over.

When system interpretation enters the picture, the student should already know what variables, constraints, or interpretations matter. That prevents the work from collapsing into disconnected steps.

What to watch for when the work gets harder

Technical communication usually separate surface familiarity from real mastery. This is where students need to slow down, keep notation disciplined, and explain why the method choice still fits the problem.

A top-quality solution is not just correct. It is organized, explicit about assumptions, and clear enough that another engineer or instructor could audit the logic without guessing what was meant.

Worked example



@@TOKEN_0@@ Outline a complete digital systems elective i approach that uses discipline-specific communication to reason through system interpretation.

1. Start by identifying the governing principle behind discipline-specific communication and state the assumptions that make it valid in this setting.
2. Define the variables, coordinate choices, constraints, or design criteria that control system interpretation.
3. Carry the method through in a disciplined sequence, showing where discipline-specific communication shapes the setup and intermediate steps.
4. Close with an engineering interpretation that explains what the result means and why the conclusion is reasonable.

Read this example twice: once for the flow of ideas and once for the technical structure of the solution.

Worked-through guided example

@@TOKEN_0@@ Work a digital systems elective i problem built around discipline-specific communication. Explain the setup, the governing method, and the final conclusion you would defend.

1. State why discipline-specific communication is the controlling idea in this problem.
2. List the variables, assumptions, and governing relationships before trying to solve.
3. Carry the reasoning forward in a clean sequence and end with a technical interpretation.

A complete solution begins from discipline-specific communication, applies the correct course method, and closes with a written interpretation that explains why the result is reasonable.

Instructor commentary

Students should annotate this chapter for structure, not just facts. Mark where the argument changes direction, where the method requires a hidden assumption, and where the conclusion becomes more general than the worked example. If the chapter feels easy while you are reading it but difficult when you close the page, you have not yet converted recognition into mastery.

The most productive study pattern is read the concept, implement a small version, test it on a simple case, and then scale to a more realistic example with written reflection.

Practice while you read

Integrated casework and professional communication guided practice

Digital Systems Elective I concentrates on discipline-specific communication and system interpretation in the context of advanced specialization in a selected digital-systems domain.

@@TOKEN_0@@ Work a digital systems elective i problem built around discipline-specific communication. Explain the setup, the governing method, and the final conclusion you would defend.

- Hint: Return to the key idea discipline-specific communication and identify what assumptions, variables, or constraints must be fixed before you work forward.
- Step 1: State why discipline-specific communication is the controlling idea in this problem.
- Step 2: List the variables, assumptions, and governing relationships before trying to solve.
- Step 3: Carry the reasoning forward in a clean sequence and end with a technical interpretation.
- Checkpoint: A strong checkpoint answer identifies discipline-specific communication, builds a disciplined setup, and defends a final conclusion.

@@TOKEN_0@@ Work a digital systems elective i problem built around system interpretation. Explain the setup, the governing method, and the final conclusion you would defend.

- Hint: Return to the key idea system interpretation and identify what assumptions, variables, or constraints must be fixed before you work forward.
- Step 1: State why system interpretation is the controlling idea in this problem.
- Step 2: List the variables, assumptions, and governing relationships before trying to solve.
- Step 3: Carry the reasoning forward in a clean sequence and end with a technical interpretation.
- Checkpoint: A strong checkpoint answer identifies system interpretation, builds a disciplined setup, and defends a final conclusion.

Chapter homework

@@TOKEN_0@@ Digital Systems Elective I concentrates on discipline-specific communication and system interpretation in the context of advanced specialization in a selected digital-systems domain.

1. Complete a full digital systems elective i problem centered on discipline-specific communication. State the setup, the governing method, and the engineering conclusion you would defend.
2. Complete a full digital systems elective i problem centered on system interpretation. State the setup, the governing method, and the engineering conclusion you would defend.
3. Complete a full digital systems elective i problem centered on technical communication. State the setup, the governing method, and the engineering conclusion you would defend.
4. Complete a full digital systems elective i problem centered on case-study integration. State the setup, the governing method, and the engineering conclusion you would defend.

Answers for these homework problems appear in the back-of-book answer key.

Chapter summary and study notes

- Explain when discipline-specific communication is the right tool and when it is not.
- Carry a full solution or analysis from setup to conclusion without skipping assumptions.
- Use notation, units, and technical language clearly enough for formal grading.

Study tips

- Name the governing idea first: Discipline-specific communication.
- Write down assumptions and constraints before pushing through calculations or design choices.
- End every serious solution with a technical interpretation, not only a final number or label.

Common traps

- Jumping into symbol manipulation before the governing model is clear.
- Treating the procedure like a script instead of checking whether the assumptions still hold.
- Stopping at the answer line without explaining what the result means in context.

Family-level errors to watch for

- Treating code execution as proof that the method is correct.
- Skipping verification, units, or error checks.
- Reporting raw output without explaining what it means for the underlying problem.

Chapter 6

Chapter 6 Cumulative review and official assessment

Chapter purpose

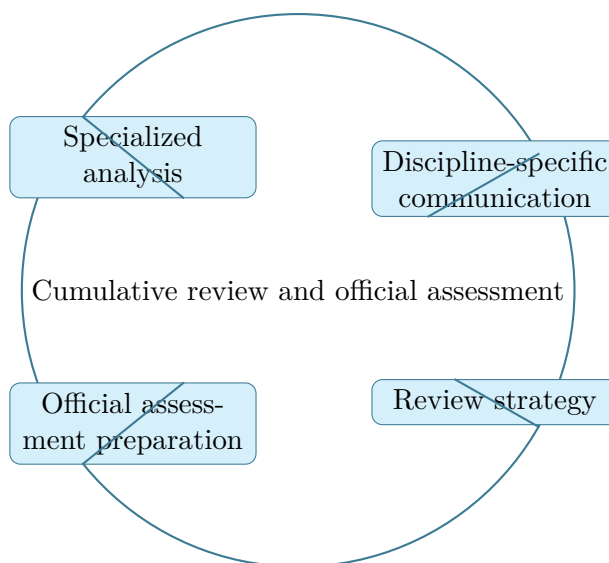
Digital Systems Elective I concentrates on specialized analysis and discipline-specific communication in the context of advanced specialization in a selected digital-systems domain.

This chapter sits at the end of Digital Systems Elective I. It develops Specialized analysis, Discipline-specific communication, Review strategy, and Official assessment preparation so that the student can move from explanation to execution without losing the thread of the course.

The point of this chapter is not just to make a script run. Students should understand what the algorithm assumes, how errors enter, what outputs are trustworthy, and how computational choices support engineering decisions. The chapter therefore pairs implementation with explanation at every stage.

Core ideas

- Specialized analysis
- Discipline-specific communication
- Review strategy
- Official assessment preparation



How to think through this chapter

A good method in this family begins with problem formulation, then moves to data structures or numerical steps, and ends with verification and interpretation. Students should expect to justify algorithm choice, check boundary cases, and explain what the output means in domain language.

When working this chapter, keep the following question active: @@TOKEN_0@@ A good student answer should connect setup, assumptions, and conclusion instead of only chasing a final number or sentence.

Digital Systems Elective I concentrates on specialized analysis and discipline-specific communication in the context of advanced specialization in a selected digital-systems domain.

Why Cumulative review and official assessment matters in Digital Systems Elective I

Cumulative review and official assessment is not just another topic block. It is where students learn to organize their thinking so that specialized analysis becomes a deliberate tool instead of a memorized step list.

Summit treats this lesson as applied reasoning: students should be able to say what the model is doing, what assumptions it needs, and why the conclusion would hold up under review.

How strong students move through this material

The strongest approach is to begin with the governing idea, then connect it to the problem setup, and only then carry out the detailed work. In this lesson that usually means centering specialized analysis before letting algebra, computation, or design detail take over.

When discipline-specific communication enters the picture, the student should already know what variables, constraints, or interpretations matter. That prevents the work from collapsing into disconnected steps.

What to watch for when the work gets harder

Review strategy usually separate surface familiarity from real mastery. This is where students need to slow down, keep notation disciplined, and explain why the method choice still fits the problem.

A top-quality solution is not just correct. It is organized, explicit about assumptions, and clear enough that another engineer or instructor could audit the logic without guessing what was meant.

Worked example



@@TOKEN_0@@ Outline a complete digital systems elective i approach that uses specialized analysis to reason through discipline-specific communication.

1. Start by identifying the governing principle behind specialized analysis and state the assumptions that make it valid in this setting.
2. Define the variables, coordinate choices, constraints, or design criteria that control discipline-specific communication.
3. Carry the method through in a disciplined sequence, showing where specialized analysis shapes the setup and intermediate steps.
4. Close with an engineering interpretation that explains what the result means and why the conclusion is reasonable.

Read this example twice: once for the flow of ideas and once for the technical structure of the solution.

Worked-through guided example

@@TOKEN_0@@ Work a digital systems elective i problem built around specialized analysis. Explain the setup, the governing method, and the final conclusion you would defend.

1. State why specialized analysis is the controlling idea in this problem.
2. List the variables, assumptions, and governing relationships before trying to solve.

3. Carry the reasoning forward in a clean sequence and end with a technical interpretation.

A complete solution begins from specialized analysis, applies the correct course method, and closes with a written interpretation that explains why the result is reasonable.

Instructor commentary

Students should annotate this chapter for structure, not just facts. Mark where the argument changes direction, where the method requires a hidden assumption, and where the conclusion becomes more general than the worked example. If the chapter feels easy while you are reading it but difficult when you close the page, you have not yet converted recognition into mastery.

The most productive study pattern is read the concept, implement a small version, test it on a simple case, and then scale to a more realistic example with written reflection.

Practice while you read

Cumulative review and official assessment guided practice

Digital Systems Elective I concentrates on specialized analysis and discipline-specific communication in the context of advanced specialization in a selected digital-systems domain.

@@TOKEN_0@@ Work a digital systems elective i problem built around specialized analysis. Explain the setup, the governing method, and the final conclusion you would defend.

- Hint: Return to the key idea specialized analysis and identify what assumptions, variables, or constraints must be fixed before you work forward.
- Step 1: State why specialized analysis is the controlling idea in this problem.
- Step 2: List the variables, assumptions, and governing relationships before trying to solve.
- Step 3: Carry the reasoning forward in a clean sequence and end with a technical interpretation.
- Checkpoint: A strong checkpoint answer identifies specialized analysis, builds a disciplined setup, and defends a final conclusion.

@@TOKEN_0@@ Work a digital systems elective i problem built around discipline-specific communication. Explain the setup, the governing method, and the final conclusion you would defend.

- Hint: Return to the key idea discipline-specific communication and identify what assumptions, variables, or constraints must be fixed before you work forward.
- Step 1: State why discipline-specific communication is the controlling idea in this problem.
- Step 2: List the variables, assumptions, and governing relationships before trying to solve.
- Step 3: Carry the reasoning forward in a clean sequence and end with a technical interpretation.

- Checkpoint: A strong checkpoint answer identifies discipline-specific communication, builds a disciplined setup, and defends a final conclusion.

Chapter homework

@@TOKEN_0@@ Digital Systems Elective I concentrates on specialized analysis and discipline-specific communication in the context of advanced specialization in a selected digital-systems domain.

1. Complete a full digital systems elective i problem centered on specialized analysis. State the setup, the governing method, and the engineering conclusion you would defend.
2. Complete a full digital systems elective i problem centered on discipline-specific communication. State the setup, the governing method, and the engineering conclusion you would defend.
3. Complete a full digital systems elective i problem centered on review strategy. State the setup, the governing method, and the engineering conclusion you would defend.
4. Complete a full digital systems elective i problem centered on official assessment preparation. State the setup, the governing method, and the engineering conclusion you would defend.

Answers for these homework problems appear in the back-of-book answer key.

Chapter summary and study notes

- Explain when specialized analysis is the right tool and when it is not.
- Carry a full solution or analysis from setup to conclusion without skipping assumptions.
- Use notation, units, and technical language clearly enough for formal grading.

Study tips

- Name the governing idea first: Specialized analysis.
- Write down assumptions and constraints before pushing through calculations or design choices.
- End every serious solution with a technical interpretation, not only a final number or label.

Common traps

- Jumping into symbol manipulation before the governing model is clear.
- Treating the procedure like a script instead of checking whether the assumptions still hold.
- Stopping at the answer line without explaining what the result means in context.

Family-level errors to watch for

- Treating code execution as proof that the method is correct.
- Skipping verification, units, or error checks.
- Reporting raw output without explaining what it means for the underlying problem.

Chapter 7

Quiz review and official exam preparation

Homework structure

- Homework Set 1: Foundations and governing ideas: 4 graded problems attached to chapter 1.
- Homework Set 2: Core methods and notation discipline: 4 graded problems attached to chapter 2.
- Homework Set 3: Extended methods and decision workflow: 4 graded problems attached to chapter 3.
- Homework Set 4: Applications and system interpretation: 4 graded problems attached to chapter 4.
- Homework Set 5: Integrated casework and professional communication: 4 graded problems attached to chapter 5.
- Homework Set 6: Cumulative review and official assessment: 4 graded problems attached to chapter 6.

Quiz structure

- Quiz 1: Foundations and governing ideas and Core methods and notation discipline: 4 questions, timed, and single-attempt in the live course. Quiz 1 should be taken only after you can solve the chapter homework without outside prompts.
- Quiz 2: Extended methods and decision workflow and Applications and system interpretation: 4 questions, timed, and single-attempt in the live course. Quiz 2 should be taken only after you can solve the chapter homework without outside prompts.
- Quiz 3: Integrated casework and professional communication and Cumulative review and official assessment: 4 questions, timed, and single-attempt in the live course. Quiz 3 should be taken only after you can solve the chapter homework without outside prompts.

Official mastery exam

- Digital Systems Elective I cumulative mastery exam: 7 major questions, High rigor, first official attempt locks the course grade.

Digital Systems Elective I cumulative mastery exam preparation checklist

- Review every lesson in Digital Systems Elective I and be able to explain why each method is used, not only how it is executed.
- Practice complete written solutions, because Summit grades setup quality, assumptions, and interpretation directly.
- Use the guided practice and quizzes until you can explain the method flow without outside prompts.
- Expect the official exam to combine method choice, disciplined setup, and a defended conclusion in the same answer.

How to use this book before assessment

- Read the relevant chapter and rebuild both worked examples without looking.
- Solve the guided practice in the chapter before attempting the graded homework.
- Check your chapter-homework answers only after you complete a full written attempt.
- Review the quiz answer key after each chapter block and classify your errors by concept, setup, algebra, or interpretation.
- Before the official exam, revisit the chapter purposes, homework corrections, and answer-key notes rather than rereading formulas only.

Chapter 8

Course vocabulary index

- @@TOKEN_0@@: treat this as a working term in the course. You should be able to define it, recognize where it appears, and use it correctly in a solution or explanation.
- @@TOKEN_0@@: treat this as a working term in the course. You should be able to define it, recognize where it appears, and use it correctly in a solution or explanation.
- @@TOKEN_0@@: treat this as a working term in the course. You should be able to define it, recognize where it appears, and use it correctly in a solution or explanation.
- @@TOKEN_0@@: treat this as a working term in the course. You should be able to define it, recognize where it appears, and use it correctly in a solution or explanation.
- @@TOKEN_0@@: treat this as a working term in the course. You should be able to define it, recognize where it appears, and use it correctly in a solution or explanation.
- @@TOKEN_0@@: treat this as a working term in the course. You should be able to define it, recognize where it appears, and use it correctly in a solution or explanation.
- @@TOKEN_0@@: treat this as a working term in the course. You should be able to define it, recognize where it appears, and use it correctly in a solution or explanation.
- @@TOKEN_0@@: treat this as a working term in the course. You should be able to define it, recognize where it appears, and use it correctly in a solution or explanation.
- @@TOKEN_0@@: treat this as a working term in the course. You should be able to define it, recognize where it appears, and use it correctly in a solution or explanation.
- @@TOKEN_0@@: treat this as a working term in the course. You should be able to define it, recognize where it appears, and use it correctly in a solution or explanation.
- @@TOKEN_0@@: treat this as a working term in the course. You should be able to define it, recognize where it appears, and use it correctly in a solution or explanation.
- @@TOKEN_0@@: treat this as a working term in the course. You should be able to define it, recognize where it appears, and use it correctly in a solution or explanation.
- @@TOKEN_0@@: treat this as a working term in the course. You should be able to define it, recognize where it appears, and use it correctly in a solution or explanation.
- @@TOKEN_0@@: treat this as a working term in the course. You should be able to define it, recognize where it appears, and use it correctly in a solution or explanation.

Chapter 9

Back-of-book answers and solution outlines

Guided practice answer key

Chapter 1: Foundations and governing ideas

@@TOKEN_0@@

1. Work a digital systems elective i problem built around specialized analysis. Explain the setup, the governing method, and the final conclusion you would defend.

- Checkpoint answer: A strong checkpoint answer identifies specialized analysis, builds a disciplined setup, and defends a final conclusion. - Solution note: A complete solution begins from specialized analysis, applies the correct course method, and closes with a written interpretation that explains why the result is reasonable.

1. Work a digital systems elective i problem built around system interpretation. Explain the setup, the governing method, and the final conclusion you would defend.

- Checkpoint answer: A strong checkpoint answer identifies system interpretation, builds a disciplined setup, and defends a final conclusion. - Solution note: A complete solution begins from system interpretation, applies the correct course method, and closes with a written interpretation that explains why the result is reasonable.

1. Work a digital systems elective i problem built around notation and conventions. Explain the setup, the governing method, and the final conclusion you would defend.

- Checkpoint answer: A strong checkpoint answer identifies notation and conventions, builds a disciplined setup, and defends a final conclusion. - Solution note: A complete solution begins from notation and conventions, applies the correct course method, and closes with a written interpretation that explains why the result is reasonable.

Chapter 2: Core methods and notation discipline

@@TOKEN_0@@

1. Work a digital systems elective i problem built around system interpretation. Explain the setup, the governing method, and the final conclusion you would defend.

- Checkpoint answer: A strong checkpoint answer identifies system interpretation, builds a disciplined setup, and defends a final conclusion. - Solution note: A complete solution begins from system interpretation, applies the correct course method, and closes with a written interpretation that explains why the result is reasonable.

1. Work a digital systems elective i problem built around technical judgment. Explain the setup, the governing method, and the final conclusion you would defend.

- Checkpoint answer: A strong checkpoint answer identifies technical judgment, builds a disciplined setup, and defends a final conclusion. - Solution note: A complete solution begins from technical judgment, applies the correct course method, and closes with a written interpretation that explains why the result is reasonable.

1. Work a digital systems elective i problem built around structured workflow. Explain the setup, the governing method, and the final conclusion you would defend.

- Checkpoint answer: A strong checkpoint answer identifies structured workflow, builds a disciplined setup, and defends a final conclusion. - Solution note: A complete solution begins from structured workflow, applies the correct course method, and closes with a written interpretation that explains why the result is reasonable.

Chapter 3: Extended methods and decision workflow

@@TOKEN_0@@

1. Work a digital systems elective i problem built around technical judgment. Explain the setup, the governing method, and the final conclusion you would defend.

- Checkpoint answer: A strong checkpoint answer identifies technical judgment, builds a disciplined setup, and defends a final conclusion. - Solution note: A complete solution begins from technical judgment, applies the correct course method, and closes with a written interpretation that explains why the result is reasonable.

1. Work a digital systems elective i problem built around specialized analysis. Explain the setup, the governing method, and the final conclusion you would defend.

- Checkpoint answer: A strong checkpoint answer identifies specialized analysis, builds a disciplined setup, and defends a final conclusion. - Solution note: A complete solution begins from specialized analysis, applies the correct course method, and closes with a written interpretation that explains why the result is reasonable.

1. Work a digital systems elective i problem built around technical method extension. Explain the setup, the governing method, and the final conclusion you would defend.

- Checkpoint answer: A strong checkpoint answer identifies technical method extension, builds a disciplined setup, and defends a final conclusion. - Solution note: A complete solution begins from technical method extension, applies the correct course method, and closes with a written interpretation that explains why the result is reasonable.

Chapter 4: Applications and system interpretation

@@TOKEN_0@@

1. Work a digital systems elective i problem built around technical judgment. Explain the setup, the governing method, and the final conclusion you would defend.

- Checkpoint answer: A strong checkpoint answer identifies technical judgment, builds a disciplined setup, and defends a final conclusion. - Solution note: A complete solution begins from technical judgment, applies the correct course method, and closes with a written interpretation that explains why the result is reasonable.

1. Work a digital systems elective i problem built around discipline-specific communication. Explain the setup, the governing method, and the final conclusion you would defend.

- Checkpoint answer: A strong checkpoint answer identifies discipline-specific communication, builds a disciplined setup, and defends a final conclusion. - Solution note: A complete solution begins from discipline-specific communication, applies the correct course method, and closes with a written interpretation that explains why the result is reasonable.

1. Work a digital systems elective i problem built around performance interpretation. Explain the setup, the governing method, and the final conclusion you would defend.

- Checkpoint answer: A strong checkpoint answer identifies performance interpretation, builds a disciplined setup, and defends a final conclusion. - Solution note: A complete solution begins from performance interpretation, applies the correct course method, and closes with a written interpretation that explains why the result is reasonable.

Chapter 5: Integrated casework and professional communication

@@TOKEN_0@@

1. Work a digital systems elective i problem built around discipline-specific communication. Explain the setup, the governing method, and the final conclusion you would defend.

- Checkpoint answer: A strong checkpoint answer identifies discipline-specific communication, builds a disciplined setup, and defends a final conclusion. - Solution note: A complete solution begins from discipline-specific communication, applies the correct course method, and closes with a written interpretation that explains why the result is reasonable.

1. Work a digital systems elective i problem built around system interpretation. Explain the setup, the governing method, and the final conclusion you would defend.

- Checkpoint answer: A strong checkpoint answer identifies system interpretation, builds a disciplined setup, and defends a final conclusion. - Solution note: A complete solution begins from system interpretation, applies the correct course method, and closes with a written interpretation that explains why the result is reasonable.

1. Work a digital systems elective i problem built around technical communication. Explain the setup, the governing method, and the final conclusion you would defend.

- Checkpoint answer: A strong checkpoint answer identifies technical communication, builds a disciplined setup, and defends a final conclusion. - Solution note: A complete solution begins from technical communication, applies the correct course method, and closes with a written interpretation that explains why the result is reasonable.

Chapter 6: Cumulative review and official assessment

@@TOKEN_0@@

1. Work a digital systems elective i problem built around specialized analysis. Explain the setup, the governing method, and the final conclusion you would defend.

- Checkpoint answer: A strong checkpoint answer identifies specialized analysis, builds a disciplined setup, and defends a final conclusion. - Solution note: A complete solution begins from specialized analysis, applies the correct course method, and closes with a written interpretation that explains why the result is reasonable.

1. Work a digital systems elective i problem built around discipline-specific communication. Explain the setup, the governing method, and the final conclusion you would defend.

- Checkpoint answer: A strong checkpoint answer identifies discipline-specific communication, builds a disciplined setup, and defends a final conclusion. - Solution note: A complete solution begins from discipline-specific communication, applies the correct course method, and closes with a written interpretation that explains why the result is reasonable.

1. Work a digital systems elective i problem built around review strategy. Explain the setup, the governing method, and the final conclusion you would defend.

- Checkpoint answer: A strong checkpoint answer identifies review strategy, builds a disciplined setup, and defends a final conclusion. - Solution note: A complete solution begins from review strategy, applies the correct course method, and closes with a written interpretation that explains why the result is reasonable.

Homework answer key

Homework Set 1: Foundations and governing ideas

1. Complete a full digital systems elective i problem centered on specialized analysis. State the setup, the governing method, and the engineering conclusion you would defend.

- Answer / solution summary: A strong answer identifies the governing model for specialized analysis, states assumptions explicitly, works through the key analytical steps, and closes with a technically defensible conclusion tied to the scenario.

1. Complete a full digital systems elective i problem centered on system interpretation. State the setup, the governing method, and the engineering conclusion you would defend.

- Answer / solution summary: A strong answer identifies the governing model for system interpretation, states assumptions explicitly, works through the key analytical steps, and closes with a technically defensible conclusion tied to the scenario.

1. Complete a full digital systems elective i problem centered on notation and conventions. State the setup, the governing method, and the engineering conclusion you would defend.

- Answer / solution summary: A strong answer identifies the governing model for notation and conventions, states assumptions explicitly, works through the key analytical steps, and closes with a technically defensible conclusion tied to the scenario.

1. Complete a full digital systems elective i problem centered on baseline model setup. State the setup, the governing method, and the engineering conclusion you would defend.

- Answer / solution summary: A strong answer identifies the governing model for baseline model setup, states assumptions explicitly, works through the key analytical steps, and closes with a technically defensible conclusion tied to the scenario.

Homework Set 2: Core methods and notation discipline

1. Complete a full digital systems elective i problem centered on system interpretation. State the setup, the governing method, and the engineering conclusion you would defend.

- Answer / solution summary: A strong answer identifies the governing model for system interpretation, states assumptions explicitly, works through the key analytical steps, and closes with a technically defensible conclusion tied to the scenario.

1. Complete a full digital systems elective i problem centered on technical judgment. State the setup, the governing method, and the engineering conclusion you would defend.

- Answer / solution summary: A strong answer identifies the governing model for technical judgment, states assumptions explicitly, works through the key analytical steps, and closes with a technically defensible conclusion tied to the scenario.

1. Complete a full digital systems elective i problem centered on structured workflow. State the setup, the governing method, and the engineering conclusion you would defend.

- Answer / solution summary: A strong answer identifies the governing model for structured workflow, states assumptions explicitly, works through the key analytical steps, and closes with a technically defensible conclusion tied to the scenario.

1. Complete a full digital systems elective i problem centered on assumption handling. State the setup, the governing method, and the engineering conclusion you would defend.

- Answer / solution summary: A strong answer identifies the governing model for assumption handling, states assumptions explicitly, works through the key analytical steps, and closes with a technically defensible conclusion tied to the scenario.

Homework Set 3: Extended methods and decision workflow

1. Complete a full digital systems elective i problem centered on technical judgment. State the setup, the governing method, and the engineering conclusion you would defend.

- Answer / solution summary: A strong answer identifies the governing model for technical judgment, states assumptions explicitly, works through the key analytical steps, and closes with a technically defensible conclusion tied to the scenario.

1. Complete a full digital systems elective i problem centered on specialized analysis. State the setup, the governing method, and the engineering conclusion you would defend.

- Answer / solution summary: A strong answer identifies the governing model for specialized analysis, states assumptions explicitly, works through the key analytical steps, and closes with a technically defensible conclusion tied to the scenario.

1. Complete a full digital systems elective i problem centered on technical method extension. State the setup, the governing method, and the engineering conclusion you would defend.

- Answer / solution summary: A strong answer identifies the governing model for technical method extension, states assumptions explicitly, works through the key analytical steps, and closes with a technically defensible conclusion tied to the scenario.

1. Complete a full digital systems elective i problem centered on quality checks. State the setup, the governing method, and the engineering conclusion you would defend.

- Answer / solution summary: A strong answer identifies the governing model for quality checks, states assumptions explicitly, works through the key analytical steps, and closes with a technically defensible conclusion tied to the scenario.

Homework Set 4: Applications and system interpretation

1. Complete a full digital systems elective i problem centered on technical judgment. State the setup, the governing method, and the engineering conclusion you would defend.

- Answer / solution summary: A strong answer identifies the governing model for technical judgment, states assumptions explicitly, works through the key analytical steps, and closes with a technically defensible conclusion tied to the scenario.

1. Complete a full digital systems elective i problem centered on discipline-specific communication. State the setup, the governing method, and the engineering conclusion you would defend.

- Answer / solution summary: A strong answer identifies the governing model for discipline-specific communication, states assumptions explicitly, works through the key analytical steps, and closes with a technically defensible conclusion tied to the scenario.

1. Complete a full digital systems elective i problem centered on performance interpretation. State the setup, the governing method, and the engineering conclusion you would defend.

- Answer / solution summary: A strong answer identifies the governing model for performance interpretation, states assumptions explicitly, works through the key analytical steps, and closes with a technically defensible conclusion tied to the scenario.

1. Complete a full digital systems elective i problem centered on tradeoff reasoning. State the setup, the governing method, and the engineering conclusion you would defend.

- Answer / solution summary: A strong answer identifies the governing model for tradeoff reasoning, states assumptions explicitly, works through the key analytical steps, and closes with a technically defensible conclusion tied to the scenario.

Homework Set 5: Integrated casework and professional communication

1. Complete a full digital systems elective i problem centered on discipline-specific communication. State the setup, the governing method, and the engineering conclusion you would defend.

- Answer / solution summary: A strong answer identifies the governing model for discipline-specific communication, states assumptions explicitly, works through the key analytical steps, and closes with a technically defensible conclusion tied to the scenario.

1. Complete a full digital systems elective i problem centered on system interpretation. State the setup, the governing method, and the engineering conclusion you would defend.

- Answer / solution summary: A strong answer identifies the governing model for system interpretation, states assumptions explicitly, works through the key analytical steps, and closes with a technically defensible conclusion tied to the scenario.

1. Complete a full digital systems elective i problem centered on technical communication. State the setup, the governing method, and the engineering conclusion you would defend.

- Answer / solution summary: A strong answer identifies the governing model for technical communication, states assumptions explicitly, works through the key analytical steps, and closes with a technically defensible conclusion tied to the scenario.

1. Complete a full digital systems elective i problem centered on case-study integration. State the setup, the governing method, and the engineering conclusion you would defend.

- Answer / solution summary: A strong answer identifies the governing model for case-study integration, states assumptions explicitly, works through the key analytical steps, and closes with a technically defensible conclusion tied to the scenario.

Homework Set 6: Cumulative review and official assessment

1. Complete a full digital systems elective i problem centered on specialized analysis. State the setup, the governing method, and the engineering conclusion you would defend.

- Answer / solution summary: A strong answer identifies the governing model for specialized analysis, states assumptions explicitly, works through the key analytical steps, and closes with a technically defensible conclusion tied to the scenario.

1. Complete a full digital systems elective i problem centered on discipline-specific communication. State the setup, the governing method, and the engineering conclusion you would defend.

- Answer / solution summary: A strong answer identifies the governing model for discipline-specific communication, states assumptions explicitly, works through the key analytical steps, and closes with a technically defensible conclusion tied to the scenario.

1. Complete a full digital systems elective i problem centered on review strategy. State the setup, the governing method, and the engineering conclusion you would defend.

- Answer / solution summary: A strong answer identifies the governing model for review strategy, states assumptions explicitly, works through the key analytical steps, and closes with a technically defensible conclusion tied to the scenario.

1. Complete a full digital systems elective i problem centered on official assessment preparation. State the setup, the governing method, and the engineering conclusion you would defend.

- Answer / solution summary: A strong answer identifies the governing model for official assessment preparation, states assumptions explicitly, works through the key analytical steps, and closes with a technically defensible conclusion tied to the scenario.

Quiz answer key

Quiz 1: Foundations and governing ideas and Core methods and notation discipline

1. Which topic is a direct priority inside Foundations and governing ideas?

- Answer key: Specialized analysis. Specialized analysis is named directly in the Foundations and governing ideas study block and is one of the required ideas for mastery in this course.

1. Which topic is a direct priority inside Foundations and governing ideas?

- Answer key: System interpretation. System interpretation is named directly in the Foundations and governing ideas study block and is one of the required ideas for mastery in this course.

1. Which topic is a direct priority inside Core methods and notation discipline?

- Answer key: System interpretation. System interpretation is named directly in the Core methods and notation discipline study block and is one of the required ideas for mastery in this course.

1. Which topic is a direct priority inside Core methods and notation discipline?

- Answer key: Technical judgment. Technical judgment is named directly in the Core methods and notation discipline study block and is one of the required ideas for mastery in this course.

Quiz 2: Extended methods and decision workflow and Applications and system interpretation

1. Which topic is a direct priority inside Extended methods and decision workflow?

- Answer key: Technical judgment. Technical judgment is named directly in the Extended methods and decision workflow study block and is one of the required ideas for mastery in this course.

1. Which topic is a direct priority inside Extended methods and decision workflow?

- Answer key: Specialized analysis. Specialized analysis is named directly in the Extended methods and decision workflow study block and is one of the required ideas for mastery in this course.

1. Which topic is a direct priority inside Applications and system interpretation?

- Answer key: Technical judgment. Technical judgment is named directly in the Applications and system interpretation study block and is one of the required ideas for mastery in this course.

1. Which topic is a direct priority inside Applications and system interpretation?

- Answer key: Discipline-specific communication. Discipline-specific communication is named directly in the Applications and system interpretation study block and is one of the required ideas for mastery in this course.

Quiz 3: Integrated casework and professional communication and Cumulative review and official assessment

1. Which topic is a direct priority inside Integrated casework and professional communication?

- Answer key: Discipline-specific communication. Discipline-specific communication is named directly in the Integrated casework and professional communication study block and is one of the required ideas for mastery in this course.

1. Which topic is a direct priority inside Integrated casework and professional communication?

- Answer key: System interpretation. System interpretation is named directly in the Integrated casework and professional communication study block and is one of the required ideas for mastery in this course.

1. Which topic is a direct priority inside Cumulative review and official assessment?

- Answer key: Specialized analysis. Specialized analysis is named directly in the Cumulative review and official assessment study block and is one of the required ideas for mastery in this course.

1. Which topic is a direct priority inside Cumulative review and official assessment?

- Answer key: Discipline-specific communication. Discipline-specific communication is named directly in the Cumulative review and official assessment study block and is one of the required ideas for mastery in this course.

Mastery exam solution outlines

Digital Systems Elective I cumulative mastery exam

1. Explain how specialized analysis is used inside Digital Systems Elective I to analyze or design around system interpretation. Give the method, the assumptions that matter, and the conclusion you would stand behind.

- What to show: The governing principle behind specialized analysis; A disciplined setup for system interpretation; A clear engineering conclusion - Solution outline: A strong solution identifies the governing principle for specialized analysis before jumping into algebra, computation, or design detail. The work should connect specialized analysis to system interpretation with explicit assumptions, a defensible setup, and a technically clear conclusion.

1. Explain how system interpretation is used inside Digital Systems Elective I to analyze or design around technical judgment. Give the method, the assumptions that matter, and the conclusion you would stand behind.

- What to show: The governing principle behind system interpretation; A disciplined setup for technical judgment; A clear engineering conclusion - Solution outline: A strong solution identifies the governing principle for system interpretation before jumping into algebra, computation, or design detail. The work should connect system interpretation to technical judgment with explicit assumptions, a defensible setup, and a technically clear conclusion.

1. Explain how technical judgment is used inside Digital Systems Elective I to analyze or design around specialized analysis. Give the method, the assumptions that matter, and the conclusion you would stand behind.

- What to show: The governing principle behind technical judgment; A disciplined setup for specialized analysis; A clear engineering conclusion - Solution outline: A strong solution identifies the governing principle for technical judgment before jumping into algebra, computation, or design detail. The work should connect technical judgment to specialized analysis with explicit assumptions, a defensible setup, and a technically clear conclusion.

1. Explain how technical judgment is used inside Digital Systems Elective I to analyze or design around discipline-specific communication. Give the method, the assumptions that matter, and the conclusion you would stand behind.

- What to show: The governing principle behind technical judgment; A disciplined setup for discipline-specific communication; A clear engineering conclusion - Solution outline: A strong solution identifies the governing principle for technical judgment before jumping into algebra, computation, or design detail. The work should connect technical judgment to discipline-specific communication with explicit assumptions, a defensible setup, and a technically clear conclusion.

1. Explain how discipline-specific communication is used inside Digital Systems Elective I to analyze or design around system interpretation. Give the method, the assumptions that matter, and the conclusion you would stand behind.

- What to show: The governing principle behind discipline-specific communication; A disciplined setup for system interpretation; A clear engineering conclusion - Solution outline: A strong solution identifies the governing principle for discipline-specific communication before jumping into algebra, computation, or design detail. The work should connect discipline-specific communication to system interpretation with explicit assumptions, a defensible setup, and a technically clear conclusion.

1. Explain how specialized analysis is used inside Digital Systems Elective I to analyze or design around discipline-specific communication. Give the method, the assumptions that matter, and the conclusion you would stand behind.

- What to show: The governing principle behind specialized analysis; A disciplined setup for discipline-specific communication; A clear engineering conclusion - Solution outline: A strong solution identifies the governing principle for specialized analysis before jumping into algebra, computation, or design detail. The work should connect specialized analysis to discipline-specific communication with explicit assumptions, a defensible setup, and a technically clear conclusion.

1. Write a cumulative response that shows how a student in Digital Systems Elective I should move from problem statement to defended result. Use the course outcomes to explain what high-quality work looks like.

- What to show: A staged engineering workflow; The assumptions or modeling choices that control the result; A defended final interpretation - Solution outline: A strong answer reflects the course outcome "Explain and use the core workflow behind advanced specialization in a selected digital-systems domain." and explains how disciplined setup, method choice, and interpretation fit together. The response should describe a full workflow, not isolated vocabulary words.

Reference note

For the full bibliography behind this textbook, use @@TOKEN_0@@. The answer key in this book is Summit-authored and aligned to the live course runtime.