

Summit DGTL 450: Communication Systems

Summit fully illustrated textbook edition



Original Summit-authored instructional text generated from the live course runtime, bibliography layer, and assessment structure.

March 22, 2026

@@TOKEN_0@@ Summit first edition draft @@TOKEN_1@@ college @@TOKEN_2@@ 3 @@TO-
KEN_3@@ 14 weeks @@TOKEN_4@@ 6-9 hours each week

Originality note

This textbook is a Summit-authored instructional text. It is informed by the course bibliography in @@TOKEN_0@@ and by open academic references used elsewhere in Summit, but it does not copy or restate any single commercial textbook.

How this textbook was built

This book was generated from the live Summit course runtime for Communication Systems: the syllabus, lesson sequence, reading chapters, guided practice, homework sets, quizzes, mastery exam, and workload standard. The design goal is to give a student a usable, course-complete book while preserving original Summit wording and sequencing.

Signal transmission, modulation, noise, and system-level reasoning for communication links. Summit positions this course around communication-link modeling and performance interpretation.

Systems chapters should keep interactions, constraints, and decision consequences visible instead of treating each variable in isolation.

This volume is structured as a teaching book rather than a bare note pack. Every chapter contains explanation, worked examples, guided practice, chapter homework, and a rear answer key so the student can study independently and still get disciplined feedback.

Course use guide

- Read one chapter at a time in sequence; each chapter is aligned to a live lesson block in the course workspace.
- Rebuild the worked examples before attempting the graded homework or quiz material.
- Keep a scratch notebook beside the text and write down assumptions, diagrams, and the points where you usually get stuck.
- Use the course tutor, guided practice, and homework only after you can explain the chapter in your own words.

Contents

Originality note	ii
How this textbook was built	iii
Course use guide	iv
Course map	vi
Prerequisite and readiness position	vii
Semester workload standard	viii
Reference basis	ix
1 Chapter 1 Foundations and governing ideas	1
2 Chapter 2 Core methods and notation discipline	7
3 Chapter 3 Extended methods and decision workflow	13
4 Chapter 4 Applications and system interpretation	19
5 Chapter 5 Integrated casework and professional communication	25
6 Chapter 6 Cumulative review and official assessment	31
7 Quiz review and official exam preparation	37
8 Course vocabulary index	39

9 Back-of-book answers and solution outlines

40

Course map

- 6 live lesson chapters
- 6 graded homework checkpoints
- 3 timed quizzes
- 1 cumulative mastery exam
- 5 declared course outcomes

Prerequisite and readiness position

Course prerequisites: signals-and-systems.

This course assumes the prerequisite tools are usable without reteaching them during the term. Summit treats prerequisites as active working knowledge, not paperwork only.

Semester workload standard

Summit runtime workload label: 6-9 hours each week.

Reference basis

Primary synthesis anchors from the bibliography for this course (50 listed references total):

1. Signals and Systems
2. Modern Control Engineering
3. Feedback Control of Dynamic Systems
4. Communication Systems
5. Automatic Control Systems
6. Signals and Systems
7. Principles of Signals and Systems
8. Signals, Systems, And Transforms, 4/E

Chapter 1

Chapter 1 Foundations and governing ideas

Chapter purpose

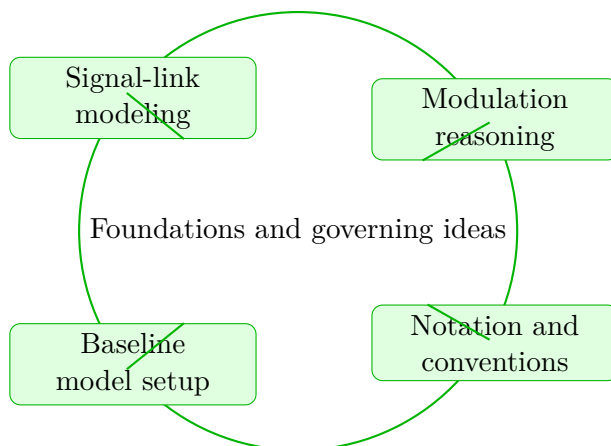
Communication Systems concentrates on signal-link modeling and modulation reasoning in the context of communication-link modeling and performance interpretation.

This chapter sits at the opening of Communication Systems. It develops Signal-link modeling, Modulation reasoning, Notation and conventions, and Baseline model setup so that the student can move from explanation to execution without losing the thread of the course.

The student should read this chapter with a network mindset. Whether the subject is management, operations, infrastructure, or policy, the point is to see how local choices reshape the whole system. The book therefore emphasizes interdependence, feedback, and tradeoff reasoning.

Core ideas

- Signal-link modeling
- Modulation reasoning
- Notation and conventions
- Baseline model setup



How to think through this chapter

Method in this family usually starts by naming the system boundary, the objective function or decision goal, the important constraints, and the major stakeholders. From there the student should structure the analysis so that recommendations remain traceable to evidence.

When working this chapter, keep the following question active: @@TOKEN_0@@ A good student answer should connect setup, assumptions, and conclusion instead of only chasing a final number or sentence.

Communication Systems concentrates on signal-link modeling and modulation reasoning in the context of communication-link modeling and performance interpretation.

Why Foundations and governing ideas matters in Communication Systems

Foundations and governing ideas is not just another topic block. It is where students learn to organize their thinking so that signal-link modeling becomes a deliberate tool instead of a memorized step list.

Summit treats this lesson as applied reasoning: students should be able to say what the model is doing, what assumptions it needs, and why the conclusion would hold up under review.

How strong students move through this material

The strongest approach is to begin with the governing idea, then connect it to the problem setup, and only then carry out the detailed work. In this lesson that usually means centering signal-link modeling before letting algebra, computation, or design detail take over.

When modulation reasoning enters the picture, the student should already know what variables, constraints, or interpretations matter. That prevents the work from collapsing into disconnected

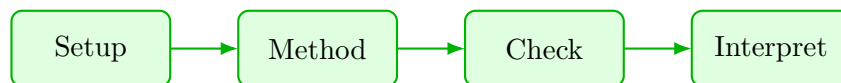
steps.

What to watch for when the work gets harder

Notation and conventions usually separate surface familiarity from real mastery. This is where students need to slow down, keep notation disciplined, and explain why the method choice still fits the problem.

A top-quality solution is not just correct. It is organized, explicit about assumptions, and clear enough that another engineer or instructor could audit the logic without guessing what was meant.

Worked example



@@TOKEN_0@@ Outline a complete communication systems approach that uses signal-link modeling to reason through modulation reasoning.

1. Start by identifying the governing principle behind signal-link modeling and state the assumptions that make it valid in this setting.
2. Define the variables, coordinate choices, constraints, or design criteria that control modulation reasoning.
3. Carry the method through in a disciplined sequence, showing where signal-link modeling shapes the setup and intermediate steps.
4. Close with an engineering interpretation that explains what the result means and why the conclusion is reasonable.

Read this example twice: once for the flow of ideas and once for the technical structure of the solution.

Worked-through guided example

@@TOKEN_0@@ Work a communication systems problem built around signal-link modeling. Explain the setup, the governing method, and the final conclusion you would defend.

1. State why signal-link modeling is the controlling idea in this problem.
2. List the variables, assumptions, and governing relationships before trying to solve.
3. Carry the reasoning forward in a clean sequence and end with a technical interpretation.

A complete solution begins from signal-link modeling, applies the correct course method, and closes with a written interpretation that explains why the result is reasonable.

Instructor commentary

Students should annotate this chapter for structure, not just facts. Mark where the argument changes direction, where the method requires a hidden assumption, and where the conclusion becomes more general than the worked example. If the chapter feels easy while you are reading it but difficult when you close the page, you have not yet converted recognition into mastery.

Study should alternate between framework notes, applied cases, and short decision memos so that analysis and communication stay connected.

Practice while you read

Foundations and governing ideas guided practice

Communication Systems concentrates on signal-link modeling and modulation reasoning in the context of communication-link modeling and performance interpretation.

@@TOKEN_0@@ Work a communication systems problem built around signal-link modeling. Explain the setup, the governing method, and the final conclusion you would defend.

- Hint: Return to the key idea signal-link modeling and identify what assumptions, variables, or constraints must be fixed before you work forward.
- Step 1: State why signal-link modeling is the controlling idea in this problem.
- Step 2: List the variables, assumptions, and governing relationships before trying to solve.
- Step 3: Carry the reasoning forward in a clean sequence and end with a technical interpretation.
- Checkpoint: A strong checkpoint answer identifies signal-link modeling, builds a disciplined setup, and defends a final conclusion.

@@TOKEN_0@@ Work a communication systems problem built around modulation reasoning. Explain the setup, the governing method, and the final conclusion you would defend.

- Hint: Return to the key idea modulation reasoning and identify what assumptions, variables, or constraints must be fixed before you work forward.
- Step 1: State why modulation reasoning is the controlling idea in this problem.
- Step 2: List the variables, assumptions, and governing relationships before trying to solve.
- Step 3: Carry the reasoning forward in a clean sequence and end with a technical interpretation.
- Checkpoint: A strong checkpoint answer identifies modulation reasoning, builds a disciplined setup, and defends a final conclusion.

Chapter homework

@@TOKEN_0@@ Communication Systems concentrates on signal-link modeling and modulation reasoning in the context of communication-link modeling and performance interpretation.

1. Complete a full communication systems problem centered on signal-link modeling. State the setup, the governing method, and the engineering conclusion you would defend.
2. Complete a full communication systems problem centered on modulation reasoning. State the setup, the governing method, and the engineering conclusion you would defend.
3. Complete a full communication systems problem centered on notation and conventions. State the setup, the governing method, and the engineering conclusion you would defend.
4. Complete a full communication systems problem centered on baseline model setup. State the setup, the governing method, and the engineering conclusion you would defend.

Answers for these homework problems appear in the back-of-book answer key.

Chapter summary and study notes

- Explain when signal-link modeling is the right tool and when it is not.
- Carry a full solution or analysis from setup to conclusion without skipping assumptions.
- Use notation, units, and technical language clearly enough for formal grading.

Study tips

- Name the governing idea first: Signal-link modeling.
- Write down assumptions and constraints before pushing through calculations or design choices.
- End every serious solution with a technical interpretation, not only a final number or label.

Common traps

- Jumping into symbol manipulation before the governing model is clear.
- Treating the procedure like a script instead of checking whether the assumptions still hold.
- Stopping at the answer line without explaining what the result means in context.

Family-level errors to watch for

- Optimizing one piece of the system without checking spillover effects.
- Confusing a metric with the real decision objective.
- Making recommendations without showing the logic or tradeoffs behind them.

Chapter 2

Chapter 2 Core methods and notation discipline

Chapter purpose

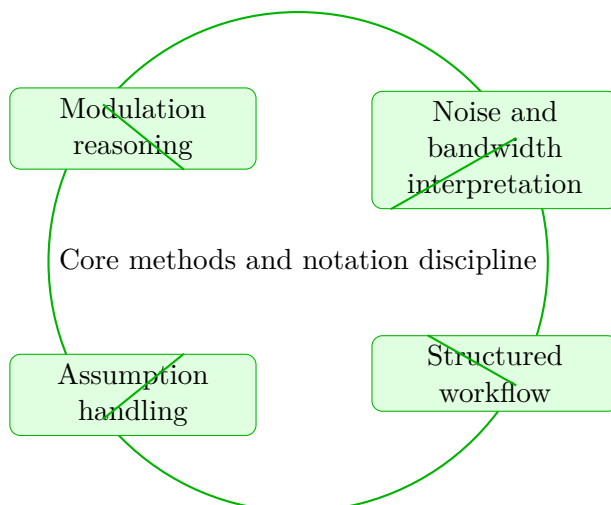
Communication Systems concentrates on modulation reasoning and noise and bandwidth interpretation in the context of communication-link modeling and performance interpretation.

This chapter sits in the middle of Communication Systems. It develops Modulation reasoning, Noise and bandwidth interpretation, Structured workflow, and Assumption handling so that the student can move from explanation to execution without losing the thread of the course.

The student should read this chapter with a network mindset. Whether the subject is management, operations, infrastructure, or policy, the point is to see how local choices reshape the whole system. The book therefore emphasizes interdependence, feedback, and tradeoff reasoning.

Core ideas

- Modulation reasoning
- Noise and bandwidth interpretation
- Structured workflow
- Assumption handling



How to think through this chapter

Method in this family usually starts by naming the system boundary, the objective function or decision goal, the important constraints, and the major stakeholders. From there the student should structure the analysis so that recommendations remain traceable to evidence.

When working this chapter, keep the following question active: @@TOKEN_0@@ A good student answer should connect setup, assumptions, and conclusion instead of only chasing a final number or sentence.

Communication Systems concentrates on modulation reasoning and noise and bandwidth interpretation in the context of communication-link modeling and performance interpretation.

Why Core methods and notation discipline matters in Communication Systems

Core methods and notation discipline is not just another topic block. It is where students learn to organize their thinking so that modulation reasoning becomes a deliberate tool instead of a memorized step list.

Summit treats this lesson as applied reasoning: students should be able to say what the model is doing, what assumptions it needs, and why the conclusion would hold up under review.

How strong students move through this material

The strongest approach is to begin with the governing idea, then connect it to the problem setup, and only then carry out the detailed work. In this lesson that usually means centering modulation reasoning before letting algebra, computation, or design detail take over.

When noise and bandwidth interpretation enters the picture, the student should already know

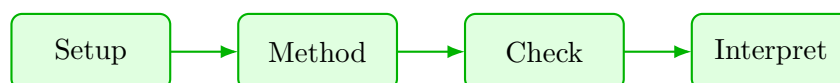
what variables, constraints, or interpretations matter. That prevents the work from collapsing into disconnected steps.

What to watch for when the work gets harder

Structured workflow usually separate surface familiarity from real mastery. This is where students need to slow down, keep notation disciplined, and explain why the method choice still fits the problem.

A top-quality solution is not just correct. It is organized, explicit about assumptions, and clear enough that another engineer or instructor could audit the logic without guessing what was meant.

Worked example



@@TOKEN_0@@ Outline a complete communication systems approach that uses modulation reasoning to reason through noise and bandwidth interpretation.

1. Start by identifying the governing principle behind modulation reasoning and state the assumptions that make it valid in this setting.
2. Define the variables, coordinate choices, constraints, or design criteria that control noise and bandwidth interpretation.
3. Carry the method through in a disciplined sequence, showing where modulation reasoning shapes the setup and intermediate steps.
4. Close with an engineering interpretation that explains what the result means and why the conclusion is reasonable.

Read this example twice: once for the flow of ideas and once for the technical structure of the solution.

Worked-through guided example

@@TOKEN_0@@ Work a communication systems problem built around modulation reasoning. Explain the setup, the governing method, and the final conclusion you would defend.

1. State why modulation reasoning is the controlling idea in this problem.
2. List the variables, assumptions, and governing relationships before trying to solve.

3. Carry the reasoning forward in a clean sequence and end with a technical interpretation.

A complete solution begins from modulation reasoning, applies the correct course method, and closes with a written interpretation that explains why the result is reasonable.

Instructor commentary

Students should annotate this chapter for structure, not just facts. Mark where the argument changes direction, where the method requires a hidden assumption, and where the conclusion becomes more general than the worked example. If the chapter feels easy while you are reading it but difficult when you close the page, you have not yet converted recognition into mastery.

Study should alternate between framework notes, applied cases, and short decision memos so that analysis and communication stay connected.

Practice while you read

Core methods and notation discipline guided practice

Communication Systems concentrates on modulation reasoning and noise and bandwidth interpretation in the context of communication-link modeling and performance interpretation.

@@TOKEN_0@@ Work a communication systems problem built around modulation reasoning. Explain the setup, the governing method, and the final conclusion you would defend.

- Hint: Return to the key idea modulation reasoning and identify what assumptions, variables, or constraints must be fixed before you work forward.
- Step 1: State why modulation reasoning is the controlling idea in this problem.
- Step 2: List the variables, assumptions, and governing relationships before trying to solve.
- Step 3: Carry the reasoning forward in a clean sequence and end with a technical interpretation.
- Checkpoint: A strong checkpoint answer identifies modulation reasoning, builds a disciplined setup, and defends a final conclusion.

@@TOKEN_0@@ Work a communication systems problem built around noise and bandwidth interpretation. Explain the setup, the governing method, and the final conclusion you would defend.

- Hint: Return to the key idea noise and bandwidth interpretation and identify what assumptions, variables, or constraints must be fixed before you work forward.
- Step 1: State why noise and bandwidth interpretation is the controlling idea in this problem.
- Step 2: List the variables, assumptions, and governing relationships before trying to solve.

- Step 3: Carry the reasoning forward in a clean sequence and end with a technical interpretation.
- Checkpoint: A strong checkpoint answer identifies noise and bandwidth interpretation, builds a disciplined setup, and defends a final conclusion.

Chapter homework

@@TOKEN_0@@ Communication Systems concentrates on modulation reasoning and noise and bandwidth interpretation in the context of communication-link modeling and performance interpretation.

1. Complete a full communication systems problem centered on modulation reasoning. State the setup, the governing method, and the engineering conclusion you would defend.
2. Complete a full communication systems problem centered on noise and bandwidth interpretation. State the setup, the governing method, and the engineering conclusion you would defend.
3. Complete a full communication systems problem centered on structured workflow. State the setup, the governing method, and the engineering conclusion you would defend.
4. Complete a full communication systems problem centered on assumption handling. State the setup, the governing method, and the engineering conclusion you would defend.

Answers for these homework problems appear in the back-of-book answer key.

Chapter summary and study notes

- Explain when modulation reasoning is the right tool and when it is not.
- Carry a full solution or analysis from setup to conclusion without skipping assumptions.
- Use notation, units, and technical language clearly enough for formal grading.

Study tips

- Name the governing idea first: Modulation reasoning.
- Write down assumptions and constraints before pushing through calculations or design choices.
- End every serious solution with a technical interpretation, not only a final number or label.

Common traps

- Jumping into symbol manipulation before the governing model is clear.
- Treating the procedure like a script instead of checking whether the assumptions still hold.
- Stopping at the answer line without explaining what the result means in context.

Family-level errors to watch for

- Optimizing one piece of the system without checking spillover effects.
- Confusing a metric with the real decision objective.
- Making recommendations without showing the logic or tradeoffs behind them.

Chapter 3

Chapter 3 Extended methods and decision workflow

Chapter purpose

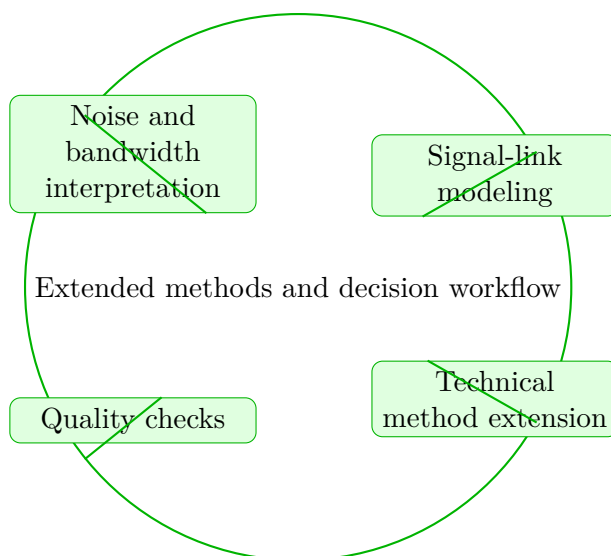
Communication Systems concentrates on noise and bandwidth interpretation and signal-link modeling in the context of communication-link modeling and performance interpretation.

This chapter sits in the middle of Communication Systems. It develops Noise and bandwidth interpretation, Signal-link modeling, Technical method extension, and Quality checks so that the student can move from explanation to execution without losing the thread of the course.

The student should read this chapter with a network mindset. Whether the subject is management, operations, infrastructure, or policy, the point is to see how local choices reshape the whole system. The book therefore emphasizes interdependence, feedback, and tradeoff reasoning.

Core ideas

- Noise and bandwidth interpretation
- Signal-link modeling
- Technical method extension
- Quality checks



How to think through this chapter

Method in this family usually starts by naming the system boundary, the objective function or decision goal, the important constraints, and the major stakeholders. From there the student should structure the analysis so that recommendations remain traceable to evidence.

When working this chapter, keep the following question active: @@TOKEN_0@@ A good student answer should connect setup, assumptions, and conclusion instead of only chasing a final number or sentence.

Communication Systems concentrates on noise and bandwidth interpretation and signal-link modeling in the context of communication-link modeling and performance interpretation.

Why Extended methods and decision workflow matters in Communication Systems

Extended methods and decision workflow is not just another topic block. It is where students learn to organize their thinking so that noise and bandwidth interpretation becomes a deliberate tool instead of a memorized step list.

Summit treats this lesson as applied reasoning: students should be able to say what the model is doing, what assumptions it needs, and why the conclusion would hold up under review.

How strong students move through this material

The strongest approach is to begin with the governing idea, then connect it to the problem setup, and only then carry out the detailed work. In this lesson that usually means centering noise and bandwidth interpretation before letting algebra, computation, or design detail take over.

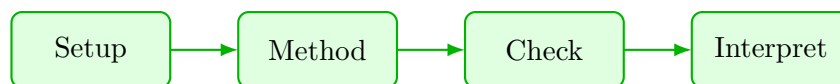
When signal-link modeling enters the picture, the student should already know what variables, constraints, or interpretations matter. That prevents the work from collapsing into disconnected steps.

What to watch for when the work gets harder

Technical method extension usually separate surface familiarity from real mastery. This is where students need to slow down, keep notation disciplined, and explain why the method choice still fits the problem.

A top-quality solution is not just correct. It is organized, explicit about assumptions, and clear enough that another engineer or instructor could audit the logic without guessing what was meant.

Worked example



@@TOKEN_0@@ Outline a complete communication systems approach that uses noise and bandwidth interpretation to reason through signal-link modeling.

1. Start by identifying the governing principle behind noise and bandwidth interpretation and state the assumptions that make it valid in this setting.
2. Define the variables, coordinate choices, constraints, or design criteria that control signal-link modeling.
3. Carry the method through in a disciplined sequence, showing where noise and bandwidth interpretation shapes the setup and intermediate steps.
4. Close with an engineering interpretation that explains what the result means and why the conclusion is reasonable.

Read this example twice: once for the flow of ideas and once for the technical structure of the solution.

Worked-through guided example

@@TOKEN_0@@ Work a communication systems problem built around noise and bandwidth interpretation. Explain the setup, the governing method, and the final conclusion you would defend.

1. State why noise and bandwidth interpretation is the controlling idea in this problem.

2. List the variables, assumptions, and governing relationships before trying to solve.
3. Carry the reasoning forward in a clean sequence and end with a technical interpretation.

A complete solution begins from noise and bandwidth interpretation, applies the correct course method, and closes with a written interpretation that explains why the result is reasonable.

Instructor commentary

Students should annotate this chapter for structure, not just facts. Mark where the argument changes direction, where the method requires a hidden assumption, and where the conclusion becomes more general than the worked example. If the chapter feels easy while you are reading it but difficult when you close the page, you have not yet converted recognition into mastery.

Study should alternate between framework notes, applied cases, and short decision memos so that analysis and communication stay connected.

Practice while you read

Extended methods and decision workflow guided practice

Communication Systems concentrates on noise and bandwidth interpretation and signal-link modeling in the context of communication-link modeling and performance interpretation.

@@TOKEN_0@@ Work a communication systems problem built around noise and bandwidth interpretation. Explain the setup, the governing method, and the final conclusion you would defend.

- Hint: Return to the key idea noise and bandwidth interpretation and identify what assumptions, variables, or constraints must be fixed before you work forward.
- Step 1: State why noise and bandwidth interpretation is the controlling idea in this problem.
- Step 2: List the variables, assumptions, and governing relationships before trying to solve.
- Step 3: Carry the reasoning forward in a clean sequence and end with a technical interpretation.
- Checkpoint: A strong checkpoint answer identifies noise and bandwidth interpretation, builds a disciplined setup, and defends a final conclusion.

@@TOKEN_0@@ Work a communication systems problem built around signal-link modeling. Explain the setup, the governing method, and the final conclusion you would defend.

- Hint: Return to the key idea signal-link modeling and identify what assumptions, variables, or constraints must be fixed before you work forward.
- Step 1: State why signal-link modeling is the controlling idea in this problem.

- Step 2: List the variables, assumptions, and governing relationships before trying to solve.
- Step 3: Carry the reasoning forward in a clean sequence and end with a technical interpretation.
- Checkpoint: A strong checkpoint answer identifies signal-link modeling, builds a disciplined setup, and defends a final conclusion.

Chapter homework

@@TOKEN_0@@ Communication Systems concentrates on noise and bandwidth interpretation and signal-link modeling in the context of communication-link modeling and performance interpretation.

1. Complete a full communication systems problem centered on noise and bandwidth interpretation. State the setup, the governing method, and the engineering conclusion you would defend.
2. Complete a full communication systems problem centered on signal-link modeling. State the setup, the governing method, and the engineering conclusion you would defend.
3. Complete a full communication systems problem centered on technical method extension. State the setup, the governing method, and the engineering conclusion you would defend.
4. Complete a full communication systems problem centered on quality checks. State the setup, the governing method, and the engineering conclusion you would defend.

Answers for these homework problems appear in the back-of-book answer key.

Chapter summary and study notes

- Explain when noise and bandwidth interpretation is the right tool and when it is not.
- Carry a full solution or analysis from setup to conclusion without skipping assumptions.
- Use notation, units, and technical language clearly enough for formal grading.

Study tips

- Name the governing idea first: Noise and bandwidth interpretation.
- Write down assumptions and constraints before pushing through calculations or design choices.
- End every serious solution with a technical interpretation, not only a final number or label.

Common traps

- Jumping into symbol manipulation before the governing model is clear.

- Treating the procedure like a script instead of checking whether the assumptions still hold.
- Stopping at the answer line without explaining what the result means in context.

Family-level errors to watch for

- Optimizing one piece of the system without checking spillover effects.
- Confusing a metric with the real decision objective.
- Making recommendations without showing the logic or tradeoffs behind them.

Chapter 4

Chapter 4 Applications and system interpretation

Chapter purpose

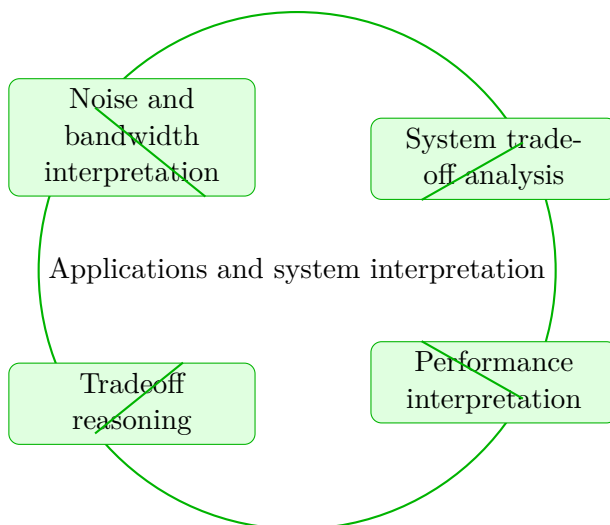
Communication Systems concentrates on noise and bandwidth interpretation and system tradeoff analysis in the context of communication-link modeling and performance interpretation.

This chapter sits in the middle of Communication Systems. It develops Noise and bandwidth interpretation, System tradeoff analysis, Performance interpretation, and Tradeoff reasoning so that the student can move from explanation to execution without losing the thread of the course.

The student should read this chapter with a network mindset. Whether the subject is management, operations, infrastructure, or policy, the point is to see how local choices reshape the whole system. The book therefore emphasizes interdependence, feedback, and tradeoff reasoning.

Core ideas

- Noise and bandwidth interpretation
- System tradeoff analysis
- Performance interpretation
- Tradeoff reasoning



How to think through this chapter

Method in this family usually starts by naming the system boundary, the objective function or decision goal, the important constraints, and the major stakeholders. From there the student should structure the analysis so that recommendations remain traceable to evidence.

When working this chapter, keep the following question active: @@TOKEN_0@@ A good student answer should connect setup, assumptions, and conclusion instead of only chasing a final number or sentence.

Communication Systems concentrates on noise and bandwidth interpretation and system tradeoff analysis in the context of communication-link modeling and performance interpretation.

Why Applications and system interpretation matters in Communication Systems

Applications and system interpretation is not just another topic block. It is where students learn to organize their thinking so that noise and bandwidth interpretation becomes a deliberate tool instead of a memorized step list.

Summit treats this lesson as applied reasoning: students should be able to say what the model is doing, what assumptions it needs, and why the conclusion would hold up under review.

How strong students move through this material

The strongest approach is to begin with the governing idea, then connect it to the problem setup, and only then carry out the detailed work. In this lesson that usually means centering noise and bandwidth interpretation before letting algebra, computation, or design detail take over.

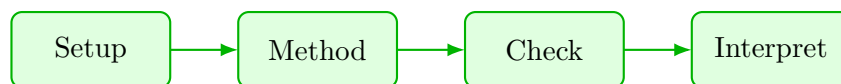
When system tradeoff analysis enters the picture, the student should already know what variables, constraints, or interpretations matter. That prevents the work from collapsing into disconnected steps.

What to watch for when the work gets harder

Performance interpretation usually separate surface familiarity from real mastery. This is where students need to slow down, keep notation disciplined, and explain why the method choice still fits the problem.

A top-quality solution is not just correct. It is organized, explicit about assumptions, and clear enough that another engineer or instructor could audit the logic without guessing what was meant.

Worked example



@@TOKEN_0@@ Outline a complete communication systems approach that uses noise and bandwidth interpretation to reason through system tradeoff analysis.

1. Start by identifying the governing principle behind noise and bandwidth interpretation and state the assumptions that make it valid in this setting.
2. Define the variables, coordinate choices, constraints, or design criteria that control system tradeoff analysis.
3. Carry the method through in a disciplined sequence, showing where noise and bandwidth interpretation shapes the setup and intermediate steps.
4. Close with an engineering interpretation that explains what the result means and why the conclusion is reasonable.

Read this example twice: once for the flow of ideas and once for the technical structure of the solution.

Worked-through guided example

@@TOKEN_0@@ Work a communication systems problem built around noise and bandwidth interpretation. Explain the setup, the governing method, and the final conclusion you would defend.

1. State why noise and bandwidth interpretation is the controlling idea in this problem.

2. List the variables, assumptions, and governing relationships before trying to solve.
3. Carry the reasoning forward in a clean sequence and end with a technical interpretation.

A complete solution begins from noise and bandwidth interpretation, applies the correct course method, and closes with a written interpretation that explains why the result is reasonable.

Instructor commentary

Students should annotate this chapter for structure, not just facts. Mark where the argument changes direction, where the method requires a hidden assumption, and where the conclusion becomes more general than the worked example. If the chapter feels easy while you are reading it but difficult when you close the page, you have not yet converted recognition into mastery.

Study should alternate between framework notes, applied cases, and short decision memos so that analysis and communication stay connected.

Practice while you read

Applications and system interpretation guided practice

Communication Systems concentrates on noise and bandwidth interpretation and system tradeoff analysis in the context of communication-link modeling and performance interpretation.

@@TOKEN_0@@ Work a communication systems problem built around noise and bandwidth interpretation. Explain the setup, the governing method, and the final conclusion you would defend.

- Hint: Return to the key idea noise and bandwidth interpretation and identify what assumptions, variables, or constraints must be fixed before you work forward.
- Step 1: State why noise and bandwidth interpretation is the controlling idea in this problem.
- Step 2: List the variables, assumptions, and governing relationships before trying to solve.
- Step 3: Carry the reasoning forward in a clean sequence and end with a technical interpretation.
- Checkpoint: A strong checkpoint answer identifies noise and bandwidth interpretation, builds a disciplined setup, and defends a final conclusion.

@@TOKEN_0@@ Work a communication systems problem built around system tradeoff analysis. Explain the setup, the governing method, and the final conclusion you would defend.

- Hint: Return to the key idea system tradeoff analysis and identify what assumptions, variables, or constraints must be fixed before you work forward.
- Step 1: State why system tradeoff analysis is the controlling idea in this problem.

- Step 2: List the variables, assumptions, and governing relationships before trying to solve.
- Step 3: Carry the reasoning forward in a clean sequence and end with a technical interpretation.
- Checkpoint: A strong checkpoint answer identifies system tradeoff analysis, builds a disciplined setup, and defends a final conclusion.

Chapter homework

@@TOKEN_0@@ Communication Systems concentrates on noise and bandwidth interpretation and system tradeoff analysis in the context of communication-link modeling and performance interpretation.

1. Complete a full communication systems problem centered on noise and bandwidth interpretation. State the setup, the governing method, and the engineering conclusion you would defend.
2. Complete a full communication systems problem centered on system tradeoff analysis. State the setup, the governing method, and the engineering conclusion you would defend.
3. Complete a full communication systems problem centered on performance interpretation. State the setup, the governing method, and the engineering conclusion you would defend.
4. Complete a full communication systems problem centered on tradeoff reasoning. State the setup, the governing method, and the engineering conclusion you would defend.

Answers for these homework problems appear in the back-of-book answer key.

Chapter summary and study notes

- Explain when noise and bandwidth interpretation is the right tool and when it is not.
- Carry a full solution or analysis from setup to conclusion without skipping assumptions.
- Use notation, units, and technical language clearly enough for formal grading.

Study tips

- Name the governing idea first: Noise and bandwidth interpretation.
- Write down assumptions and constraints before pushing through calculations or design choices.
- End every serious solution with a technical interpretation, not only a final number or label.

Common traps

- Jumping into symbol manipulation before the governing model is clear.

- Treating the procedure like a script instead of checking whether the assumptions still hold.
- Stopping at the answer line without explaining what the result means in context.

Family-level errors to watch for

- Optimizing one piece of the system without checking spillover effects.
- Confusing a metric with the real decision objective.
- Making recommendations without showing the logic or tradeoffs behind them.

Chapter 5

Chapter 5 Integrated casework and professional communication

Chapter purpose

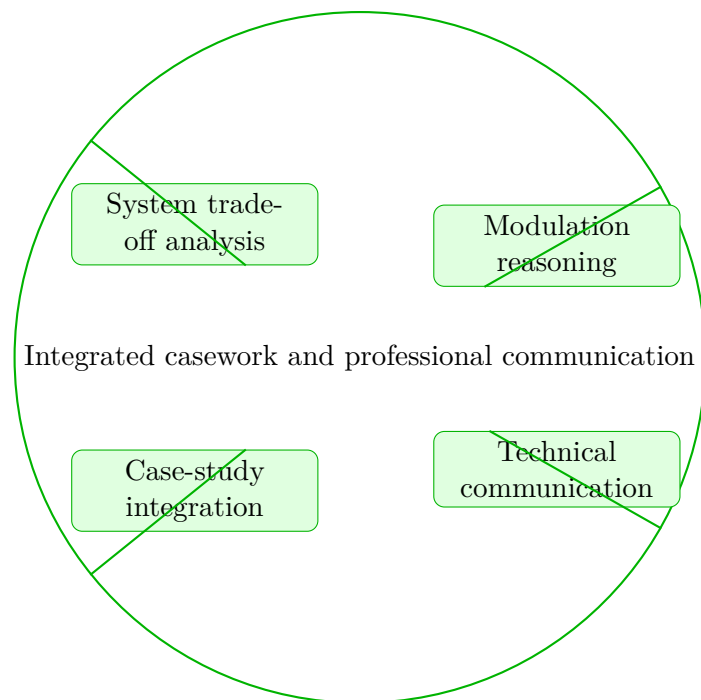
Communication Systems concentrates on system tradeoff analysis and modulation reasoning in the context of communication-link modeling and performance interpretation.

This chapter sits in the middle of Communication Systems. It develops System tradeoff analysis, Modulation reasoning, Technical communication, and Case-study integration so that the student can move from explanation to execution without losing the thread of the course.

The student should read this chapter with a network mindset. Whether the subject is management, operations, infrastructure, or policy, the point is to see how local choices reshape the whole system. The book therefore emphasizes interdependence, feedback, and tradeoff reasoning.

Core ideas

- System tradeoff analysis
- Modulation reasoning
- Technical communication
- Case-study integration



How to think through this chapter

Method in this family usually starts by naming the system boundary, the objective function or decision goal, the important constraints, and the major stakeholders. From there the student should structure the analysis so that recommendations remain traceable to evidence.

When working this chapter, keep the following question active: @@TOKEN_0@@ A good student answer should connect setup, assumptions, and conclusion instead of only chasing a final number or sentence.

Communication Systems concentrates on system tradeoff analysis and modulation reasoning in the context of communication-link modeling and performance interpretation.

Why Integrated casework and professional communication matters in Communication Systems

Integrated casework and professional communication is not just another topic block. It is where students learn to organize their thinking so that system tradeoff analysis becomes a deliberate tool instead of a memorized step list.

Summit treats this lesson as applied reasoning: students should be able to say what the model is doing, what assumptions it needs, and why the conclusion would hold up under review.

How strong students move through this material

The strongest approach is to begin with the governing idea, then connect it to the problem setup, and only then carry out the detailed work. In this lesson that usually means centering system tradeoff analysis before letting algebra, computation, or design detail take over.

When modulation reasoning enters the picture, the student should already know what variables, constraints, or interpretations matter. That prevents the work from collapsing into disconnected steps.

What to watch for when the work gets harder

Technical communication usually separate surface familiarity from real mastery. This is where students need to slow down, keep notation disciplined, and explain why the method choice still fits the problem.

A top-quality solution is not just correct. It is organized, explicit about assumptions, and clear enough that another engineer or instructor could audit the logic without guessing what was meant.

Worked example



@@TOKEN_0@@ Outline a complete communication systems approach that uses system tradeoff analysis to reason through modulation reasoning.

1. Start by identifying the governing principle behind system tradeoff analysis and state the assumptions that make it valid in this setting.
2. Define the variables, coordinate choices, constraints, or design criteria that control modulation reasoning.
3. Carry the method through in a disciplined sequence, showing where system tradeoff analysis shapes the setup and intermediate steps.
4. Close with an engineering interpretation that explains what the result means and why the conclusion is reasonable.

Read this example twice: once for the flow of ideas and once for the technical structure of the solution.

Worked-through guided example

@@TOKEN_0@@ Work a communication systems problem built around system tradeoff analysis. Explain the setup, the governing method, and the final conclusion you would defend.

1. State why system tradeoff analysis is the controlling idea in this problem.
2. List the variables, assumptions, and governing relationships before trying to solve.
3. Carry the reasoning forward in a clean sequence and end with a technical interpretation.

A complete solution begins from system tradeoff analysis, applies the correct course method, and closes with a written interpretation that explains why the result is reasonable.

Instructor commentary

Students should annotate this chapter for structure, not just facts. Mark where the argument changes direction, where the method requires a hidden assumption, and where the conclusion becomes more general than the worked example. If the chapter feels easy while you are reading it but difficult when you close the page, you have not yet converted recognition into mastery.

Study should alternate between framework notes, applied cases, and short decision memos so that analysis and communication stay connected.

Practice while you read

Integrated casework and professional communication guided practice

Communication Systems concentrates on system tradeoff analysis and modulation reasoning in the context of communication-link modeling and performance interpretation.

@@TOKEN_0@@ Work a communication systems problem built around system tradeoff analysis. Explain the setup, the governing method, and the final conclusion you would defend.

- Hint: Return to the key idea system tradeoff analysis and identify what assumptions, variables, or constraints must be fixed before you work forward.
- Step 1: State why system tradeoff analysis is the controlling idea in this problem.
- Step 2: List the variables, assumptions, and governing relationships before trying to solve.
- Step 3: Carry the reasoning forward in a clean sequence and end with a technical interpretation.
- Checkpoint: A strong checkpoint answer identifies system tradeoff analysis, builds a disciplined setup, and defends a final conclusion.

@@TOKEN_0@@ Work a communication systems problem built around modulation reasoning. Explain the setup, the governing method, and the final conclusion you would defend.

- Hint: Return to the key idea modulation reasoning and identify what assumptions, variables, or constraints must be fixed before you work forward.
- Step 1: State why modulation reasoning is the controlling idea in this problem.
- Step 2: List the variables, assumptions, and governing relationships before trying to solve.
- Step 3: Carry the reasoning forward in a clean sequence and end with a technical interpretation.
- Checkpoint: A strong checkpoint answer identifies modulation reasoning, builds a disciplined setup, and defends a final conclusion.

Chapter homework

@@TOKEN_0@@ Communication Systems concentrates on system tradeoff analysis and modulation reasoning in the context of communication-link modeling and performance interpretation.

1. Complete a full communication systems problem centered on system tradeoff analysis. State the setup, the governing method, and the engineering conclusion you would defend.
2. Complete a full communication systems problem centered on modulation reasoning. State the setup, the governing method, and the engineering conclusion you would defend.
3. Complete a full communication systems problem centered on technical communication. State the setup, the governing method, and the engineering conclusion you would defend.
4. Complete a full communication systems problem centered on case-study integration. State the setup, the governing method, and the engineering conclusion you would defend.

Answers for these homework problems appear in the back-of-book answer key.

Chapter summary and study notes

- Explain when system tradeoff analysis is the right tool and when it is not.
- Carry a full solution or analysis from setup to conclusion without skipping assumptions.
- Use notation, units, and technical language clearly enough for formal grading.

Study tips

- Name the governing idea first: System tradeoff analysis.
- Write down assumptions and constraints before pushing through calculations or design choices.
- End every serious solution with a technical interpretation, not only a final number or label.

Common traps

- Jumping into symbol manipulation before the governing model is clear.
- Treating the procedure like a script instead of checking whether the assumptions still hold.
- Stopping at the answer line without explaining what the result means in context.

Family-level errors to watch for

- Optimizing one piece of the system without checking spillover effects.
- Confusing a metric with the real decision objective.
- Making recommendations without showing the logic or tradeoffs behind them.

Chapter 6

Chapter 6 Cumulative review and official assessment

Chapter purpose

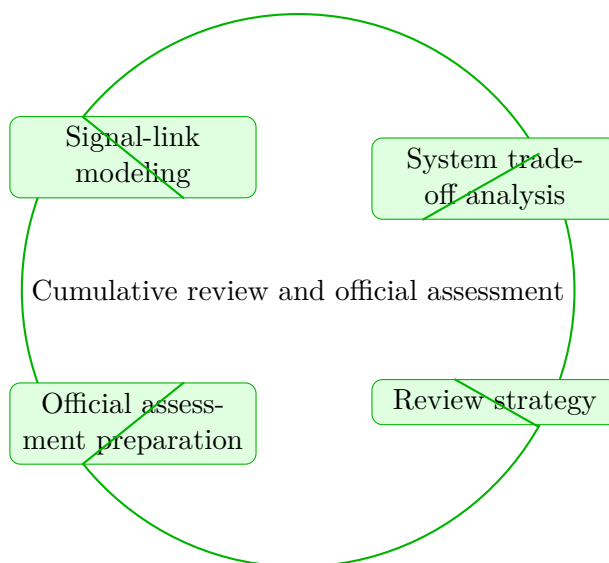
Communication Systems concentrates on signal-link modeling and system tradeoff analysis in the context of communication-link modeling and performance interpretation.

This chapter sits at the end of Communication Systems. It develops Signal-link modeling, System tradeoff analysis, Review strategy, and Official assessment preparation so that the student can move from explanation to execution without losing the thread of the course.

The student should read this chapter with a network mindset. Whether the subject is management, operations, infrastructure, or policy, the point is to see how local choices reshape the whole system. The book therefore emphasizes interdependence, feedback, and tradeoff reasoning.

Core ideas

- Signal-link modeling
- System tradeoff analysis
- Review strategy
- Official assessment preparation



How to think through this chapter

Method in this family usually starts by naming the system boundary, the objective function or decision goal, the important constraints, and the major stakeholders. From there the student should structure the analysis so that recommendations remain traceable to evidence.

When working this chapter, keep the following question active: @@TOKEN_0@@ A good student answer should connect setup, assumptions, and conclusion instead of only chasing a final number or sentence.

Communication Systems concentrates on signal-link modeling and system tradeoff analysis in the context of communication-link modeling and performance interpretation.

Why Cumulative review and official assessment matters in Communication Systems

Cumulative review and official assessment is not just another topic block. It is where students learn to organize their thinking so that signal-link modeling becomes a deliberate tool instead of a memorized step list.

Summit treats this lesson as applied reasoning: students should be able to say what the model is doing, what assumptions it needs, and why the conclusion would hold up under review.

How strong students move through this material

The strongest approach is to begin with the governing idea, then connect it to the problem setup, and only then carry out the detailed work. In this lesson that usually means centering signal-link modeling before letting algebra, computation, or design detail take over.

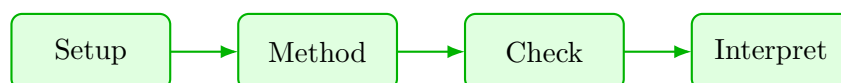
When system tradeoff analysis enters the picture, the student should already know what variables, constraints, or interpretations matter. That prevents the work from collapsing into disconnected steps.

What to watch for when the work gets harder

Review strategy usually separate surface familiarity from real mastery. This is where students need to slow down, keep notation disciplined, and explain why the method choice still fits the problem.

A top-quality solution is not just correct. It is organized, explicit about assumptions, and clear enough that another engineer or instructor could audit the logic without guessing what was meant.

Worked example



@@TOKEN_0@@ Outline a complete communication systems approach that uses signal-link modeling to reason through system tradeoff analysis.

1. Start by identifying the governing principle behind signal-link modeling and state the assumptions that make it valid in this setting.
2. Define the variables, coordinate choices, constraints, or design criteria that control system tradeoff analysis.
3. Carry the method through in a disciplined sequence, showing where signal-link modeling shapes the setup and intermediate steps.
4. Close with an engineering interpretation that explains what the result means and why the conclusion is reasonable.

Read this example twice: once for the flow of ideas and once for the technical structure of the solution.

Worked-through guided example

@@TOKEN_0@@ Work a communication systems problem built around signal-link modeling. Explain the setup, the governing method, and the final conclusion you would defend.

1. State why signal-link modeling is the controlling idea in this problem.
2. List the variables, assumptions, and governing relationships before trying to solve.

3. Carry the reasoning forward in a clean sequence and end with a technical interpretation.

A complete solution begins from signal-link modeling, applies the correct course method, and closes with a written interpretation that explains why the result is reasonable.

Instructor commentary

Students should annotate this chapter for structure, not just facts. Mark where the argument changes direction, where the method requires a hidden assumption, and where the conclusion becomes more general than the worked example. If the chapter feels easy while you are reading it but difficult when you close the page, you have not yet converted recognition into mastery.

Study should alternate between framework notes, applied cases, and short decision memos so that analysis and communication stay connected.

Practice while you read

Cumulative review and official assessment guided practice

Communication Systems concentrates on signal-link modeling and system tradeoff analysis in the context of communication-link modeling and performance interpretation.

@@TOKEN_0@@ Work a communication systems problem built around signal-link modeling. Explain the setup, the governing method, and the final conclusion you would defend.

- Hint: Return to the key idea signal-link modeling and identify what assumptions, variables, or constraints must be fixed before you work forward.
- Step 1: State why signal-link modeling is the controlling idea in this problem.
- Step 2: List the variables, assumptions, and governing relationships before trying to solve.
- Step 3: Carry the reasoning forward in a clean sequence and end with a technical interpretation.
- Checkpoint: A strong checkpoint answer identifies signal-link modeling, builds a disciplined setup, and defends a final conclusion.

@@TOKEN_0@@ Work a communication systems problem built around system tradeoff analysis. Explain the setup, the governing method, and the final conclusion you would defend.

- Hint: Return to the key idea system tradeoff analysis and identify what assumptions, variables, or constraints must be fixed before you work forward.
- Step 1: State why system tradeoff analysis is the controlling idea in this problem.
- Step 2: List the variables, assumptions, and governing relationships before trying to solve.
- Step 3: Carry the reasoning forward in a clean sequence and end with a technical interpretation.

- Checkpoint: A strong checkpoint answer identifies system tradeoff analysis, builds a disciplined setup, and defends a final conclusion.

Chapter homework

@@TOKEN_0@@ Communication Systems concentrates on signal-link modeling and system trade-off analysis in the context of communication-link modeling and performance interpretation.

1. Complete a full communication systems problem centered on signal-link modeling. State the setup, the governing method, and the engineering conclusion you would defend.
2. Complete a full communication systems problem centered on system tradeoff analysis. State the setup, the governing method, and the engineering conclusion you would defend.
3. Complete a full communication systems problem centered on review strategy. State the setup, the governing method, and the engineering conclusion you would defend.
4. Complete a full communication systems problem centered on official assessment preparation. State the setup, the governing method, and the engineering conclusion you would defend.

Answers for these homework problems appear in the back-of-book answer key.

Chapter summary and study notes

- Explain when signal-link modeling is the right tool and when it is not.
- Carry a full solution or analysis from setup to conclusion without skipping assumptions.
- Use notation, units, and technical language clearly enough for formal grading.

Study tips

- Name the governing idea first: Signal-link modeling.
- Write down assumptions and constraints before pushing through calculations or design choices.
- End every serious solution with a technical interpretation, not only a final number or label.

Common traps

- Jumping into symbol manipulation before the governing model is clear.
- Treating the procedure like a script instead of checking whether the assumptions still hold.
- Stopping at the answer line without explaining what the result means in context.

Family-level errors to watch for

- Optimizing one piece of the system without checking spillover effects.
- Confusing a metric with the real decision objective.
- Making recommendations without showing the logic or tradeoffs behind them.

Chapter 7

Quiz review and official exam preparation

Homework structure

- Homework Set 1: Foundations and governing ideas: 4 graded problems attached to chapter 1.
- Homework Set 2: Core methods and notation discipline: 4 graded problems attached to chapter 2.
- Homework Set 3: Extended methods and decision workflow: 4 graded problems attached to chapter 3.
- Homework Set 4: Applications and system interpretation: 4 graded problems attached to chapter 4.
- Homework Set 5: Integrated casework and professional communication: 4 graded problems attached to chapter 5.
- Homework Set 6: Cumulative review and official assessment: 4 graded problems attached to chapter 6.

Quiz structure

- Quiz 1: Foundations and governing ideas and Core methods and notation discipline: 4 questions, timed, and single-attempt in the live course. Quiz 1 should be taken only after you can solve the chapter homework without outside prompts.
- Quiz 2: Extended methods and decision workflow and Applications and system interpretation: 4 questions, timed, and single-attempt in the live course. Quiz 2 should be taken only after you can solve the chapter homework without outside prompts.
- Quiz 3: Integrated casework and professional communication and Cumulative review and official assessment: 4 questions, timed, and single-attempt in the live course. Quiz 3 should be taken only after you can solve the chapter homework without outside prompts.

Official mastery exam

- Communication Systems cumulative mastery exam: 7 major questions, High rigor, first official attempt locks the course grade.

Communication Systems cumulative mastery exam preparation checklist

- Review every lesson in Communication Systems and be able to explain why each method is used, not only how it is executed.
- Practice complete written solutions, because Summit grades setup quality, assumptions, and interpretation directly.
- Use the guided practice and quizzes until you can explain the method flow without outside prompts.
- Expect the official exam to combine method choice, disciplined setup, and a defended conclusion in the same answer.

How to use this book before assessment

- Read the relevant chapter and rebuild both worked examples without looking.
- Solve the guided practice in the chapter before attempting the graded homework.
- Check your chapter-homework answers only after you complete a full written attempt.
- Review the quiz answer key after each chapter block and classify your errors by concept, setup, algebra, or interpretation.
- Before the official exam, revisit the chapter purposes, homework corrections, and answer-key notes rather than rereading formulas only.

Chapter 8

Course vocabulary index

- @@TOKEN_0@@: treat this as a working term in the course. You should be able to define it, recognize where it appears, and use it correctly in a solution or explanation.
- @@TOKEN_0@@: treat this as a working term in the course. You should be able to define it, recognize where it appears, and use it correctly in a solution or explanation.
- @@TOKEN_0@@: treat this as a working term in the course. You should be able to define it, recognize where it appears, and use it correctly in a solution or explanation.
- @@TOKEN_0@@: treat this as a working term in the course. You should be able to define it, recognize where it appears, and use it correctly in a solution or explanation.
- @@TOKEN_0@@: treat this as a working term in the course. You should be able to define it, recognize where it appears, and use it correctly in a solution or explanation.
- @@TOKEN_0@@: treat this as a working term in the course. You should be able to define it, recognize where it appears, and use it correctly in a solution or explanation.
- @@TOKEN_0@@: treat this as a working term in the course. You should be able to define it, recognize where it appears, and use it correctly in a solution or explanation.
- @@TOKEN_0@@: treat this as a working term in the course. You should be able to define it, recognize where it appears, and use it correctly in a solution or explanation.
- @@TOKEN_0@@: treat this as a working term in the course. You should be able to define it, recognize where it appears, and use it correctly in a solution or explanation.
- @@TOKEN_0@@: treat this as a working term in the course. You should be able to define it, recognize where it appears, and use it correctly in a solution or explanation.
- @@TOKEN_0@@: treat this as a working term in the course. You should be able to define it, recognize where it appears, and use it correctly in a solution or explanation.
- @@TOKEN_0@@: treat this as a working term in the course. You should be able to define it, recognize where it appears, and use it correctly in a solution or explanation.
- @@TOKEN_0@@: treat this as a working term in the course. You should be able to define it, recognize where it appears, and use it correctly in a solution or explanation.
- @@TOKEN_0@@: treat this as a working term in the course. You should be able to define it, recognize where it appears, and use it correctly in a solution or explanation.

Chapter 9

Back-of-book answers and solution outlines

Guided practice answer key

Chapter 1: Foundations and governing ideas

@@TOKEN_0@@

1. Work a communication systems problem built around signal-link modeling. Explain the setup, the governing method, and the final conclusion you would defend.

- Checkpoint answer: A strong checkpoint answer identifies signal-link modeling, builds a disciplined setup, and defends a final conclusion. - Solution note: A complete solution begins from signal-link modeling, applies the correct course method, and closes with a written interpretation that explains why the result is reasonable.

1. Work a communication systems problem built around modulation reasoning. Explain the setup, the governing method, and the final conclusion you would defend.

- Checkpoint answer: A strong checkpoint answer identifies modulation reasoning, builds a disciplined setup, and defends a final conclusion. - Solution note: A complete solution begins from modulation reasoning, applies the correct course method, and closes with a written interpretation that explains why the result is reasonable.

1. Work a communication systems problem built around notation and conventions. Explain the setup, the governing method, and the final conclusion you would defend.

- Checkpoint answer: A strong checkpoint answer identifies notation and conventions, builds a disciplined setup, and defends a final conclusion. - Solution note: A complete solution begins from notation and conventions, applies the correct course method, and closes with a written interpretation that explains why the result is reasonable.

Chapter 2: Core methods and notation discipline

@@TOKEN_0@@

1. Work a communication systems problem built around modulation reasoning. Explain the setup, the governing method, and the final conclusion you would defend.

- Checkpoint answer: A strong checkpoint answer identifies modulation reasoning, builds a disciplined setup, and defends a final conclusion. - Solution note: A complete solution begins from modulation reasoning, applies the correct course method, and closes with a written interpretation that explains why the result is reasonable.

1. Work a communication systems problem built around noise and bandwidth interpretation. Explain the setup, the governing method, and the final conclusion you would defend.

- Checkpoint answer: A strong checkpoint answer identifies noise and bandwidth interpretation, builds a disciplined setup, and defends a final conclusion. - Solution note: A complete solution begins from noise and bandwidth interpretation, applies the correct course method, and closes with a written interpretation that explains why the result is reasonable.

1. Work a communication systems problem built around structured workflow. Explain the setup, the governing method, and the final conclusion you would defend.

- Checkpoint answer: A strong checkpoint answer identifies structured workflow, builds a disciplined setup, and defends a final conclusion. - Solution note: A complete solution begins from structured workflow, applies the correct course method, and closes with a written interpretation that explains why the result is reasonable.

Chapter 3: Extended methods and decision workflow

@@TOKEN_0@@

1. Work a communication systems problem built around noise and bandwidth interpretation. Explain the setup, the governing method, and the final conclusion you would defend.

- Checkpoint answer: A strong checkpoint answer identifies noise and bandwidth interpretation, builds a disciplined setup, and defends a final conclusion. - Solution note: A complete solution begins from noise and bandwidth interpretation, applies the correct course method, and closes with a written interpretation that explains why the result is reasonable.

1. Work a communication systems problem built around signal-link modeling. Explain the setup, the governing method, and the final conclusion you would defend.

- Checkpoint answer: A strong checkpoint answer identifies signal-link modeling, builds a disciplined setup, and defends a final conclusion. - Solution note: A complete solution begins from signal-link modeling, applies the correct course method, and closes with a written interpretation that explains why the result is reasonable.

1. Work a communication systems problem built around technical method extension. Explain the setup, the governing method, and the final conclusion you would defend.

- Checkpoint answer: A strong checkpoint answer identifies technical method extension, builds a disciplined setup, and defends a final conclusion. - Solution note: A complete solution begins from technical method extension, applies the correct course method, and closes with a written interpretation that explains why the result is reasonable.

Chapter 4: Applications and system interpretation

@@TOKEN_0@@

1. Work a communication systems problem built around noise and bandwidth interpretation. Explain the setup, the governing method, and the final conclusion you would defend.

- Checkpoint answer: A strong checkpoint answer identifies noise and bandwidth interpretation, builds a disciplined setup, and defends a final conclusion. - Solution note: A complete solution begins from noise and bandwidth interpretation, applies the correct course method, and closes with a written interpretation that explains why the result is reasonable.

1. Work a communication systems problem built around system tradeoff analysis. Explain the setup, the governing method, and the final conclusion you would defend.

- Checkpoint answer: A strong checkpoint answer identifies system tradeoff analysis, builds a disciplined setup, and defends a final conclusion. - Solution note: A complete solution begins from system tradeoff analysis, applies the correct course method, and closes with a written interpretation that explains why the result is reasonable.

1. Work a communication systems problem built around performance interpretation. Explain the setup, the governing method, and the final conclusion you would defend.

- Checkpoint answer: A strong checkpoint answer identifies performance interpretation, builds a disciplined setup, and defends a final conclusion. - Solution note: A complete solution begins from performance interpretation, applies the correct course method, and closes with a written interpretation that explains why the result is reasonable.

Chapter 5: Integrated casework and professional communication

@@TOKEN_0@@

1. Work a communication systems problem built around system tradeoff analysis. Explain the setup, the governing method, and the final conclusion you would defend.

- Checkpoint answer: A strong checkpoint answer identifies system tradeoff analysis, builds a disciplined setup, and defends a final conclusion. - Solution note: A complete solution begins from system tradeoff analysis, applies the correct course method, and closes with a written interpretation that explains why the result is reasonable.

1. Work a communication systems problem built around modulation reasoning. Explain the setup, the governing method, and the final conclusion you would defend.

- Checkpoint answer: A strong checkpoint answer identifies modulation reasoning, builds a disciplined setup, and defends a final conclusion. - Solution note: A complete solution begins from modulation reasoning, applies the correct course method, and closes with a written interpretation that explains why the result is reasonable.

1. Work a communication systems problem built around technical communication. Explain the setup, the governing method, and the final conclusion you would defend.

- Checkpoint answer: A strong checkpoint answer identifies technical communication, builds a disciplined setup, and defends a final conclusion. - Solution note: A complete solution begins from technical communication, applies the correct course method, and closes with a written interpretation that explains why the result is reasonable.

Chapter 6: Cumulative review and official assessment

@@TOKEN_0@@

1. Work a communication systems problem built around signal-link modeling. Explain the setup, the governing method, and the final conclusion you would defend.

- Checkpoint answer: A strong checkpoint answer identifies signal-link modeling, builds a disciplined setup, and defends a final conclusion. - Solution note: A complete solution begins from signal-link modeling, applies the correct course method, and closes with a written interpretation that explains why the result is reasonable.

1. Work a communication systems problem built around system tradeoff analysis. Explain the setup, the governing method, and the final conclusion you would defend.

- Checkpoint answer: A strong checkpoint answer identifies system tradeoff analysis, builds a disciplined setup, and defends a final conclusion. - Solution note: A complete solution begins from system tradeoff analysis, applies the correct course method, and closes with a written interpretation that explains why the result is reasonable.

1. Work a communication systems problem built around review strategy. Explain the setup, the governing method, and the final conclusion you would defend.

- Checkpoint answer: A strong checkpoint answer identifies review strategy, builds a disciplined setup, and defends a final conclusion. - Solution note: A complete solution begins from review strategy, applies the correct course method, and closes with a written interpretation that explains why the result is reasonable.

Homework answer key

Homework Set 1: Foundations and governing ideas

1. Complete a full communication systems problem centered on signal-link modeling. State the setup, the governing method, and the engineering conclusion you would defend.

- Answer / solution summary: A strong answer identifies the governing model for signal-link modeling, states assumptions explicitly, works through the key analytical steps, and closes with a technically defensible conclusion tied to the scenario.

1. Complete a full communication systems problem centered on modulation reasoning. State the setup, the governing method, and the engineering conclusion you would defend.

- Answer / solution summary: A strong answer identifies the governing model for modulation reasoning, states assumptions explicitly, works through the key analytical steps, and closes with a technically defensible conclusion tied to the scenario.

1. Complete a full communication systems problem centered on notation and conventions. State the setup, the governing method, and the engineering conclusion you would defend.

- Answer / solution summary: A strong answer identifies the governing model for notation and conventions, states assumptions explicitly, works through the key analytical steps, and closes with a technically defensible conclusion tied to the scenario.

1. Complete a full communication systems problem centered on baseline model setup. State the setup, the governing method, and the engineering conclusion you would defend.

- Answer / solution summary: A strong answer identifies the governing model for baseline model setup, states assumptions explicitly, works through the key analytical steps, and closes with a technically defensible conclusion tied to the scenario.

Homework Set 2: Core methods and notation discipline

1. Complete a full communication systems problem centered on modulation reasoning. State the setup, the governing method, and the engineering conclusion you would defend.

- Answer / solution summary: A strong answer identifies the governing model for modulation reasoning, states assumptions explicitly, works through the key analytical steps, and closes with a technically defensible conclusion tied to the scenario.

1. Complete a full communication systems problem centered on noise and bandwidth interpretation. State the setup, the governing method, and the engineering conclusion you would defend.

- Answer / solution summary: A strong answer identifies the governing model for noise and bandwidth interpretation, states assumptions explicitly, works through the key analytical steps, and closes with a technically defensible conclusion tied to the scenario.

1. Complete a full communication systems problem centered on structured workflow. State the setup, the governing method, and the engineering conclusion you would defend.

- Answer / solution summary: A strong answer identifies the governing model for structured workflow, states assumptions explicitly, works through the key analytical steps, and closes with a technically defensible conclusion tied to the scenario.

1. Complete a full communication systems problem centered on assumption handling. State the setup, the governing method, and the engineering conclusion you would defend.

- Answer / solution summary: A strong answer identifies the governing model for assumption handling, states assumptions explicitly, works through the key analytical steps, and closes with a technically defensible conclusion tied to the scenario.

Homework Set 3: Extended methods and decision workflow

1. Complete a full communication systems problem centered on noise and bandwidth interpretation. State the setup, the governing method, and the engineering conclusion you would defend.

- Answer / solution summary: A strong answer identifies the governing model for noise and bandwidth interpretation, states assumptions explicitly, works through the key analytical steps, and closes with a technically defensible conclusion tied to the scenario.

1. Complete a full communication systems problem centered on signal-link modeling. State the setup, the governing method, and the engineering conclusion you would defend.

- Answer / solution summary: A strong answer identifies the governing model for signal-link modeling, states assumptions explicitly, works through the key analytical steps, and closes with a technically defensible conclusion tied to the scenario.

1. Complete a full communication systems problem centered on technical method extension. State the setup, the governing method, and the engineering conclusion you would defend.

- Answer / solution summary: A strong answer identifies the governing model for technical method extension, states assumptions explicitly, works through the key analytical steps, and closes with a technically defensible conclusion tied to the scenario.

1. Complete a full communication systems problem centered on quality checks. State the setup, the governing method, and the engineering conclusion you would defend.

- Answer / solution summary: A strong answer identifies the governing model for quality checks, states assumptions explicitly, works through the key analytical steps, and closes with a technically defensible conclusion tied to the scenario.

Homework Set 4: Applications and system interpretation

1. Complete a full communication systems problem centered on noise and bandwidth interpretation. State the setup, the governing method, and the engineering conclusion you would defend.

- Answer / solution summary: A strong answer identifies the governing model for noise and bandwidth interpretation, states assumptions explicitly, works through the key analytical steps, and closes with a technically defensible conclusion tied to the scenario.

1. Complete a full communication systems problem centered on system tradeoff analysis. State the setup, the governing method, and the engineering conclusion you would defend.

- Answer / solution summary: A strong answer identifies the governing model for system tradeoff analysis, states assumptions explicitly, works through the key analytical steps, and closes with a technically defensible conclusion tied to the scenario.

1. Complete a full communication systems problem centered on performance interpretation. State the setup, the governing method, and the engineering conclusion you would defend.

- Answer / solution summary: A strong answer identifies the governing model for performance interpretation, states assumptions explicitly, works through the key analytical steps, and closes with a technically defensible conclusion tied to the scenario.

1. Complete a full communication systems problem centered on tradeoff reasoning. State the setup, the governing method, and the engineering conclusion you would defend.

- Answer / solution summary: A strong answer identifies the governing model for tradeoff reasoning, states assumptions explicitly, works through the key analytical steps, and closes with a technically defensible conclusion tied to the scenario.

Homework Set 5: Integrated casework and professional communication

1. Complete a full communication systems problem centered on system tradeoff analysis. State the setup, the governing method, and the engineering conclusion you would defend.

- Answer / solution summary: A strong answer identifies the governing model for system tradeoff analysis, states assumptions explicitly, works through the key analytical steps, and closes with a technically defensible conclusion tied to the scenario.

1. Complete a full communication systems problem centered on modulation reasoning. State the setup, the governing method, and the engineering conclusion you would defend.

- Answer / solution summary: A strong answer identifies the governing model for modulation reasoning, states assumptions explicitly, works through the key analytical steps, and closes with a technically defensible conclusion tied to the scenario.

1. Complete a full communication systems problem centered on technical communication. State the setup, the governing method, and the engineering conclusion you would defend.

- Answer / solution summary: A strong answer identifies the governing model for technical communication, states assumptions explicitly, works through the key analytical steps, and closes with a technically defensible conclusion tied to the scenario.

1. Complete a full communication systems problem centered on case-study integration. State the setup, the governing method, and the engineering conclusion you would defend.

- Answer / solution summary: A strong answer identifies the governing model for case-study integration, states assumptions explicitly, works through the key analytical steps, and closes with a technically defensible conclusion tied to the scenario.

Homework Set 6: Cumulative review and official assessment

1. Complete a full communication systems problem centered on signal-link modeling. State the setup, the governing method, and the engineering conclusion you would defend.

- Answer / solution summary: A strong answer identifies the governing model for signal-link modeling, states assumptions explicitly, works through the key analytical steps, and closes with a technically defensible conclusion tied to the scenario.

1. Complete a full communication systems problem centered on system tradeoff analysis. State the setup, the governing method, and the engineering conclusion you would defend.

- Answer / solution summary: A strong answer identifies the governing model for system tradeoff analysis, states assumptions explicitly, works through the key analytical steps, and closes with a technically defensible conclusion tied to the scenario.

1. Complete a full communication systems problem centered on review strategy. State the setup, the governing method, and the engineering conclusion you would defend.

- Answer / solution summary: A strong answer identifies the governing model for review strategy, states assumptions explicitly, works through the key analytical steps, and closes with a technically defensible conclusion tied to the scenario.

1. Complete a full communication systems problem centered on official assessment preparation. State the setup, the governing method, and the engineering conclusion you would defend.

- Answer / solution summary: A strong answer identifies the governing model for official assessment preparation, states assumptions explicitly, works through the key analytical steps, and closes with a technically defensible conclusion tied to the scenario.

Quiz answer key

Quiz 1: Foundations and governing ideas and Core methods and notation discipline

1. Which topic is a direct priority inside Foundations and governing ideas?

- Answer key: Signal-link modeling. Signal-link modeling is named directly in the Foundations and governing ideas study block and is one of the required ideas for mastery in this course.

1. Which topic is a direct priority inside Foundations and governing ideas?

- Answer key: Modulation reasoning. Modulation reasoning is named directly in the Foundations and governing ideas study block and is one of the required ideas for mastery in this course.

1. Which topic is a direct priority inside Core methods and notation discipline?

- Answer key: Modulation reasoning. Modulation reasoning is named directly in the Core methods and notation discipline study block and is one of the required ideas for mastery in this course.

1. Which topic is a direct priority inside Core methods and notation discipline?

- Answer key: Noise and bandwidth interpretation. Noise and bandwidth interpretation is named directly in the Core methods and notation discipline study block and is one of the required ideas for mastery in this course.

Quiz 2: Extended methods and decision workflow and Applications and system interpretation

1. Which topic is a direct priority inside Extended methods and decision workflow?

- Answer key: Noise and bandwidth interpretation. Noise and bandwidth interpretation is named directly in the Extended methods and decision workflow study block and is one of the required ideas for mastery in this course.

1. Which topic is a direct priority inside Extended methods and decision workflow?

- Answer key: Signal-link modeling. Signal-link modeling is named directly in the Extended methods and decision workflow study block and is one of the required ideas for mastery in this course.

1. Which topic is a direct priority inside Applications and system interpretation?

- Answer key: Noise and bandwidth interpretation. Noise and bandwidth interpretation is named directly in the Applications and system interpretation study block and is one of the required ideas for mastery in this course.

1. Which topic is a direct priority inside Applications and system interpretation?

- Answer key: System tradeoff analysis. System tradeoff analysis is named directly in the Applications and system interpretation study block and is one of the required ideas for mastery in this course.

Quiz 3: Integrated casework and professional communication and Cumulative review and official assessment

1. Which topic is a direct priority inside Integrated casework and professional communication?

- Answer key: System tradeoff analysis. System tradeoff analysis is named directly in the Integrated casework and professional communication study block and is one of the required ideas for mastery in this course.

1. Which topic is a direct priority inside Integrated casework and professional communication?

- Answer key: Modulation reasoning. Modulation reasoning is named directly in the Integrated casework and professional communication study block and is one of the required ideas for mastery in this course.

1. Which topic is a direct priority inside Cumulative review and official assessment?

- Answer key: Signal-link modeling. Signal-link modeling is named directly in the Cumulative review and official assessment study block and is one of the required ideas for mastery in this course.

1. Which topic is a direct priority inside Cumulative review and official assessment?

- Answer key: System tradeoff analysis. System tradeoff analysis is named directly in the Cumulative review and official assessment study block and is one of the required ideas for mastery in this course.

Mastery exam solution outlines

Communication Systems cumulative mastery exam

1. Explain how signal-link modeling is used inside Communication Systems to analyze or design around modulation reasoning. Give the method, the assumptions that matter, and the conclusion you would stand behind.

- What to show: The governing principle behind signal-link modeling; A disciplined setup for modulation reasoning; A clear engineering conclusion - Solution outline: A strong solution identifies the governing principle for signal-link modeling before jumping into algebra, computation, or design detail. The work should connect signal-link modeling to modulation reasoning with explicit assumptions, a defensible setup, and a technically clear conclusion.

1. Explain how modulation reasoning is used inside Communication Systems to analyze or design around noise and bandwidth interpretation. Give the method, the assumptions that matter, and the conclusion you would stand behind.

- What to show: The governing principle behind modulation reasoning; A disciplined setup for noise and bandwidth interpretation; A clear engineering conclusion - Solution outline: A strong solution identifies the governing principle for modulation reasoning before jumping into algebra, computation, or design detail. The work should connect modulation reasoning to noise and bandwidth interpretation with explicit assumptions, a defensible setup, and a technically clear conclusion.

1. Explain how noise and bandwidth interpretation is used inside Communication Systems to analyze or design around signal-link modeling. Give the method, the assumptions that matter, and the conclusion you would stand behind.

- What to show: The governing principle behind noise and bandwidth interpretation; A disciplined setup for signal-link modeling; A clear engineering conclusion - Solution outline: A strong solution identifies the governing principle for noise and bandwidth interpretation before jumping into algebra, computation, or design detail. The work should connect noise and bandwidth interpretation to signal-link modeling with explicit assumptions, a defensible setup, and a technically clear conclusion.

1. Explain how noise and bandwidth interpretation is used inside Communication Systems to analyze or design around system tradeoff analysis. Give the method, the assumptions that matter, and the conclusion you would stand behind.

- What to show: The governing principle behind noise and bandwidth interpretation; A disciplined setup for system tradeoff analysis; A clear engineering conclusion - Solution outline: A strong solution identifies the governing principle for noise and bandwidth interpretation before jumping into algebra, computation, or design detail. The work should connect noise and bandwidth interpretation to system tradeoff analysis with explicit assumptions, a defensible setup, and a technically clear conclusion.

1. Explain how system tradeoff analysis is used inside Communication Systems to analyze or design around modulation reasoning. Give the method, the assumptions that matter, and the conclusion you would stand behind.

- What to show: The governing principle behind system tradeoff analysis; A disciplined setup for modulation reasoning; A clear engineering conclusion - Solution outline: A strong solution identifies the governing principle for system tradeoff analysis before jumping into algebra, computation, or design detail. The work should connect system tradeoff analysis to modulation reasoning with explicit assumptions, a defensible setup, and a technically clear conclusion.

1. Explain how signal-link modeling is used inside Communication Systems to analyze or design around system tradeoff analysis. Give the method, the assumptions that matter, and the conclusion you would stand behind.

- What to show: The governing principle behind signal-link modeling; A disciplined setup for system tradeoff analysis; A clear engineering conclusion - Solution outline: A strong solution identifies the governing principle for signal-link modeling before jumping into algebra, computation, or design detail. The work should connect signal-link modeling to system tradeoff analysis with explicit assumptions, a defensible setup, and a technically clear conclusion.

1. Write a cumulative response that shows how a student in Communication Systems should move from problem statement to defended result. Use the course outcomes to explain what high-quality work looks like.

- What to show: A staged engineering workflow; The assumptions or modeling choices that control the result; A defended final interpretation - Solution outline: A strong answer reflects the course outcome "Explain and use the core workflow behind communication-link modeling and performance interpretation." and explains how disciplined setup, method choice, and interpretation fit together. The response should describe a full workflow, not isolated vocabulary words.

Reference note

For the full bibliography behind this textbook, use @@TOKEN_0@@. The answer key in this book is Summit-authored and aligned to the live course runtime.