

Summit CHEN 350: Separation Processes

Summit fully illustrated textbook edition



Original Summit-authored instructional text generated from the live course runtime, bibliography layer, and assessment structure.

March 22, 2026

@@TOKEN_0@@ Summit first edition draft @@TOKEN_1@@ college @@TOKEN_2@@ 3 @@TO-
KEN_3@@ 14 weeks @@TOKEN_4@@ 6-9 hours each week

Originality note

This textbook is a Summit-authored instructional text. It is informed by the course bibliography in @@TOKEN_0@@ and by open academic references used elsewhere in Summit, but it does not copy or restate any single commercial textbook.

How this textbook was built

This book was generated from the live Summit course runtime for Separation Processes: the syllabus, lesson sequence, reading chapters, guided practice, homework sets, quizzes, mastery exam, and workload standard. The design goal is to give a student a usable, course-complete book while preserving original Summit wording and sequencing.

Distillation, extraction, membranes, and staged-separation reasoning for process design. Summit positions this course around separation strategy and staged process design.

Exam-prep chapters should translate content knowledge into timed judgment, retrieval, error analysis, and strategic pacing.

This volume is structured as a teaching book rather than a bare note pack. Every chapter contains explanation, worked examples, guided practice, chapter homework, and a rear answer key so the student can study independently and still get disciplined feedback.

Course use guide

- Read one chapter at a time in sequence; each chapter is aligned to a live lesson block in the course workspace.
- Rebuild the worked examples before attempting the graded homework or quiz material.
- Keep a scratch notebook beside the text and write down assumptions, diagrams, and the points where you usually get stuck.
- Use the course tutor, guided practice, and homework only after you can explain the chapter in your own words.

Contents

Originality note	ii
How this textbook was built	iii
Course use guide	iv
Course map	vi
Prerequisite and readiness position	vii
Semester workload standard	viii
Reference basis	ix
1 Chapter 1 Foundations and governing ideas	1
2 Chapter 2 Core methods and notation discipline	7
3 Chapter 3 Extended methods and decision workflow	13
4 Chapter 4 Applications and system interpretation	19
5 Chapter 5 Integrated casework and professional communication	25
6 Chapter 6 Cumulative review and official assessment	31
7 Quiz review and official exam preparation	37
8 Course vocabulary index	39

9 Back-of-book answers and solution outlines

40

Course map

- 6 live lesson chapters
- 6 graded homework checkpoints
- 3 timed quizzes
- 1 cumulative mastery exam
- 5 declared course outcomes

Prerequisite and readiness position

Course prerequisites: chemical-engineering-thermodynamics, transport-phenomena-ii.

This course assumes the prerequisite tools are usable without reteaching them during the term. Summit treats prerequisites as active working knowledge, not paperwork only.

Semester workload standard

Summit runtime workload label: 6-9 hours each week.

Reference basis

Primary synthesis anchors from the bibliography for this course (50 listed references total):

1. Elementary Principles of Chemical Processes
2. Basic Principles and Calculations in Chemical Engineering
3. Transport Phenomena
4. Elements of Chemical Reaction Engineering
5. Chemical Engineering Design
6. Biology
7. Biology
8. Human physiology

Chapter 1

Chapter 1 Foundations and governing ideas

Chapter purpose

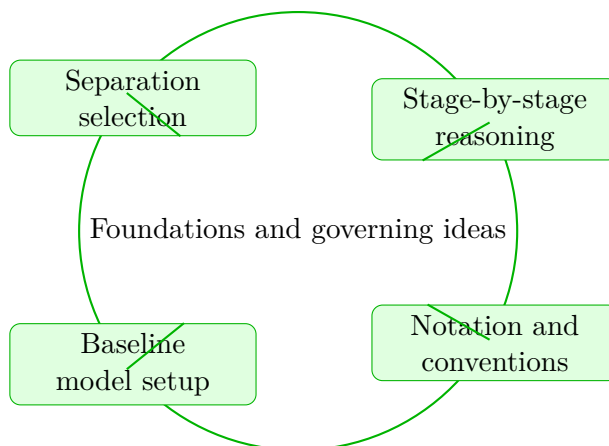
Separation Processes concentrates on separation selection and stage-by-stage reasoning in the context of separation strategy and staged process design.

This chapter sits at the opening of Separation Processes. It develops Separation selection, Stage-by-stage reasoning, Notation and conventions, and Baseline model setup so that the student can move from explanation to execution without losing the thread of the course.

This chapter is not only about what to know; it is about how to show that knowledge reliably under test conditions. The text therefore combines content review with process habits such as pacing, triage, notation discipline, and post-question correction.

Core ideas

- Separation selection
- Stage-by-stage reasoning
- Notation and conventions
- Baseline model setup



How to think through this chapter

Method in this family starts with identifying the prompt type, deciding how much time the question deserves, and selecting the fastest defensible path. Students should always review wrong answers for pattern, not just for the one missed fact.

When working this chapter, keep the following question active: @@TOKEN_0@@ A good student answer should connect setup, assumptions, and conclusion instead of only chasing a final number or sentence.

Separation Processes concentrates on separation selection and stage-by-stage reasoning in the context of separation strategy and staged process design.

Why Foundations and governing ideas matters in Separation Processes

Foundations and governing ideas is not just another topic block. It is where students learn to organize their thinking so that separation selection becomes a deliberate tool instead of a memorized step list.

Summit treats this lesson as applied reasoning: students should be able to say what the model is doing, what assumptions it needs, and why the conclusion would hold up under review.

How strong students move through this material

The strongest approach is to begin with the governing idea, then connect it to the problem setup, and only then carry out the detailed work. In this lesson that usually means centering separation selection before letting algebra, computation, or design detail take over.

When stage-by-stage reasoning enters the picture, the student should already know what variables, constraints, or interpretations matter. That prevents the work from collapsing into disconnected

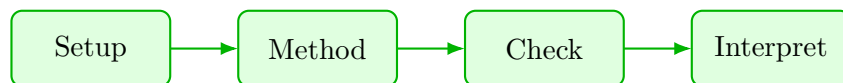
steps.

What to watch for when the work gets harder

Notation and conventions usually separate surface familiarity from real mastery. This is where students need to slow down, keep notation disciplined, and explain why the method choice still fits the problem.

A top-quality solution is not just correct. It is organized, explicit about assumptions, and clear enough that another engineer or instructor could audit the logic without guessing what was meant.

Worked example



@@TOKEN_0@@ Outline a complete separation processes approach that uses separation selection to reason through stage-by-stage reasoning.

1. Start by identifying the governing principle behind separation selection and state the assumptions that make it valid in this setting.
2. Define the variables, coordinate choices, constraints, or design criteria that control stage-by-stage reasoning.
3. Carry the method through in a disciplined sequence, showing where separation selection shapes the setup and intermediate steps.
4. Close with an engineering interpretation that explains what the result means and why the conclusion is reasonable.

Read this example twice: once for the flow of ideas and once for the technical structure of the solution.

Worked-through guided example

@@TOKEN_0@@ Work a separation processes problem built around separation selection. Explain the setup, the governing method, and the final conclusion you would defend.

1. State why separation selection is the controlling idea in this problem.
2. List the variables, assumptions, and governing relationships before trying to solve.
3. Carry the reasoning forward in a clean sequence and end with a technical interpretation.

A complete solution begins from separation selection, applies the correct course method, and closes with a written interpretation that explains why the result is reasonable.

Instructor commentary

Students should annotate this chapter for structure, not just facts. Mark where the argument changes direction, where the method requires a hidden assumption, and where the conclusion becomes more general than the worked example. If the chapter feels easy while you are reading it but difficult when you close the page, you have not yet converted recognition into mastery.

The right pattern is learn, retrieve, time yourself, review errors, and then repeat on a mixed set.

Practice while you read

Foundations and governing ideas guided practice

Separation Processes concentrates on separation selection and stage-by-stage reasoning in the context of separation strategy and staged process design.

@@TOKEN_0@@ Work a separation processes problem built around separation selection. Explain the setup, the governing method, and the final conclusion you would defend.

- Hint: Return to the key idea separation selection and identify what assumptions, variables, or constraints must be fixed before you work forward.
- Step 1: State why separation selection is the controlling idea in this problem.
- Step 2: List the variables, assumptions, and governing relationships before trying to solve.
- Step 3: Carry the reasoning forward in a clean sequence and end with a technical interpretation.
- Checkpoint: A strong checkpoint answer identifies separation selection, builds a disciplined setup, and defends a final conclusion.

@@TOKEN_0@@ Work a separation processes problem built around stage-by-stage reasoning. Explain the setup, the governing method, and the final conclusion you would defend.

- Hint: Return to the key idea stage-by-stage reasoning and identify what assumptions, variables, or constraints must be fixed before you work forward.
- Step 1: State why stage-by-stage reasoning is the controlling idea in this problem.
- Step 2: List the variables, assumptions, and governing relationships before trying to solve.
- Step 3: Carry the reasoning forward in a clean sequence and end with a technical interpretation.
- Checkpoint: A strong checkpoint answer identifies stage-by-stage reasoning, builds a disciplined setup, and defends a final conclusion.

Chapter homework

@@TOKEN_0@@ Separation Processes concentrates on separation selection and stage-by-stage reasoning in the context of separation strategy and staged process design.

1. Complete a full separation processes problem centered on separation selection. State the setup, the governing method, and the engineering conclusion you would defend.
2. Complete a full separation processes problem centered on stage-by-stage reasoning. State the setup, the governing method, and the engineering conclusion you would defend.
3. Complete a full separation processes problem centered on notation and conventions. State the setup, the governing method, and the engineering conclusion you would defend.
4. Complete a full separation processes problem centered on baseline model setup. State the setup, the governing method, and the engineering conclusion you would defend.

Answers for these homework problems appear in the back-of-book answer key.

Chapter summary and study notes

- Explain when separation selection is the right tool and when it is not.
- Carry a full solution or analysis from setup to conclusion without skipping assumptions.
- Use notation, units, and technical language clearly enough for formal grading.

Study tips

- Name the governing idea first: Separation selection.
- Write down assumptions and constraints before pushing through calculations or design choices.
- End every serious solution with a technical interpretation, not only a final number or label.

Common traps

- Jumping into symbol manipulation before the governing model is clear.
- Treating the procedure like a script instead of checking whether the assumptions still hold.
- Stopping at the answer line without explaining what the result means in context.

Family-level errors to watch for

- Practicing only untimed and mistaking familiarity for readiness.
- Reviewing missed questions passively instead of classifying the error.
- Failing to develop a repeatable pacing and triage routine.

Chapter 2

Chapter 2 Core methods and notation discipline

Chapter purpose

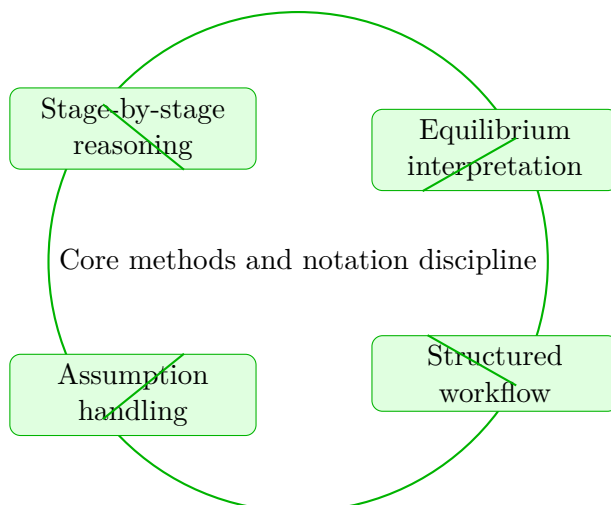
Separation Processes concentrates on stage-by-stage reasoning and equilibrium interpretation in the context of separation strategy and staged process design.

This chapter sits in the middle of Separation Processes. It develops Stage-by-stage reasoning, Equilibrium interpretation, Structured workflow, and Assumption handling so that the student can move from explanation to execution without losing the thread of the course.

This chapter is not only about what to know; it is about how to show that knowledge reliably under test conditions. The text therefore combines content review with process habits such as pacing, triage, notation discipline, and post-question correction.

Core ideas

- Stage-by-stage reasoning
- Equilibrium interpretation
- Structured workflow
- Assumption handling



How to think through this chapter

Method in this family starts with identifying the prompt type, deciding how much time the question deserves, and selecting the fastest defensible path. Students should always review wrong answers for pattern, not just for the one missed fact.

When working this chapter, keep the following question active: @@TOKEN_0@@ A good student answer should connect setup, assumptions, and conclusion instead of only chasing a final number or sentence.

Separation Processes concentrates on stage-by-stage reasoning and equilibrium interpretation in the context of separation strategy and staged process design.

Why Core methods and notation discipline matters in Separation Processes

Core methods and notation discipline is not just another topic block. It is where students learn to organize their thinking so that stage-by-stage reasoning becomes a deliberate tool instead of a memorized step list.

Summit treats this lesson as applied reasoning: students should be able to say what the model is doing, what assumptions it needs, and why the conclusion would hold up under review.

How strong students move through this material

The strongest approach is to begin with the governing idea, then connect it to the problem setup, and only then carry out the detailed work. In this lesson that usually means centering stage-by-stage reasoning before letting algebra, computation, or design detail take over.

When equilibrium interpretation enters the picture, the student should already know what variables,

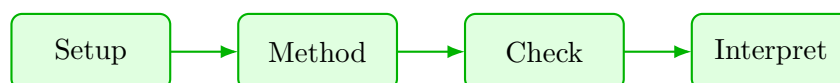
constraints, or interpretations matter. That prevents the work from collapsing into disconnected steps.

What to watch for when the work gets harder

Structured workflow usually separate surface familiarity from real mastery. This is where students need to slow down, keep notation disciplined, and explain why the method choice still fits the problem.

A top-quality solution is not just correct. It is organized, explicit about assumptions, and clear enough that another engineer or instructor could audit the logic without guessing what was meant.

Worked example



@@TOKEN_0@@ Outline a complete separation processes approach that uses stage-by-stage reasoning to reason through equilibrium interpretation.

1. Start by identifying the governing principle behind stage-by-stage reasoning and state the assumptions that make it valid in this setting.
2. Define the variables, coordinate choices, constraints, or design criteria that control equilibrium interpretation.
3. Carry the method through in a disciplined sequence, showing where stage-by-stage reasoning shapes the setup and intermediate steps.
4. Close with an engineering interpretation that explains what the result means and why the conclusion is reasonable.

Read this example twice: once for the flow of ideas and once for the technical structure of the solution.

Worked-through guided example

@@TOKEN_0@@ Work a separation processes problem built around stage-by-stage reasoning. Explain the setup, the governing method, and the final conclusion you would defend.

1. State why stage-by-stage reasoning is the controlling idea in this problem.
2. List the variables, assumptions, and governing relationships before trying to solve.

3. Carry the reasoning forward in a clean sequence and end with a technical interpretation.

A complete solution begins from stage-by-stage reasoning, applies the correct course method, and closes with a written interpretation that explains why the result is reasonable.

Instructor commentary

Students should annotate this chapter for structure, not just facts. Mark where the argument changes direction, where the method requires a hidden assumption, and where the conclusion becomes more general than the worked example. If the chapter feels easy while you are reading it but difficult when you close the page, you have not yet converted recognition into mastery.

The right pattern is learn, retrieve, time yourself, review errors, and then repeat on a mixed set.

Practice while you read

Core methods and notation discipline guided practice

Separation Processes concentrates on stage-by-stage reasoning and equilibrium interpretation in the context of separation strategy and staged process design.

@@TOKEN_0@@ Work a separation processes problem built around stage-by-stage reasoning. Explain the setup, the governing method, and the final conclusion you would defend.

- Hint: Return to the key idea stage-by-stage reasoning and identify what assumptions, variables, or constraints must be fixed before you work forward.
- Step 1: State why stage-by-stage reasoning is the controlling idea in this problem.
- Step 2: List the variables, assumptions, and governing relationships before trying to solve.
- Step 3: Carry the reasoning forward in a clean sequence and end with a technical interpretation.
- Checkpoint: A strong checkpoint answer identifies stage-by-stage reasoning, builds a disciplined setup, and defends a final conclusion.

@@TOKEN_0@@ Work a separation processes problem built around equilibrium interpretation. Explain the setup, the governing method, and the final conclusion you would defend.

- Hint: Return to the key idea equilibrium interpretation and identify what assumptions, variables, or constraints must be fixed before you work forward.
- Step 1: State why equilibrium interpretation is the controlling idea in this problem.
- Step 2: List the variables, assumptions, and governing relationships before trying to solve.
- Step 3: Carry the reasoning forward in a clean sequence and end with a technical interpretation.
- Checkpoint: A strong checkpoint answer identifies equilibrium interpretation, builds a disciplined setup, and defends a final conclusion.

Chapter homework

@@TOKEN_0@@ Separation Processes concentrates on stage-by-stage reasoning and equilibrium interpretation in the context of separation strategy and staged process design.

1. Complete a full separation processes problem centered on stage-by-stage reasoning. State the setup, the governing method, and the engineering conclusion you would defend.
2. Complete a full separation processes problem centered on equilibrium interpretation. State the setup, the governing method, and the engineering conclusion you would defend.
3. Complete a full separation processes problem centered on structured workflow. State the setup, the governing method, and the engineering conclusion you would defend.
4. Complete a full separation processes problem centered on assumption handling. State the setup, the governing method, and the engineering conclusion you would defend.

Answers for these homework problems appear in the back-of-book answer key.

Chapter summary and study notes

- Explain when stage-by-stage reasoning is the right tool and when it is not.
- Carry a full solution or analysis from setup to conclusion without skipping assumptions.
- Use notation, units, and technical language clearly enough for formal grading.

Study tips

- Name the governing idea first: Stage-by-stage reasoning.
- Write down assumptions and constraints before pushing through calculations or design choices.
- End every serious solution with a technical interpretation, not only a final number or label.

Common traps

- Jumping into symbol manipulation before the governing model is clear.
- Treating the procedure like a script instead of checking whether the assumptions still hold.
- Stopping at the answer line without explaining what the result means in context.

Family-level errors to watch for

- Practicing only untimed and mistaking familiarity for readiness.
- Reviewing missed questions passively instead of classifying the error.
- Failing to develop a repeatable pacing and triage routine.

Chapter 3

Chapter 3 Extended methods and decision workflow

Chapter purpose

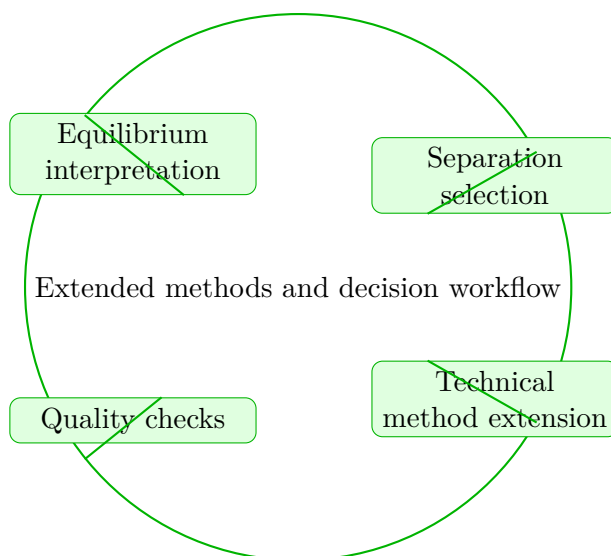
Separation Processes concentrates on equilibrium interpretation and separation selection in the context of separation strategy and staged process design.

This chapter sits in the middle of Separation Processes. It develops Equilibrium interpretation, Separation selection, Technical method extension, and Quality checks so that the student can move from explanation to execution without losing the thread of the course.

This chapter is not only about what to know; it is about how to show that knowledge reliably under test conditions. The text therefore combines content review with process habits such as pacing, triage, notation discipline, and post-question correction.

Core ideas

- Equilibrium interpretation
- Separation selection
- Technical method extension
- Quality checks



How to think through this chapter

Method in this family starts with identifying the prompt type, deciding how much time the question deserves, and selecting the fastest defensible path. Students should always review wrong answers for pattern, not just for the one missed fact.

When working this chapter, keep the following question active: @@TOKEN_0@@ A good student answer should connect setup, assumptions, and conclusion instead of only chasing a final number or sentence.

Separation Processes concentrates on equilibrium interpretation and separation selection in the context of separation strategy and staged process design.

Why Extended methods and decision workflow matters in Separation Processes

Extended methods and decision workflow is not just another topic block. It is where students learn to organize their thinking so that equilibrium interpretation becomes a deliberate tool instead of a memorized step list.

Summit treats this lesson as applied reasoning: students should be able to say what the model is doing, what assumptions it needs, and why the conclusion would hold up under review.

How strong students move through this material

The strongest approach is to begin with the governing idea, then connect it to the problem setup, and only then carry out the detailed work. In this lesson that usually means centering equilibrium interpretation before letting algebra, computation, or design detail take over.

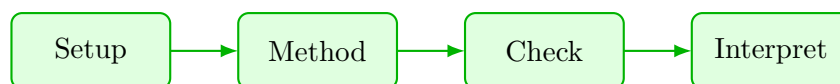
When separation selection enters the picture, the student should already know what variables, constraints, or interpretations matter. That prevents the work from collapsing into disconnected steps.

What to watch for when the work gets harder

Technical method extension usually separate surface familiarity from real mastery. This is where students need to slow down, keep notation disciplined, and explain why the method choice still fits the problem.

A top-quality solution is not just correct. It is organized, explicit about assumptions, and clear enough that another engineer or instructor could audit the logic without guessing what was meant.

Worked example



@@TOKEN_0@@ Outline a complete separation processes approach that uses equilibrium interpretation to reason through separation selection.

1. Start by identifying the governing principle behind equilibrium interpretation and state the assumptions that make it valid in this setting.
2. Define the variables, coordinate choices, constraints, or design criteria that control separation selection.
3. Carry the method through in a disciplined sequence, showing where equilibrium interpretation shapes the setup and intermediate steps.
4. Close with an engineering interpretation that explains what the result means and why the conclusion is reasonable.

Read this example twice: once for the flow of ideas and once for the technical structure of the solution.

Worked-through guided example

@@TOKEN_0@@ Work a separation processes problem built around equilibrium interpretation. Explain the setup, the governing method, and the final conclusion you would defend.

1. State why equilibrium interpretation is the controlling idea in this problem.
2. List the variables, assumptions, and governing relationships before trying to solve.

3. Carry the reasoning forward in a clean sequence and end with a technical interpretation.

A complete solution begins from equilibrium interpretation, applies the correct course method, and closes with a written interpretation that explains why the result is reasonable.

Instructor commentary

Students should annotate this chapter for structure, not just facts. Mark where the argument changes direction, where the method requires a hidden assumption, and where the conclusion becomes more general than the worked example. If the chapter feels easy while you are reading it but difficult when you close the page, you have not yet converted recognition into mastery.

The right pattern is learn, retrieve, time yourself, review errors, and then repeat on a mixed set.

Practice while you read

Extended methods and decision workflow guided practice

Separation Processes concentrates on equilibrium interpretation and separation selection in the context of separation strategy and staged process design.

@@TOKEN_0@@ Work a separation processes problem built around equilibrium interpretation. Explain the setup, the governing method, and the final conclusion you would defend.

- Hint: Return to the key idea equilibrium interpretation and identify what assumptions, variables, or constraints must be fixed before you work forward.
- Step 1: State why equilibrium interpretation is the controlling idea in this problem.
- Step 2: List the variables, assumptions, and governing relationships before trying to solve.
- Step 3: Carry the reasoning forward in a clean sequence and end with a technical interpretation.
- Checkpoint: A strong checkpoint answer identifies equilibrium interpretation, builds a disciplined setup, and defends a final conclusion.

@@TOKEN_0@@ Work a separation processes problem built around separation selection. Explain the setup, the governing method, and the final conclusion you would defend.

- Hint: Return to the key idea separation selection and identify what assumptions, variables, or constraints must be fixed before you work forward.
- Step 1: State why separation selection is the controlling idea in this problem.
- Step 2: List the variables, assumptions, and governing relationships before trying to solve.
- Step 3: Carry the reasoning forward in a clean sequence and end with a technical interpretation.
- Checkpoint: A strong checkpoint answer identifies separation selection, builds a disciplined setup, and defends a final conclusion.

Chapter homework

@@TOKEN_0@@ Separation Processes concentrates on equilibrium interpretation and separation selection in the context of separation strategy and staged process design.

1. Complete a full separation processes problem centered on equilibrium interpretation. State the setup, the governing method, and the engineering conclusion you would defend.
2. Complete a full separation processes problem centered on separation selection. State the setup, the governing method, and the engineering conclusion you would defend.
3. Complete a full separation processes problem centered on technical method extension. State the setup, the governing method, and the engineering conclusion you would defend.
4. Complete a full separation processes problem centered on quality checks. State the setup, the governing method, and the engineering conclusion you would defend.

Answers for these homework problems appear in the back-of-book answer key.

Chapter summary and study notes

- Explain when equilibrium interpretation is the right tool and when it is not.
- Carry a full solution or analysis from setup to conclusion without skipping assumptions.
- Use notation, units, and technical language clearly enough for formal grading.

Study tips

- Name the governing idea first: Equilibrium interpretation.
- Write down assumptions and constraints before pushing through calculations or design choices.
- End every serious solution with a technical interpretation, not only a final number or label.

Common traps

- Jumping into symbol manipulation before the governing model is clear.
- Treating the procedure like a script instead of checking whether the assumptions still hold.
- Stopping at the answer line without explaining what the result means in context.

Family-level errors to watch for

- Practicing only untimed and mistaking familiarity for readiness.
- Reviewing missed questions passively instead of classifying the error.
- Failing to develop a repeatable pacing and triage routine.

Chapter 4

Chapter 4 Applications and system interpretation

Chapter purpose

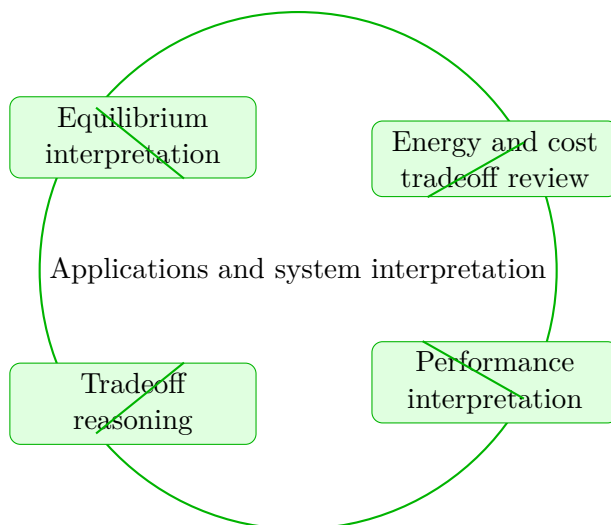
Separation Processes concentrates on equilibrium interpretation and energy and cost tradeoff review in the context of separation strategy and staged process design.

This chapter sits in the middle of Separation Processes. It develops Equilibrium interpretation, Energy and cost tradeoff review, Performance interpretation, and Tradeoff reasoning so that the student can move from explanation to execution without losing the thread of the course.

This chapter is not only about what to know; it is about how to show that knowledge reliably under test conditions. The text therefore combines content review with process habits such as pacing, triage, notation discipline, and post-question correction.

Core ideas

- Equilibrium interpretation
- Energy and cost tradeoff review
- Performance interpretation
- Tradeoff reasoning



How to think through this chapter

Method in this family starts with identifying the prompt type, deciding how much time the question deserves, and selecting the fastest defensible path. Students should always review wrong answers for pattern, not just for the one missed fact.

When working this chapter, keep the following question active: @@TOKEN_0@@ A good student answer should connect setup, assumptions, and conclusion instead of only chasing a final number or sentence.

Separation Processes concentrates on equilibrium interpretation and energy and cost tradeoff review in the context of separation strategy and staged process design.

Why Applications and system interpretation matters in Separation Processes

Applications and system interpretation is not just another topic block. It is where students learn to organize their thinking so that equilibrium interpretation becomes a deliberate tool instead of a memorized step list.

Summit treats this lesson as applied reasoning: students should be able to say what the model is doing, what assumptions it needs, and why the conclusion would hold up under review.

How strong students move through this material

The strongest approach is to begin with the governing idea, then connect it to the problem setup, and only then carry out the detailed work. In this lesson that usually means centering equilibrium interpretation before letting algebra, computation, or design detail take over.

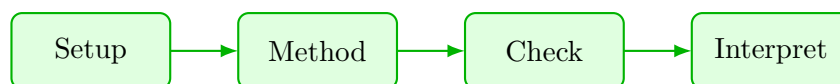
When energy and cost tradeoff review enters the picture, the student should already know what variables, constraints, or interpretations matter. That prevents the work from collapsing into disconnected steps.

What to watch for when the work gets harder

Performance interpretation usually separate surface familiarity from real mastery. This is where students need to slow down, keep notation disciplined, and explain why the method choice still fits the problem.

A top-quality solution is not just correct. It is organized, explicit about assumptions, and clear enough that another engineer or instructor could audit the logic without guessing what was meant.

Worked example



@@TOKEN_0@@ Outline a complete separation processes approach that uses equilibrium interpretation to reason through energy and cost tradeoff review.

1. Start by identifying the governing principle behind equilibrium interpretation and state the assumptions that make it valid in this setting.
2. Define the variables, coordinate choices, constraints, or design criteria that control energy and cost tradeoff review.
3. Carry the method through in a disciplined sequence, showing where equilibrium interpretation shapes the setup and intermediate steps.
4. Close with an engineering interpretation that explains what the result means and why the conclusion is reasonable.

Read this example twice: once for the flow of ideas and once for the technical structure of the solution.

Worked-through guided example

@@TOKEN_0@@ Work a separation processes problem built around equilibrium interpretation. Explain the setup, the governing method, and the final conclusion you would defend.

1. State why equilibrium interpretation is the controlling idea in this problem.
2. List the variables, assumptions, and governing relationships before trying to solve.

3. Carry the reasoning forward in a clean sequence and end with a technical interpretation.

A complete solution begins from equilibrium interpretation, applies the correct course method, and closes with a written interpretation that explains why the result is reasonable.

Instructor commentary

Students should annotate this chapter for structure, not just facts. Mark where the argument changes direction, where the method requires a hidden assumption, and where the conclusion becomes more general than the worked example. If the chapter feels easy while you are reading it but difficult when you close the page, you have not yet converted recognition into mastery.

The right pattern is learn, retrieve, time yourself, review errors, and then repeat on a mixed set.

Practice while you read

Applications and system interpretation guided practice

Separation Processes concentrates on equilibrium interpretation and energy and cost tradeoff review in the context of separation strategy and staged process design.

@@TOKEN_0@@ Work a separation processes problem built around equilibrium interpretation. Explain the setup, the governing method, and the final conclusion you would defend.

- Hint: Return to the key idea equilibrium interpretation and identify what assumptions, variables, or constraints must be fixed before you work forward.
- Step 1: State why equilibrium interpretation is the controlling idea in this problem.
- Step 2: List the variables, assumptions, and governing relationships before trying to solve.
- Step 3: Carry the reasoning forward in a clean sequence and end with a technical interpretation.
- Checkpoint: A strong checkpoint answer identifies equilibrium interpretation, builds a disciplined setup, and defends a final conclusion.

@@TOKEN_0@@ Work a separation processes problem built around energy and cost tradeoff review. Explain the setup, the governing method, and the final conclusion you would defend.

- Hint: Return to the key idea energy and cost tradeoff review and identify what assumptions, variables, or constraints must be fixed before you work forward.
- Step 1: State why energy and cost tradeoff review is the controlling idea in this problem.
- Step 2: List the variables, assumptions, and governing relationships before trying to solve.
- Step 3: Carry the reasoning forward in a clean sequence and end with a technical interpretation.
- Checkpoint: A strong checkpoint answer identifies energy and cost tradeoff review, builds a disciplined setup, and defends a final conclusion.

Chapter homework

@@TOKEN_0@@ Separation Processes concentrates on equilibrium interpretation and energy and cost tradeoff review in the context of separation strategy and staged process design.

1. Complete a full separation processes problem centered on equilibrium interpretation. State the setup, the governing method, and the engineering conclusion you would defend.
2. Complete a full separation processes problem centered on energy and cost tradeoff review. State the setup, the governing method, and the engineering conclusion you would defend.
3. Complete a full separation processes problem centered on performance interpretation. State the setup, the governing method, and the engineering conclusion you would defend.
4. Complete a full separation processes problem centered on tradeoff reasoning. State the setup, the governing method, and the engineering conclusion you would defend.

Answers for these homework problems appear in the back-of-book answer key.

Chapter summary and study notes

- Explain when equilibrium interpretation is the right tool and when it is not.
- Carry a full solution or analysis from setup to conclusion without skipping assumptions.
- Use notation, units, and technical language clearly enough for formal grading.

Study tips

- Name the governing idea first: Equilibrium interpretation.
- Write down assumptions and constraints before pushing through calculations or design choices.
- End every serious solution with a technical interpretation, not only a final number or label.

Common traps

- Jumping into symbol manipulation before the governing model is clear.
- Treating the procedure like a script instead of checking whether the assumptions still hold.
- Stopping at the answer line without explaining what the result means in context.

Family-level errors to watch for

- Practicing only untimed and mistaking familiarity for readiness.
- Reviewing missed questions passively instead of classifying the error.
- Failing to develop a repeatable pacing and triage routine.

Chapter 5

Chapter 5 Integrated casework and professional communication

Chapter purpose

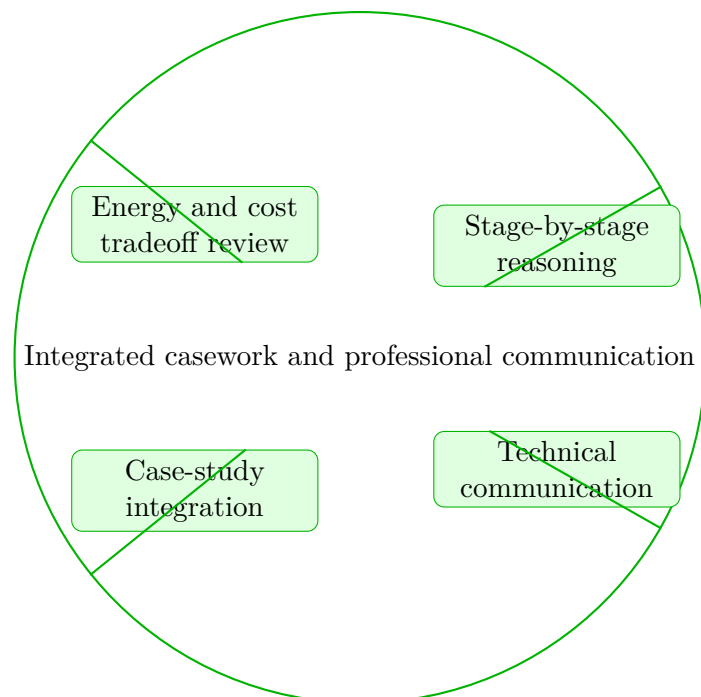
Separation Processes concentrates on energy and cost tradeoff review and stage-by-stage reasoning in the context of separation strategy and staged process design.

This chapter sits in the middle of Separation Processes. It develops Energy and cost tradeoff review, Stage-by-stage reasoning, Technical communication, and Case-study integration so that the student can move from explanation to execution without losing the thread of the course.

This chapter is not only about what to know; it is about how to show that knowledge reliably under test conditions. The text therefore combines content review with process habits such as pacing, triage, notation discipline, and post-question correction.

Core ideas

- Energy and cost tradeoff review
- Stage-by-stage reasoning
- Technical communication
- Case-study integration



How to think through this chapter

Method in this family starts with identifying the prompt type, deciding how much time the question deserves, and selecting the fastest defensible path. Students should always review wrong answers for pattern, not just for the one missed fact.

When working this chapter, keep the following question active: @@TOKEN_0@@ A good student answer should connect setup, assumptions, and conclusion instead of only chasing a final number or sentence.

Separation Processes concentrates on energy and cost tradeoff review and stage-by-stage reasoning in the context of separation strategy and staged process design.

Why Integrated casework and professional communication matters in Separation Processes

Integrated casework and professional communication is not just another topic block. It is where students learn to organize their thinking so that energy and cost tradeoff review becomes a deliberate tool instead of a memorized step list.

Summit treats this lesson as applied reasoning: students should be able to say what the model is doing, what assumptions it needs, and why the conclusion would hold up under review.

How strong students move through this material

The strongest approach is to begin with the governing idea, then connect it to the problem setup, and only then carry out the detailed work. In this lesson that usually means centering energy and cost tradeoff review before letting algebra, computation, or design detail take over.

When stage-by-stage reasoning enters the picture, the student should already know what variables, constraints, or interpretations matter. That prevents the work from collapsing into disconnected steps.

What to watch for when the work gets harder

Technical communication usually separate surface familiarity from real mastery. This is where students need to slow down, keep notation disciplined, and explain why the method choice still fits the problem.

A top-quality solution is not just correct. It is organized, explicit about assumptions, and clear enough that another engineer or instructor could audit the logic without guessing what was meant.

Worked example



@@TOKEN_0@@ Outline a complete separation processes approach that uses energy and cost tradeoff review to reason through stage-by-stage reasoning.

1. Start by identifying the governing principle behind energy and cost tradeoff review and state the assumptions that make it valid in this setting.
2. Define the variables, coordinate choices, constraints, or design criteria that control stage-by-stage reasoning.
3. Carry the method through in a disciplined sequence, showing where energy and cost tradeoff review shapes the setup and intermediate steps.
4. Close with an engineering interpretation that explains what the result means and why the conclusion is reasonable.

Read this example twice: once for the flow of ideas and once for the technical structure of the solution.

Worked-through guided example

@@TOKEN_0@@ Work a separation processes problem built around energy and cost tradeoff review. Explain the setup, the governing method, and the final conclusion you would defend.

1. State why energy and cost tradeoff review is the controlling idea in this problem.
2. List the variables, assumptions, and governing relationships before trying to solve.
3. Carry the reasoning forward in a clean sequence and end with a technical interpretation.

A complete solution begins from energy and cost tradeoff review, applies the correct course method, and closes with a written interpretation that explains why the result is reasonable.

Instructor commentary

Students should annotate this chapter for structure, not just facts. Mark where the argument changes direction, where the method requires a hidden assumption, and where the conclusion becomes more general than the worked example. If the chapter feels easy while you are reading it but difficult when you close the page, you have not yet converted recognition into mastery.

The right pattern is learn, retrieve, time yourself, review errors, and then repeat on a mixed set.

Practice while you read

Integrated casework and professional communication guided practice

Separation Processes concentrates on energy and cost tradeoff review and stage-by-stage reasoning in the context of separation strategy and staged process design.

@@TOKEN_0@@ Work a separation processes problem built around energy and cost tradeoff review. Explain the setup, the governing method, and the final conclusion you would defend.

- Hint: Return to the key idea energy and cost tradeoff review and identify what assumptions, variables, or constraints must be fixed before you work forward.
- Step 1: State why energy and cost tradeoff review is the controlling idea in this problem.
- Step 2: List the variables, assumptions, and governing relationships before trying to solve.
- Step 3: Carry the reasoning forward in a clean sequence and end with a technical interpretation.
- Checkpoint: A strong checkpoint answer identifies energy and cost tradeoff review, builds a disciplined setup, and defends a final conclusion.

@@TOKEN_0@@ Work a separation processes problem built around stage-by-stage reasoning. Explain the setup, the governing method, and the final conclusion you would defend.

- Hint: Return to the key idea stage-by-stage reasoning and identify what assumptions, variables, or constraints must be fixed before you work forward.
- Step 1: State why stage-by-stage reasoning is the controlling idea in this problem.
- Step 2: List the variables, assumptions, and governing relationships before trying to solve.
- Step 3: Carry the reasoning forward in a clean sequence and end with a technical interpretation.
- Checkpoint: A strong checkpoint answer identifies stage-by-stage reasoning, builds a disciplined setup, and defends a final conclusion.

Chapter homework

@@TOKEN_0@@ Separation Processes concentrates on energy and cost tradeoff review and stage-by-stage reasoning in the context of separation strategy and staged process design.

1. Complete a full separation processes problem centered on energy and cost tradeoff review. State the setup, the governing method, and the engineering conclusion you would defend.
2. Complete a full separation processes problem centered on stage-by-stage reasoning. State the setup, the governing method, and the engineering conclusion you would defend.
3. Complete a full separation processes problem centered on technical communication. State the setup, the governing method, and the engineering conclusion you would defend.
4. Complete a full separation processes problem centered on case-study integration. State the setup, the governing method, and the engineering conclusion you would defend.

Answers for these homework problems appear in the back-of-book answer key.

Chapter summary and study notes

- Explain when energy and cost tradeoff review is the right tool and when it is not.
- Carry a full solution or analysis from setup to conclusion without skipping assumptions.
- Use notation, units, and technical language clearly enough for formal grading.

Study tips

- Name the governing idea first: Energy and cost tradeoff review.
- Write down assumptions and constraints before pushing through calculations or design choices.
- End every serious solution with a technical interpretation, not only a final number or label.

Common traps

- Jumping into symbol manipulation before the governing model is clear.
- Treating the procedure like a script instead of checking whether the assumptions still hold.
- Stopping at the answer line without explaining what the result means in context.

Family-level errors to watch for

- Practicing only untimed and mistaking familiarity for readiness.
- Reviewing missed questions passively instead of classifying the error.
- Failing to develop a repeatable pacing and triage routine.

Chapter 6

Chapter 6 Cumulative review and official assessment

Chapter purpose

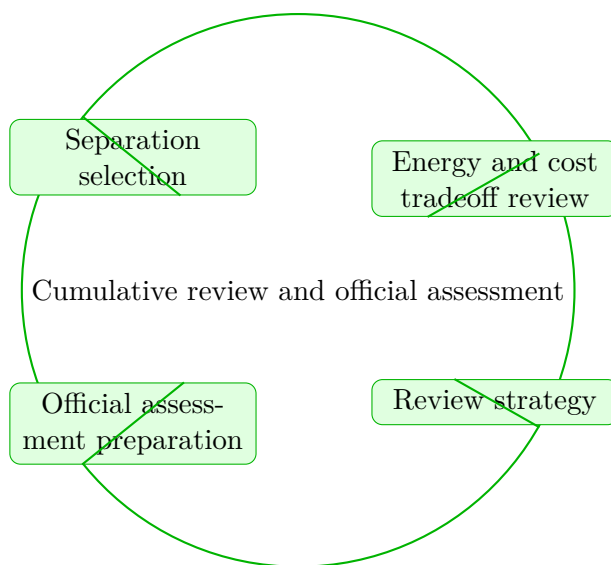
Separation Processes concentrates on separation selection and energy and cost tradeoff review in the context of separation strategy and staged process design.

This chapter sits at the end of Separation Processes. It develops Separation selection, Energy and cost tradeoff review, Review strategy, and Official assessment preparation so that the student can move from explanation to execution without losing the thread of the course.

This chapter is not only about what to know; it is about how to show that knowledge reliably under test conditions. The text therefore combines content review with process habits such as pacing, triage, notation discipline, and post-question correction.

Core ideas

- Separation selection
- Energy and cost tradeoff review
- Review strategy
- Official assessment preparation



How to think through this chapter

Method in this family starts with identifying the prompt type, deciding how much time the question deserves, and selecting the fastest defensible path. Students should always review wrong answers for pattern, not just for the one missed fact.

When working this chapter, keep the following question active: @@TOKEN_0@@ A good student answer should connect setup, assumptions, and conclusion instead of only chasing a final number or sentence.

Separation Processes concentrates on separation selection and energy and cost tradeoff review in the context of separation strategy and staged process design.

Why Cumulative review and official assessment matters in Separation Processes

Cumulative review and official assessment is not just another topic block. It is where students learn to organize their thinking so that separation selection becomes a deliberate tool instead of a memorized step list.

Summit treats this lesson as applied reasoning: students should be able to say what the model is doing, what assumptions it needs, and why the conclusion would hold up under review.

How strong students move through this material

The strongest approach is to begin with the governing idea, then connect it to the problem setup, and only then carry out the detailed work. In this lesson that usually means centering separation selection before letting algebra, computation, or design detail take over.

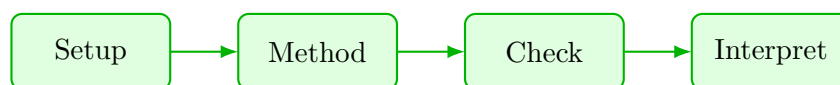
When energy and cost tradeoff review enters the picture, the student should already know what variables, constraints, or interpretations matter. That prevents the work from collapsing into disconnected steps.

What to watch for when the work gets harder

Review strategy usually separate surface familiarity from real mastery. This is where students need to slow down, keep notation disciplined, and explain why the method choice still fits the problem.

A top-quality solution is not just correct. It is organized, explicit about assumptions, and clear enough that another engineer or instructor could audit the logic without guessing what was meant.

Worked example



@@TOKEN_0@@ Outline a complete separation processes approach that uses separation selection to reason through energy and cost tradeoff review.

1. Start by identifying the governing principle behind separation selection and state the assumptions that make it valid in this setting.
2. Define the variables, coordinate choices, constraints, or design criteria that control energy and cost tradeoff review.
3. Carry the method through in a disciplined sequence, showing where separation selection shapes the setup and intermediate steps.
4. Close with an engineering interpretation that explains what the result means and why the conclusion is reasonable.

Read this example twice: once for the flow of ideas and once for the technical structure of the solution.

Worked-through guided example

@@TOKEN_0@@ Work a separation processes problem built around separation selection. Explain the setup, the governing method, and the final conclusion you would defend.

1. State why separation selection is the controlling idea in this problem.
2. List the variables, assumptions, and governing relationships before trying to solve.

3. Carry the reasoning forward in a clean sequence and end with a technical interpretation.

A complete solution begins from separation selection, applies the correct course method, and closes with a written interpretation that explains why the result is reasonable.

Instructor commentary

Students should annotate this chapter for structure, not just facts. Mark where the argument changes direction, where the method requires a hidden assumption, and where the conclusion becomes more general than the worked example. If the chapter feels easy while you are reading it but difficult when you close the page, you have not yet converted recognition into mastery.

The right pattern is learn, retrieve, time yourself, review errors, and then repeat on a mixed set.

Practice while you read

Cumulative review and official assessment guided practice

Separation Processes concentrates on separation selection and energy and cost tradeoff review in the context of separation strategy and staged process design.

@@TOKEN_0@@ Work a separation processes problem built around separation selection. Explain the setup, the governing method, and the final conclusion you would defend.

- Hint: Return to the key idea separation selection and identify what assumptions, variables, or constraints must be fixed before you work forward.
- Step 1: State why separation selection is the controlling idea in this problem.
- Step 2: List the variables, assumptions, and governing relationships before trying to solve.
- Step 3: Carry the reasoning forward in a clean sequence and end with a technical interpretation.
- Checkpoint: A strong checkpoint answer identifies separation selection, builds a disciplined setup, and defends a final conclusion.

@@TOKEN_0@@ Work a separation processes problem built around energy and cost tradeoff review. Explain the setup, the governing method, and the final conclusion you would defend.

- Hint: Return to the key idea energy and cost tradeoff review and identify what assumptions, variables, or constraints must be fixed before you work forward.
- Step 1: State why energy and cost tradeoff review is the controlling idea in this problem.
- Step 2: List the variables, assumptions, and governing relationships before trying to solve.
- Step 3: Carry the reasoning forward in a clean sequence and end with a technical interpretation.
- Checkpoint: A strong checkpoint answer identifies energy and cost tradeoff review, builds a disciplined setup, and defends a final conclusion.

Chapter homework

@@TOKEN_0@@ Separation Processes concentrates on separation selection and energy and cost tradeoff review in the context of separation strategy and staged process design.

1. Complete a full separation processes problem centered on separation selection. State the setup, the governing method, and the engineering conclusion you would defend.
2. Complete a full separation processes problem centered on energy and cost tradeoff review. State the setup, the governing method, and the engineering conclusion you would defend.
3. Complete a full separation processes problem centered on review strategy. State the setup, the governing method, and the engineering conclusion you would defend.
4. Complete a full separation processes problem centered on official assessment preparation. State the setup, the governing method, and the engineering conclusion you would defend.

Answers for these homework problems appear in the back-of-book answer key.

Chapter summary and study notes

- Explain when separation selection is the right tool and when it is not.
- Carry a full solution or analysis from setup to conclusion without skipping assumptions.
- Use notation, units, and technical language clearly enough for formal grading.

Study tips

- Name the governing idea first: Separation selection.
- Write down assumptions and constraints before pushing through calculations or design choices.
- End every serious solution with a technical interpretation, not only a final number or label.

Common traps

- Jumping into symbol manipulation before the governing model is clear.
- Treating the procedure like a script instead of checking whether the assumptions still hold.
- Stopping at the answer line without explaining what the result means in context.

Family-level errors to watch for

- Practicing only untimed and mistaking familiarity for readiness.
- Reviewing missed questions passively instead of classifying the error.
- Failing to develop a repeatable pacing and triage routine.

Chapter 7

Quiz review and official exam preparation

Homework structure

- Homework Set 1: Foundations and governing ideas: 4 graded problems attached to chapter 1.
- Homework Set 2: Core methods and notation discipline: 4 graded problems attached to chapter 2.
- Homework Set 3: Extended methods and decision workflow: 4 graded problems attached to chapter 3.
- Homework Set 4: Applications and system interpretation: 4 graded problems attached to chapter 4.
- Homework Set 5: Integrated casework and professional communication: 4 graded problems attached to chapter 5.
- Homework Set 6: Cumulative review and official assessment: 4 graded problems attached to chapter 6.

Quiz structure

- Quiz 1: Foundations and governing ideas and Core methods and notation discipline: 4 questions, timed, and single-attempt in the live course. Quiz 1 should be taken only after you can solve the chapter homework without outside prompts.
- Quiz 2: Extended methods and decision workflow and Applications and system interpretation: 4 questions, timed, and single-attempt in the live course. Quiz 2 should be taken only after you can solve the chapter homework without outside prompts.
- Quiz 3: Integrated casework and professional communication and Cumulative review and official assessment: 4 questions, timed, and single-attempt in the live course. Quiz 3 should be taken only after you can solve the chapter homework without outside prompts.

Official mastery exam

- Separation Processes cumulative mastery exam: 7 major questions, High rigor, first official attempt locks the course grade.

Separation Processes cumulative mastery exam preparation checklist

- Review every lesson in Separation Processes and be able to explain why each method is used, not only how it is executed.
- Practice complete written solutions, because Summit grades setup quality, assumptions, and interpretation directly.
- Use the guided practice and quizzes until you can explain the method flow without outside prompts.
- Expect the official exam to combine method choice, disciplined setup, and a defended conclusion in the same answer.

How to use this book before assessment

- Read the relevant chapter and rebuild both worked examples without looking.
- Solve the guided practice in the chapter before attempting the graded homework.
- Check your chapter-homework answers only after you complete a full written attempt.
- Review the quiz answer key after each chapter block and classify your errors by concept, setup, algebra, or interpretation.
- Before the official exam, revisit the chapter purposes, homework corrections, and answer-key notes rather than rereading formulas only.

Chapter 9

Back-of-book answers and solution outlines

Guided practice answer key

Chapter 1: Foundations and governing ideas

@@TOKEN_0@@

1. Work a separation processes problem built around separation selection. Explain the setup, the governing method, and the final conclusion you would defend.

- Checkpoint answer: A strong checkpoint answer identifies separation selection, builds a disciplined setup, and defends a final conclusion. - Solution note: A complete solution begins from separation selection, applies the correct course method, and closes with a written interpretation that explains why the result is reasonable.

1. Work a separation processes problem built around stage-by-stage reasoning. Explain the setup, the governing method, and the final conclusion you would defend.

- Checkpoint answer: A strong checkpoint answer identifies stage-by-stage reasoning, builds a disciplined setup, and defends a final conclusion. - Solution note: A complete solution begins from stage-by-stage reasoning, applies the correct course method, and closes with a written interpretation that explains why the result is reasonable.

1. Work a separation processes problem built around notation and conventions. Explain the setup, the governing method, and the final conclusion you would defend.

- Checkpoint answer: A strong checkpoint answer identifies notation and conventions, builds a disciplined setup, and defends a final conclusion. - Solution note: A complete solution begins from notation and conventions, applies the correct course method, and closes with a written interpretation that explains why the result is reasonable.

Chapter 2: Core methods and notation discipline

@@TOKEN_0@@

1. Work a separation processes problem built around stage-by-stage reasoning. Explain the setup, the governing method, and the final conclusion you would defend.

- Checkpoint answer: A strong checkpoint answer identifies stage-by-stage reasoning, builds a disciplined setup, and defends a final conclusion. - Solution note: A complete solution begins from stage-by-stage reasoning, applies the correct course method, and closes with a written interpretation that explains why the result is reasonable.

1. Work a separation processes problem built around equilibrium interpretation. Explain the setup, the governing method, and the final conclusion you would defend.

- Checkpoint answer: A strong checkpoint answer identifies equilibrium interpretation, builds a disciplined setup, and defends a final conclusion. - Solution note: A complete solution begins from equilibrium interpretation, applies the correct course method, and closes with a written interpretation that explains why the result is reasonable.

1. Work a separation processes problem built around structured workflow. Explain the setup, the governing method, and the final conclusion you would defend.

- Checkpoint answer: A strong checkpoint answer identifies structured workflow, builds a disciplined setup, and defends a final conclusion. - Solution note: A complete solution begins from structured workflow, applies the correct course method, and closes with a written interpretation that explains why the result is reasonable.

Chapter 3: Extended methods and decision workflow

@@TOKEN_0@@

1. Work a separation processes problem built around equilibrium interpretation. Explain the setup, the governing method, and the final conclusion you would defend.

- Checkpoint answer: A strong checkpoint answer identifies equilibrium interpretation, builds a disciplined setup, and defends a final conclusion. - Solution note: A complete solution begins from equilibrium interpretation, applies the correct course method, and closes with a written interpretation that explains why the result is reasonable.

1. Work a separation processes problem built around separation selection. Explain the setup, the governing method, and the final conclusion you would defend.

- Checkpoint answer: A strong checkpoint answer identifies separation selection, builds a disciplined setup, and defends a final conclusion. - Solution note: A complete solution begins from separation selection, applies the correct course method, and closes with a written interpretation that explains why the result is reasonable.

1. Work a separation processes problem built around technical method extension. Explain the setup, the governing method, and the final conclusion you would defend.

- Checkpoint answer: A strong checkpoint answer identifies technical method extension, builds a disciplined setup, and defends a final conclusion. - Solution note: A complete solution begins from technical method extension, applies the correct course method, and closes with a written interpretation that explains why the result is reasonable.

Chapter 4: Applications and system interpretation

@@TOKEN_0@@

1. Work a separation processes problem built around equilibrium interpretation. Explain the setup, the governing method, and the final conclusion you would defend.

- Checkpoint answer: A strong checkpoint answer identifies equilibrium interpretation, builds a disciplined setup, and defends a final conclusion. - Solution note: A complete solution begins from equilibrium interpretation, applies the correct course method, and closes with a written interpretation that explains why the result is reasonable.

1. Work a separation processes problem built around energy and cost tradeoff review. Explain the setup, the governing method, and the final conclusion you would defend.

- Checkpoint answer: A strong checkpoint answer identifies energy and cost tradeoff review, builds a disciplined setup, and defends a final conclusion. - Solution note: A complete solution begins from energy and cost tradeoff review, applies the correct course method, and closes with a written interpretation that explains why the result is reasonable.

1. Work a separation processes problem built around performance interpretation. Explain the setup, the governing method, and the final conclusion you would defend.

- Checkpoint answer: A strong checkpoint answer identifies performance interpretation, builds a disciplined setup, and defends a final conclusion. - Solution note: A complete solution begins from performance interpretation, applies the correct course method, and closes with a written interpretation that explains why the result is reasonable.

Chapter 5: Integrated casework and professional communication

@@TOKEN_0@@

1. Work a separation processes problem built around energy and cost tradeoff review. Explain the setup, the governing method, and the final conclusion you would defend.

- Checkpoint answer: A strong checkpoint answer identifies energy and cost tradeoff review, builds a disciplined setup, and defends a final conclusion. - Solution note: A complete solution begins from energy and cost tradeoff review, applies the correct course method, and closes with a written interpretation that explains why the result is reasonable.

1. Work a separation processes problem built around stage-by-stage reasoning. Explain the setup, the governing method, and the final conclusion you would defend.

- Checkpoint answer: A strong checkpoint answer identifies stage-by-stage reasoning, builds a disciplined setup, and defends a final conclusion. - Solution note: A complete solution begins from stage-by-stage reasoning, applies the correct course method, and closes with a written interpretation that explains why the result is reasonable.

1. Work a separation processes problem built around technical communication. Explain the setup, the governing method, and the final conclusion you would defend.

- Checkpoint answer: A strong checkpoint answer identifies technical communication, builds a disciplined setup, and defends a final conclusion. - Solution note: A complete solution begins from technical communication, applies the correct course method, and closes with a written interpretation that explains why the result is reasonable.

Chapter 6: Cumulative review and official assessment

@@TOKEN_0@@

1. Work a separation processes problem built around separation selection. Explain the setup, the governing method, and the final conclusion you would defend.

- Checkpoint answer: A strong checkpoint answer identifies separation selection, builds a disciplined setup, and defends a final conclusion. - Solution note: A complete solution begins from separation selection, applies the correct course method, and closes with a written interpretation that explains why the result is reasonable.

1. Work a separation processes problem built around energy and cost tradeoff review. Explain the setup, the governing method, and the final conclusion you would defend.

- Checkpoint answer: A strong checkpoint answer identifies energy and cost tradeoff review, builds a disciplined setup, and defends a final conclusion. - Solution note: A complete solution begins from energy and cost tradeoff review, applies the correct course method, and closes with a written interpretation that explains why the result is reasonable.

1. Work a separation processes problem built around review strategy. Explain the setup, the governing method, and the final conclusion you would defend.

- Checkpoint answer: A strong checkpoint answer identifies review strategy, builds a disciplined setup, and defends a final conclusion. - Solution note: A complete solution begins from review strategy, applies the correct course method, and closes with a written interpretation that explains why the result is reasonable.

Homework answer key

Homework Set 1: Foundations and governing ideas

1. Complete a full separation processes problem centered on separation selection. State the setup, the governing method, and the engineering conclusion you would defend.

- Answer / solution summary: A strong answer identifies the governing model for separation selection, states assumptions explicitly, works through the key analytical steps, and closes with a technically defensible conclusion tied to the scenario.

1. Complete a full separation processes problem centered on stage-by-stage reasoning. State the setup, the governing method, and the engineering conclusion you would defend.

- Answer / solution summary: A strong answer identifies the governing model for stage-by-stage reasoning, states assumptions explicitly, works through the key analytical steps, and closes with a technically defensible conclusion tied to the scenario.

1. Complete a full separation processes problem centered on notation and conventions. State the setup, the governing method, and the engineering conclusion you would defend.

- Answer / solution summary: A strong answer identifies the governing model for notation and conventions, states assumptions explicitly, works through the key analytical steps, and closes with a technically defensible conclusion tied to the scenario.

1. Complete a full separation processes problem centered on baseline model setup. State the setup, the governing method, and the engineering conclusion you would defend.

- Answer / solution summary: A strong answer identifies the governing model for baseline model setup, states assumptions explicitly, works through the key analytical steps, and closes with a technically defensible conclusion tied to the scenario.

Homework Set 2: Core methods and notation discipline

1. Complete a full separation processes problem centered on stage-by-stage reasoning. State the setup, the governing method, and the engineering conclusion you would defend.

- Answer / solution summary: A strong answer identifies the governing model for stage-by-stage reasoning, states assumptions explicitly, works through the key analytical steps, and closes with a technically defensible conclusion tied to the scenario.

1. Complete a full separation processes problem centered on equilibrium interpretation. State the setup, the governing method, and the engineering conclusion you would defend.

- Answer / solution summary: A strong answer identifies the governing model for equilibrium interpretation, states assumptions explicitly, works through the key analytical steps, and closes with a technically defensible conclusion tied to the scenario.

1. Complete a full separation processes problem centered on structured workflow. State the setup, the governing method, and the engineering conclusion you would defend.

- Answer / solution summary: A strong answer identifies the governing model for structured workflow, states assumptions explicitly, works through the key analytical steps, and closes with a technically defensible conclusion tied to the scenario.

1. Complete a full separation processes problem centered on assumption handling. State the setup, the governing method, and the engineering conclusion you would defend.

- Answer / solution summary: A strong answer identifies the governing model for assumption handling, states assumptions explicitly, works through the key analytical steps, and closes with a technically defensible conclusion tied to the scenario.

Homework Set 3: Extended methods and decision workflow

1. Complete a full separation processes problem centered on equilibrium interpretation. State the setup, the governing method, and the engineering conclusion you would defend.

- Answer / solution summary: A strong answer identifies the governing model for equilibrium interpretation, states assumptions explicitly, works through the key analytical steps, and closes with a technically defensible conclusion tied to the scenario.

1. Complete a full separation processes problem centered on separation selection. State the setup, the governing method, and the engineering conclusion you would defend.

- Answer / solution summary: A strong answer identifies the governing model for separation selection, states assumptions explicitly, works through the key analytical steps, and closes with a technically defensible conclusion tied to the scenario.

1. Complete a full separation processes problem centered on technical method extension. State the setup, the governing method, and the engineering conclusion you would defend.

- Answer / solution summary: A strong answer identifies the governing model for technical method extension, states assumptions explicitly, works through the key analytical steps, and closes with a technically defensible conclusion tied to the scenario.

1. Complete a full separation processes problem centered on quality checks. State the setup, the governing method, and the engineering conclusion you would defend.

- Answer / solution summary: A strong answer identifies the governing model for quality checks, states assumptions explicitly, works through the key analytical steps, and closes with a technically defensible conclusion tied to the scenario.

Homework Set 4: Applications and system interpretation

1. Complete a full separation processes problem centered on equilibrium interpretation. State the setup, the governing method, and the engineering conclusion you would defend.

- Answer / solution summary: A strong answer identifies the governing model for equilibrium interpretation, states assumptions explicitly, works through the key analytical steps, and closes with a technically defensible conclusion tied to the scenario.

1. Complete a full separation processes problem centered on energy and cost tradeoff review. State the setup, the governing method, and the engineering conclusion you would defend.

- Answer / solution summary: A strong answer identifies the governing model for energy and cost tradeoff review, states assumptions explicitly, works through the key analytical steps, and closes with a technically defensible conclusion tied to the scenario.

1. Complete a full separation processes problem centered on performance interpretation. State the setup, the governing method, and the engineering conclusion you would defend.

- Answer / solution summary: A strong answer identifies the governing model for performance interpretation, states assumptions explicitly, works through the key analytical steps, and closes with a technically defensible conclusion tied to the scenario.

1. Complete a full separation processes problem centered on tradeoff reasoning. State the setup, the governing method, and the engineering conclusion you would defend.

- Answer / solution summary: A strong answer identifies the governing model for tradeoff reasoning, states assumptions explicitly, works through the key analytical steps, and closes with a technically defensible conclusion tied to the scenario.

Homework Set 5: Integrated casework and professional communication

1. Complete a full separation processes problem centered on energy and cost tradeoff review. State the setup, the governing method, and the engineering conclusion you would defend.

- Answer / solution summary: A strong answer identifies the governing model for energy and cost tradeoff review, states assumptions explicitly, works through the key analytical steps, and closes with a technically defensible conclusion tied to the scenario.

1. Complete a full separation processes problem centered on stage-by-stage reasoning. State the setup, the governing method, and the engineering conclusion you would defend.

- Answer / solution summary: A strong answer identifies the governing model for stage-by-stage reasoning, states assumptions explicitly, works through the key analytical steps, and closes with a technically defensible conclusion tied to the scenario.

1. Complete a full separation processes problem centered on technical communication. State the setup, the governing method, and the engineering conclusion you would defend.

- Answer / solution summary: A strong answer identifies the governing model for technical communication, states assumptions explicitly, works through the key analytical steps, and closes with a technically defensible conclusion tied to the scenario.

1. Complete a full separation processes problem centered on case-study integration. State the setup, the governing method, and the engineering conclusion you would defend.

- Answer / solution summary: A strong answer identifies the governing model for case-study integration, states assumptions explicitly, works through the key analytical steps, and closes with a technically defensible conclusion tied to the scenario.

Homework Set 6: Cumulative review and official assessment

1. Complete a full separation processes problem centered on separation selection. State the setup, the governing method, and the engineering conclusion you would defend.

- Answer / solution summary: A strong answer identifies the governing model for separation selection, states assumptions explicitly, works through the key analytical steps, and closes with a technically defensible conclusion tied to the scenario.

1. Complete a full separation processes problem centered on energy and cost tradeoff review. State the setup, the governing method, and the engineering conclusion you would defend.

- Answer / solution summary: A strong answer identifies the governing model for energy and cost tradeoff review, states assumptions explicitly, works through the key analytical steps, and closes with a technically defensible conclusion tied to the scenario.

1. Complete a full separation processes problem centered on review strategy. State the setup, the governing method, and the engineering conclusion you would defend.

- Answer / solution summary: A strong answer identifies the governing model for review strategy, states assumptions explicitly, works through the key analytical steps, and closes with a technically defensible conclusion tied to the scenario.

1. Complete a full separation processes problem centered on official assessment preparation. State the setup, the governing method, and the engineering conclusion you would defend.

- Answer / solution summary: A strong answer identifies the governing model for official assessment preparation, states assumptions explicitly, works through the key analytical steps, and closes with a technically defensible conclusion tied to the scenario.

Quiz answer key

Quiz 1: Foundations and governing ideas and Core methods and notation discipline

1. Which topic is a direct priority inside Foundations and governing ideas?

- Answer key: Separation selection. Separation selection is named directly in the Foundations and governing ideas study block and is one of the required ideas for mastery in this course.

1. Which topic is a direct priority inside Foundations and governing ideas?

- Answer key: Stage-by-stage reasoning. Stage-by-stage reasoning is named directly in the Foundations and governing ideas study block and is one of the required ideas for mastery in this course.

1. Which topic is a direct priority inside Core methods and notation discipline?

- Answer key: Stage-by-stage reasoning. Stage-by-stage reasoning is named directly in the Core methods and notation discipline study block and is one of the required ideas for mastery in this course.

1. Which topic is a direct priority inside Core methods and notation discipline?

- Answer key: Equilibrium interpretation. Equilibrium interpretation is named directly in the Core methods and notation discipline study block and is one of the required ideas for mastery in this course.

Quiz 2: Extended methods and decision workflow and Applications and system interpretation

1. Which topic is a direct priority inside Extended methods and decision workflow?

- Answer key: Equilibrium interpretation. Equilibrium interpretation is named directly in the Extended methods and decision workflow study block and is one of the required ideas for mastery in this course.

1. Which topic is a direct priority inside Extended methods and decision workflow?

- Answer key: Separation selection. Separation selection is named directly in the Extended methods and decision workflow study block and is one of the required ideas for mastery in this course.

1. Which topic is a direct priority inside Applications and system interpretation?

- Answer key: Equilibrium interpretation. Equilibrium interpretation is named directly in the Applications and system interpretation study block and is one of the required ideas for mastery in this course.

1. Which topic is a direct priority inside Applications and system interpretation?

- Answer key: Energy and cost tradeoff review. Energy and cost tradeoff review is named directly in the Applications and system interpretation study block and is one of the required ideas for mastery in this course.

Quiz 3: Integrated casework and professional communication and Cumulative review and official assessment

1. Which topic is a direct priority inside Integrated casework and professional communication?

- Answer key: Energy and cost tradeoff review. Energy and cost tradeoff review is named directly in the Integrated casework and professional communication study block and is one of the required ideas for mastery in this course.

1. Which topic is a direct priority inside Integrated casework and professional communication?

- Answer key: Stage-by-stage reasoning. Stage-by-stage reasoning is named directly in the Integrated casework and professional communication study block and is one of the required ideas for mastery in this course.

1. Which topic is a direct priority inside Cumulative review and official assessment?

- Answer key: Separation selection. Separation selection is named directly in the Cumulative review and official assessment study block and is one of the required ideas for mastery in this course.

1. Which topic is a direct priority inside Cumulative review and official assessment?

- Answer key: Energy and cost tradeoff review. Energy and cost tradeoff review is named directly in the Cumulative review and official assessment study block and is one of the required ideas for mastery in this course.

Mastery exam solution outlines

Separation Processes cumulative mastery exam

1. Explain how separation selection is used inside Separation Processes to analyze or design around stage-by-stage reasoning. Give the method, the assumptions that matter, and the conclusion you would stand behind.

- What to show: The governing principle behind separation selection; A disciplined setup for stage-by-stage reasoning; A clear engineering conclusion - Solution outline: A strong solution identifies the governing principle for separation selection before jumping into algebra, computation, or design detail. The work should connect separation selection to stage-by-stage reasoning with explicit assumptions, a defensible setup, and a technically clear conclusion.

1. Explain how stage-by-stage reasoning is used inside Separation Processes to analyze or design around equilibrium interpretation. Give the method, the assumptions that matter, and the conclusion you would stand behind.

- What to show: The governing principle behind stage-by-stage reasoning; A disciplined setup for equilibrium interpretation; A clear engineering conclusion - Solution outline: A strong solution identifies the governing principle for stage-by-stage reasoning before jumping into algebra, computation, or design detail. The work should connect stage-by-stage reasoning to equilibrium interpretation with explicit assumptions, a defensible setup, and a technically clear conclusion.

1. Explain how equilibrium interpretation is used inside Separation Processes to analyze or design around separation selection. Give the method, the assumptions that matter, and the conclusion you would stand behind.

- What to show: The governing principle behind equilibrium interpretation; A disciplined setup for separation selection; A clear engineering conclusion - Solution outline: A strong solution identifies the governing principle for equilibrium interpretation before jumping into algebra, computation, or design detail. The work should connect equilibrium interpretation to separation selection with explicit assumptions, a defensible setup, and a technically clear conclusion.

1. Explain how equilibrium interpretation is used inside Separation Processes to analyze or design around energy and cost tradeoff review. Give the method, the assumptions that matter, and the conclusion you would stand behind.

- What to show: The governing principle behind equilibrium interpretation; A disciplined setup for energy and cost tradeoff review; A clear engineering conclusion - Solution outline: A strong solution identifies the governing principle for equilibrium interpretation before jumping into algebra, computation, or design detail. The work should connect equilibrium interpretation to energy and cost tradeoff review with explicit assumptions, a defensible setup, and a technically clear conclusion.

1. Explain how energy and cost tradeoff review is used inside Separation Processes to analyze or design around stage-by-stage reasoning. Give the method, the assumptions that matter, and the conclusion you would stand behind.

- What to show: The governing principle behind energy and cost tradeoff review; A disciplined setup for stage-by-stage reasoning; A clear engineering conclusion - Solution outline: A strong solution identifies the governing principle for energy and cost tradeoff review before jumping into algebra, computation, or design detail. The work should connect energy and cost tradeoff review to stage-by-stage reasoning with explicit assumptions, a defensible setup, and a technically clear conclusion.

1. Explain how separation selection is used inside Separation Processes to analyze or design around energy and cost tradeoff review. Give the method, the assumptions that matter, and the conclusion you would stand behind.

- What to show: The governing principle behind separation selection; A disciplined setup for energy and cost tradeoff review; A clear engineering conclusion - Solution outline: A strong solution identifies the governing principle for separation selection before jumping into algebra, computation, or design detail. The work should connect separation selection to energy and cost tradeoff review with explicit assumptions, a defensible setup, and a technically clear conclusion.

1. Write a cumulative response that shows how a student in Separation Processes should move from problem statement to defended result. Use the course outcomes to explain what high-quality work looks like.

- What to show: A staged engineering workflow; The assumptions or modeling choices that control the result; A defended final interpretation - Solution outline: A strong answer reflects the course outcome "Explain and use the core workflow behind separation strategy and staged process design." and explains how disciplined setup, method choice, and interpretation fit together. The response should describe a full workflow, not isolated vocabulary words.

Reference note

For the full bibliography behind this textbook, use @@TOKEN_0@@. The answer key in this book is Summit-authored and aligned to the live course runtime.