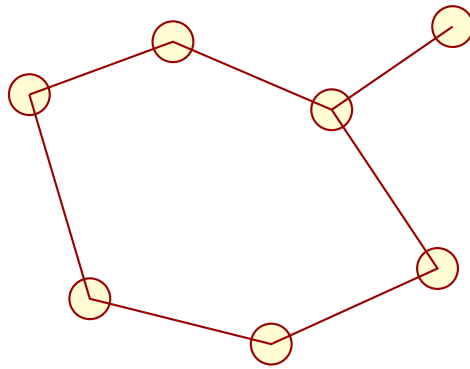


# Summit CCR 401: Career and College Readiness Seminar

Summit fully illustrated textbook edition

---



Original Summit-authored instructional text generated from the live course runtime, bibliography layer, and assessment structure.

March 22, 2026

@@TOKEN\_0@@ Summit first edition draft @@TOKEN\_1@@ high-school @@TOKEN\_2@@ 1  
@@TOKEN\_3@@ 14 weeks @@TOKEN\_4@@ 6-7 hours each week

# Originality note

This textbook is a Summit-authored instructional text. It is informed by the course bibliography in @@TOKEN\_0@@ and by open academic references used elsewhere in Summit, but it does not copy or restate any single commercial textbook.

# How this textbook was built

This book was generated from the live Summit course runtime for Career and College Readiness Seminar: the syllabus, lesson sequence, reading chapters, guided practice, homework sets, quizzes, mastery exam, and workload standard. The design goal is to give a student a usable, course-complete book while preserving original Summit wording and sequencing.

Applications, resumes, interviews, financial aid, time management, and senior transition planning.

World-studies chapters should combine chronology, place, evidence, and interpretation instead of reducing the subject to isolated facts.

This volume is structured as a teaching book rather than a bare note pack. Every chapter contains explanation, worked examples, guided practice, chapter homework, and a rear answer key so the student can study independently and still get disciplined feedback.

# Course use guide

- Read one chapter at a time in sequence; each chapter is aligned to a live lesson block in the course workspace.
- Rebuild the worked examples before attempting the graded homework or quiz material.
- Keep a scratch notebook beside the text and write down assumptions, diagrams, and the points where you usually get stuck.
- Use the course tutor, guided practice, and homework only after you can explain the chapter in your own words.

# Contents

Originality note	ii
How this textbook was built	iii
Course use guide	iv
Course map	vi
Prerequisite and readiness position	vii
Semester workload standard	viii
Reference basis	ix
1 Chapter 1 Foundations and language	1
2 Chapter 2 Reasoning and structure	6
3 Chapter 3 Application and communication	11
4 Chapter 4 Cumulative mastery	17
5 Quiz review and official exam preparation	22
6 Course vocabulary index	24
7 Back-of-book answers and solution outlines	25

# Course map

- 4 live lesson chapters
- 4 graded homework checkpoints
- 2 timed quizzes
- 1 cumulative mastery exam
- 4 declared course outcomes

# Prerequisite and readiness position

This course is a gateway course in the current Summit sequence.

# Semester workload standard

Summit runtime workload label: 6-7 hours each week.

# Reference basis

Primary synthesis anchors from the bibliography for this course (50 listed references total):

1. AP Seminar and AP Research Course and Exam Description
2. The Craft of Research
3. They Say / I Say
4. Writing Arguments
5. AP Seminar Workbook
6. Library Literature
7. Guide to Indian Periodical Literature
8. Acupuncture in Animals

# Chapter 1

## Chapter 1 Foundations and language

### Chapter purpose

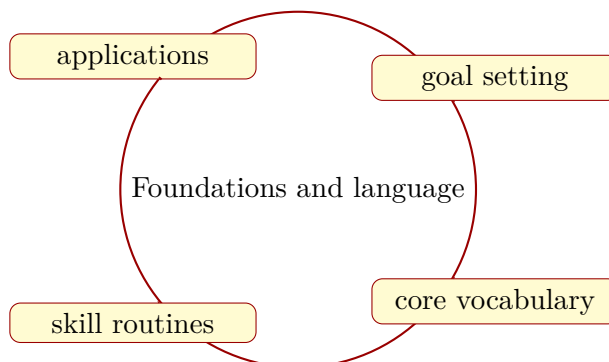
Introduce the baseline language, vocabulary, and structures that students need before Career and College Readiness Seminar can become fluent and flexible.

This chapter sits at the opening of Career and College Readiness Seminar. It develops applications, goal setting, core vocabulary, and skill routines so that the student can move from explanation to execution without losing the thread of the course.

The reader should use this chapter to build context: who is involved, what changed, what stayed continuous, and why the pattern matters. Good study in this family means connecting evidence to interpretation, not memorizing a list of terms or dates.

### Core ideas

- applications
- goal setting
- core vocabulary
- skill routines



## How to think through this chapter

Method begins with sourcing the evidence, locating it in time and place, and then comparing competing interpretations. Students should expect to defend claims with examples, maps, texts, or cases rather than with recall alone.

When working this chapter, keep the following question active: @@TOKEN\_0@@ A good student answer should connect setup, assumptions, and conclusion instead of only chasing a final number or sentence.

Introduce the baseline language, vocabulary, and structures that students need before Career and College Readiness Seminar can become fluent and flexible.

## Why Foundations and language matters in Career and College Readiness Seminar

Foundations and language is not just another topic block. It is where students learn to organize their thinking so that applications becomes a deliberate tool instead of a memorized step list.

Summit treats this lesson as applied reasoning: students should be able to say what the model is doing, what assumptions it needs, and why the conclusion would hold up under review.

## How strong students move through this material

The strongest approach is to begin with the governing idea, then connect it to the problem setup, and only then carry out the detailed work. In this lesson that usually means centering applications before letting algebra, computation, or design detail take over.

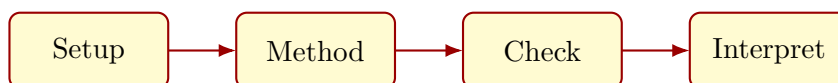
When goal setting enters the picture, the student should already know what variables, constraints, or interpretations matter. That prevents the work from collapsing into disconnected steps.

## What to watch for when the work gets harder

core vocabulary usually separate surface familiarity from real mastery. This is where students need to slow down, keep notation disciplined, and explain why the method choice still fits the problem.

A top-quality solution is not just correct. It is organized, explicit about assumptions, and clear enough that another engineer or instructor could audit the logic without guessing what was meant.

## Worked example



@@TOKEN\_0@@ Outline a complete career and college readiness seminar approach that uses applications to reason through goal setting.

1. Start by identifying the governing principle behind applications and state the assumptions that make it valid in this setting.
2. Define the variables, coordinate choices, constraints, or design criteria that control goal setting.
3. Carry the method through in a disciplined sequence, showing where applications shapes the setup and intermediate steps.
4. Close with an engineering interpretation that explains what the result means and why the conclusion is reasonable.

Read this example twice: once for the flow of ideas and once for the technical structure of the solution.

## Worked-through guided example

@@TOKEN\_0@@ Work a career and college readiness seminar problem built around applications. Explain the setup, the governing method, and the final conclusion you would defend.

1. State why applications is the controlling idea in this problem.
2. List the variables, assumptions, and governing relationships before trying to solve.
3. Carry the reasoning forward in a clean sequence and end with a technical interpretation.

A complete solution begins from applications, applies the correct course method, and closes with a written interpretation that explains why the result is reasonable.

## Instructor commentary

Students should annotate this chapter for structure, not just facts. Mark where the argument changes direction, where the method requires a hidden assumption, and where the conclusion becomes more general than the worked example. If the chapter feels easy while you are reading it but difficult when you close the page, you have not yet converted recognition into mastery.

A productive pattern is timeline, map, key actor, evidence set, and short written interpretation.

## Practice while you read

#### Foundations and language guided practice

Introduce the baseline language, vocabulary, and structures that students need before Career and College Readiness Seminar can become fluent and flexible.

@@TOKEN\_0@@ Work a career and college readiness seminar problem built around applications. Explain the setup, the governing method, and the final conclusion you would defend.

- Hint: Return to the key idea applications and identify what assumptions, variables, or constraints must be fixed before you work forward.
- Step 1: State why applications is the controlling idea in this problem.
- Step 2: List the variables, assumptions, and governing relationships before trying to solve.
- Step 3: Carry the reasoning forward in a clean sequence and end with a technical interpretation.
- Checkpoint: A strong checkpoint answer identifies applications, builds a disciplined setup, and defends a final conclusion.

@@TOKEN\_0@@ Work a career and college readiness seminar problem built around goal setting. Explain the setup, the governing method, and the final conclusion you would defend.

- Hint: Return to the key idea goal setting and identify what assumptions, variables, or constraints must be fixed before you work forward.
- Step 1: State why goal setting is the controlling idea in this problem.
- Step 2: List the variables, assumptions, and governing relationships before trying to solve.
- Step 3: Carry the reasoning forward in a clean sequence and end with a technical interpretation.
- Checkpoint: A strong checkpoint answer identifies goal setting, builds a disciplined setup, and defends a final conclusion.

## Chapter homework

@@TOKEN\_0@@ Introduce the baseline language, vocabulary, and structures that students need before Career and College Readiness Seminar can become fluent and flexible.

1. Complete a full career and college readiness seminar problem centered on applications. State the setup, the governing method, and the engineering conclusion you would defend.
2. Complete a full career and college readiness seminar problem centered on goal setting. State the setup, the governing method, and the engineering conclusion you would defend.
3. Complete a full career and college readiness seminar problem centered on core vocabulary. State the setup, the governing method, and the engineering conclusion you would defend.
4. Complete a full career and college readiness seminar problem centered on skill routines. State the setup, the governing method, and the engineering conclusion you would defend.

Answers for these homework problems appear in the back-of-book answer key.

## Chapter summary and study notes

- Explain when applications is the right tool and when it is not.
- Carry a full solution or analysis from setup to conclusion without skipping assumptions.
- Use notation, units, and technical language clearly enough for formal grading.

## Study tips

- Name the governing idea first: applications.
- Write down assumptions and constraints before pushing through calculations or design choices.
- End every serious solution with a technical interpretation, not only a final number or label.

## Common traps

- Jumping into symbol manipulation before the governing model is clear.
- Treating the procedure like a script instead of checking whether the assumptions still hold.
- Stopping at the answer line without explaining what the result means in context.

## Family-level errors to watch for

- Reducing a chapter to isolated names or dates without context.
- Confusing summary with interpretation.
- Ignoring the evidence base behind a historical, civic, or social claim.

## Chapter 2

# Chapter 2 Reasoning and structure

### Chapter purpose

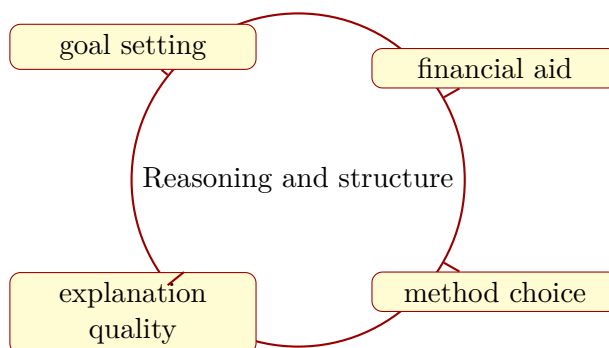
Move beyond vocabulary into the deeper patterns, methods, and reasoning moves that organize Career and College Readiness Seminar.

This chapter sits in the middle of Career and College Readiness Seminar. It develops goal setting, financial aid, method choice, and explanation quality so that the student can move from explanation to execution without losing the thread of the course.

The reader should use this chapter to build context: who is involved, what changed, what stayed continuous, and why the pattern matters. Good study in this family means connecting evidence to interpretation, not memorizing a list of terms or dates.

### Core ideas

- goal setting
- financial aid
- method choice
- explanation quality



## How to think through this chapter

Method begins with sourcing the evidence, locating it in time and place, and then comparing competing interpretations. Students should expect to defend claims with examples, maps, texts, or cases rather than with recall alone.

When working this chapter, keep the following question active: @@TOKEN\_0@@ A good student answer should connect setup, assumptions, and conclusion instead of only chasing a final number or sentence.

Move beyond vocabulary into the deeper patterns, methods, and reasoning moves that organize Career and College Readiness Seminar.

## Why Reasoning and structure matters in Career and College Readiness Seminar

Reasoning and structure is not just another topic block. It is where students learn to organize their thinking so that goal setting becomes a deliberate tool instead of a memorized step list.

Summit treats this lesson as applied reasoning: students should be able to say what the model is doing, what assumptions it needs, and why the conclusion would hold up under review.

## How strong students move through this material

The strongest approach is to begin with the governing idea, then connect it to the problem setup, and only then carry out the detailed work. In this lesson that usually means centering goal setting before letting algebra, computation, or design detail take over.

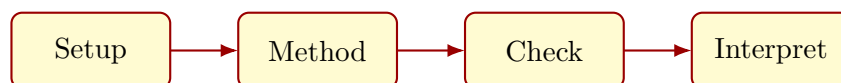
When financial aid enters the picture, the student should already know what variables, constraints, or interpretations matter. That prevents the work from collapsing into disconnected steps.

## What to watch for when the work gets harder

method choice usually separate surface familiarity from real mastery. This is where students need to slow down, keep notation disciplined, and explain why the method choice still fits the problem.

A top-quality solution is not just correct. It is organized, explicit about assumptions, and clear enough that another engineer or instructor could audit the logic without guessing what was meant.

## Worked example



@@TOKEN\_0@@ Outline a complete career and college readiness seminar approach that uses goal setting to reason through financial aid.

1. Start by identifying the governing principle behind goal setting and state the assumptions that make it valid in this setting.
2. Define the variables, coordinate choices, constraints, or design criteria that control financial aid.
3. Carry the method through in a disciplined sequence, showing where goal setting shapes the setup and intermediate steps.
4. Close with an engineering interpretation that explains what the result means and why the conclusion is reasonable.

Read this example twice: once for the flow of ideas and once for the technical structure of the solution.

## Worked-through guided example

@@TOKEN\_0@@ Work a career and college readiness seminar problem built around goal setting. Explain the setup, the governing method, and the final conclusion you would defend.

1. State why goal setting is the controlling idea in this problem.
2. List the variables, assumptions, and governing relationships before trying to solve.
3. Carry the reasoning forward in a clean sequence and end with a technical interpretation.

A complete solution begins from goal setting, applies the correct course method, and closes with a written interpretation that explains why the result is reasonable.

## Instructor commentary

Students should annotate this chapter for structure, not just facts. Mark where the argument changes direction, where the method requires a hidden assumption, and where the conclusion becomes more general than the worked example. If the chapter feels easy while you are reading it but difficult when you close the page, you have not yet converted recognition into mastery.

A productive pattern is timeline, map, key actor, evidence set, and short written interpretation.

## Practice while you read

#### Reasoning and structure guided practice

Move beyond vocabulary into the deeper patterns, methods, and reasoning moves that organize Career and College Readiness Seminar.

@@TOKEN\_0@@ Work a career and college readiness seminar problem built around goal setting. Explain the setup, the governing method, and the final conclusion you would defend.

- Hint: Return to the key idea goal setting and identify what assumptions, variables, or constraints must be fixed before you work forward.
- Step 1: State why goal setting is the controlling idea in this problem.
- Step 2: List the variables, assumptions, and governing relationships before trying to solve.
- Step 3: Carry the reasoning forward in a clean sequence and end with a technical interpretation.
- Checkpoint: A strong checkpoint answer identifies goal setting, builds a disciplined setup, and defends a final conclusion.

@@TOKEN\_0@@ Work a career and college readiness seminar problem built around financial aid. Explain the setup, the governing method, and the final conclusion you would defend.

- Hint: Return to the key idea financial aid and identify what assumptions, variables, or constraints must be fixed before you work forward.
- Step 1: State why financial aid is the controlling idea in this problem.
- Step 2: List the variables, assumptions, and governing relationships before trying to solve.
- Step 3: Carry the reasoning forward in a clean sequence and end with a technical interpretation.
- Checkpoint: A strong checkpoint answer identifies financial aid, builds a disciplined setup, and defends a final conclusion.

## Chapter homework

@@TOKEN\_0@@ Move beyond vocabulary into the deeper patterns, methods, and reasoning moves that organize Career and College Readiness Seminar.

1. Complete a full career and college readiness seminar problem centered on goal setting. State the setup, the governing method, and the engineering conclusion you would defend.
2. Complete a full career and college readiness seminar problem centered on financial aid. State the setup, the governing method, and the engineering conclusion you would defend.
3. Complete a full career and college readiness seminar problem centered on method choice. State the setup, the governing method, and the engineering conclusion you would defend.
4. Complete a full career and college readiness seminar problem centered on explanation quality. State the setup, the governing method, and the engineering conclusion you would defend.

Answers for these homework problems appear in the back-of-book answer key.

## Chapter summary and study notes

- Explain when goal setting is the right tool and when it is not.
- Carry a full solution or analysis from setup to conclusion without skipping assumptions.
- Use notation, units, and technical language clearly enough for formal grading.

## Study tips

- Name the governing idea first: goal setting.
- Write down assumptions and constraints before pushing through calculations or design choices.
- End every serious solution with a technical interpretation, not only a final number or label.

## Common traps

- Jumping into symbol manipulation before the governing model is clear.
- Treating the procedure like a script instead of checking whether the assumptions still hold.
- Stopping at the answer line without explaining what the result means in context.

## Family-level errors to watch for

- Reducing a chapter to isolated names or dates without context.
- Confusing summary with interpretation.
- Ignoring the evidence base behind a historical, civic, or social claim.

## Chapter 3

# Chapter 3 Application and communication

### Chapter purpose

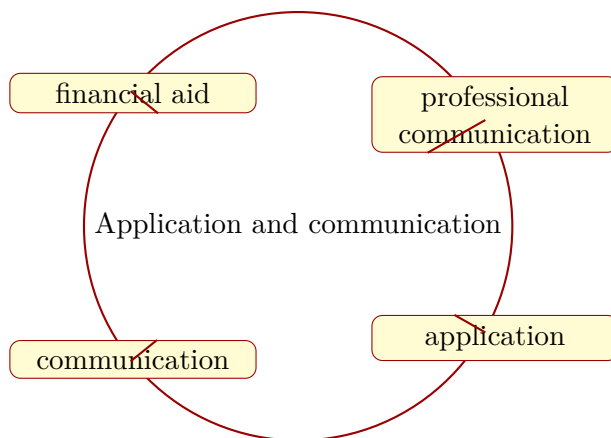
Apply the course ideas in richer tasks that require students to show work, communicate clearly, and defend choices.

This chapter sits in the middle of Career and College Readiness Seminar. It develops financial aid, professional communication, application, and communication so that the student can move from explanation to execution without losing the thread of the course.

The reader should use this chapter to build context: who is involved, what changed, what stayed continuous, and why the pattern matters. Good study in this family means connecting evidence to interpretation, not memorizing a list of terms or dates.

### Core ideas

- financial aid
- professional communication
- application
- communication



## How to think through this chapter

Method begins with sourcing the evidence, locating it in time and place, and then comparing competing interpretations. Students should expect to defend claims with examples, maps, texts, or cases rather than with recall alone.

When working this chapter, keep the following question active: @@TOKEN\_0@@ A good student answer should connect setup, assumptions, and conclusion instead of only chasing a final number or sentence.

Apply the course ideas in richer tasks that require students to show work, communicate clearly, and defend choices.

## Why Application and communication matters in Career and College Readiness Seminar

Application and communication is not just another topic block. It is where students learn to organize their thinking so that financial aid becomes a deliberate tool instead of a memorized step list.

Summit treats this lesson as applied reasoning: students should be able to say what the model is doing, what assumptions it needs, and why the conclusion would hold up under review.

## How strong students move through this material

The strongest approach is to begin with the governing idea, then connect it to the problem setup, and only then carry out the detailed work. In this lesson that usually means centering financial aid before letting algebra, computation, or design detail take over.

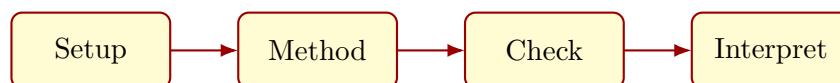
When professional communication enters the picture, the student should already know what variables, constraints, or interpretations matter. That prevents the work from collapsing into disconnected steps.

## What to watch for when the work gets harder

application usually separate surface familiarity from real mastery. This is where students need to slow down, keep notation disciplined, and explain why the method choice still fits the problem.

A top-quality solution is not just correct. It is organized, explicit about assumptions, and clear enough that another engineer or instructor could audit the logic without guessing what was meant.

### Worked example



@@TOKEN\_0@@ Outline a complete career and college readiness seminar approach that uses financial aid to reason through professional communication.

1. Start by identifying the governing principle behind financial aid and state the assumptions that make it valid in this setting.
2. Define the variables, coordinate choices, constraints, or design criteria that control professional communication.
3. Carry the method through in a disciplined sequence, showing where financial aid shapes the setup and intermediate steps.
4. Close with an engineering interpretation that explains what the result means and why the conclusion is reasonable.

Read this example twice: once for the flow of ideas and once for the technical structure of the solution.

### Worked-through guided example

@@TOKEN\_0@@ Work a career and college readiness seminar problem built around financial aid. Explain the setup, the governing method, and the final conclusion you would defend.

1. State why financial aid is the controlling idea in this problem.
2. List the variables, assumptions, and governing relationships before trying to solve.
3. Carry the reasoning forward in a clean sequence and end with a technical interpretation.

A complete solution begins from financial aid, applies the correct course method, and closes with a written interpretation that explains why the result is reasonable.

## Instructor commentary

Students should annotate this chapter for structure, not just facts. Mark where the argument changes direction, where the method requires a hidden assumption, and where the conclusion becomes more general than the worked example. If the chapter feels easy while you are reading it but difficult when you close the page, you have not yet converted recognition into mastery.

A productive pattern is timeline, map, key actor, evidence set, and short written interpretation.

## Practice while you read

#### Application and communication guided practice

Apply the course ideas in richer tasks that require students to show work, communicate clearly, and defend choices.

@@TOKEN\_0@@ Work a career and college readiness seminar problem built around financial aid. Explain the setup, the governing method, and the final conclusion you would defend.

- Hint: Return to the key idea financial aid and identify what assumptions, variables, or constraints must be fixed before you work forward.
- Step 1: State why financial aid is the controlling idea in this problem.
- Step 2: List the variables, assumptions, and governing relationships before trying to solve.
- Step 3: Carry the reasoning forward in a clean sequence and end with a technical interpretation.
- Checkpoint: A strong checkpoint answer identifies financial aid, builds a disciplined setup, and defends a final conclusion.

@@TOKEN\_0@@ Work a career and college readiness seminar problem built around professional communication. Explain the setup, the governing method, and the final conclusion you would defend.

- Hint: Return to the key idea professional communication and identify what assumptions, variables, or constraints must be fixed before you work forward.
- Step 1: State why professional communication is the controlling idea in this problem.
- Step 2: List the variables, assumptions, and governing relationships before trying to solve.
- Step 3: Carry the reasoning forward in a clean sequence and end with a technical interpretation.
- Checkpoint: A strong checkpoint answer identifies professional communication, builds a disciplined setup, and defends a final conclusion.

## Chapter homework

@@TOKEN\_0@@ Apply the course ideas in richer tasks that require students to show work, communicate clearly, and defend choices.

1. Complete a full career and college readiness seminar problem centered on financial aid. State the setup, the governing method, and the engineering conclusion you would defend.
2. Complete a full career and college readiness seminar problem centered on professional communication. State the setup, the governing method, and the engineering conclusion you would defend.
3. Complete a full career and college readiness seminar problem centered on application. State the setup, the governing method, and the engineering conclusion you would defend.
4. Complete a full career and college readiness seminar problem centered on communication. State the setup, the governing method, and the engineering conclusion you would defend.

Answers for these homework problems appear in the back-of-book answer key.

## Chapter summary and study notes

- Explain when financial aid is the right tool and when it is not.
- Carry a full solution or analysis from setup to conclusion without skipping assumptions.
- Use notation, units, and technical language clearly enough for formal grading.

## Study tips

- Name the governing idea first: financial aid.
- Write down assumptions and constraints before pushing through calculations or design choices.
- End every serious solution with a technical interpretation, not only a final number or label.

## Common traps

- Jumping into symbol manipulation before the governing model is clear.
- Treating the procedure like a script instead of checking whether the assumptions still hold.
- Stopping at the answer line without explaining what the result means in context.

**Family-level errors to watch for**

- Reducing a chapter to isolated names or dates without context.
- Confusing summary with interpretation.
- Ignoring the evidence base behind a historical, civic, or social claim.

# Chapter 4

## Chapter 4 Cumulative mastery

### Chapter purpose

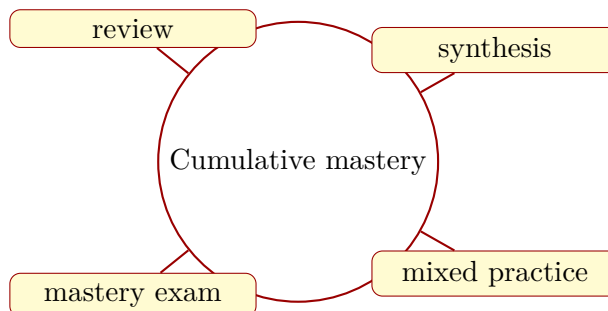
Bring the full course together with review, synthesis, and a demanding Summit mastery exam.

This chapter sits at the end of Career and College Readiness Seminar. It develops review, synthesis, mixed practice, and mastery exam so that the student can move from explanation to execution without losing the thread of the course.

The reader should use this chapter to build context: who is involved, what changed, what stayed continuous, and why the pattern matters. Good study in this family means connecting evidence to interpretation, not memorizing a list of terms or dates.

### Core ideas

- review
- synthesis
- mixed practice
- mastery exam



## How to think through this chapter

Method begins with sourcing the evidence, locating it in time and place, and then comparing competing interpretations. Students should expect to defend claims with examples, maps, texts, or cases rather than with recall alone.

When working this chapter, keep the following question active: @@TOKEN\_0@@ A good student answer should connect setup, assumptions, and conclusion instead of only chasing a final number or sentence.

Bring the full course together with review, synthesis, and a demanding Summit mastery exam.

## Why Cumulative mastery matters in Career and College Readiness Seminar

Cumulative mastery is not just another topic block. It is where students learn to organize their thinking so that review becomes a deliberate tool instead of a memorized step list.

Summit treats this lesson as applied reasoning: students should be able to say what the model is doing, what assumptions it needs, and why the conclusion would hold up under review.

## How strong students move through this material

The strongest approach is to begin with the governing idea, then connect it to the problem setup, and only then carry out the detailed work. In this lesson that usually means centering review before letting algebra, computation, or design detail take over.

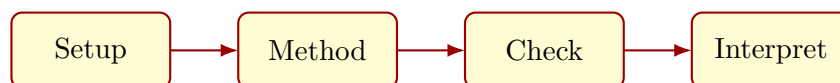
When synthesis enters the picture, the student should already know what variables, constraints, or interpretations matter. That prevents the work from collapsing into disconnected steps.

## What to watch for when the work gets harder

mixed practice usually separate surface familiarity from real mastery. This is where students need to slow down, keep notation disciplined, and explain why the method choice still fits the problem.

A top-quality solution is not just correct. It is organized, explicit about assumptions, and clear enough that another engineer or instructor could audit the logic without guessing what was meant.

## Worked example



@@TOKEN\_0@@ Outline a complete career and college readiness seminar approach that uses review to reason through synthesis.

1. Start by identifying the governing principle behind review and state the assumptions that make it valid in this setting.
2. Define the variables, coordinate choices, constraints, or design criteria that control synthesis.
3. Carry the method through in a disciplined sequence, showing where review shapes the setup and intermediate steps.
4. Close with an engineering interpretation that explains what the result means and why the conclusion is reasonable.

Read this example twice: once for the flow of ideas and once for the technical structure of the solution.

## Worked-through guided example

@@TOKEN\_0@@ Work a career and college readiness seminar problem built around review. Explain the setup, the governing method, and the final conclusion you would defend.

1. State why review is the controlling idea in this problem.
2. List the variables, assumptions, and governing relationships before trying to solve.
3. Carry the reasoning forward in a clean sequence and end with a technical interpretation.

A complete solution begins from review, applies the correct course method, and closes with a written interpretation that explains why the result is reasonable.

## Instructor commentary

Students should annotate this chapter for structure, not just facts. Mark where the argument changes direction, where the method requires a hidden assumption, and where the conclusion becomes more general than the worked example. If the chapter feels easy while you are reading it but difficult when you close the page, you have not yet converted recognition into mastery.

A productive pattern is timeline, map, key actor, evidence set, and short written interpretation.

## Practice while you read

#### Cumulative mastery guided practice

Bring the full course together with review, synthesis, and a demanding Summit mastery exam.

@@TOKEN\_0@@ Work a career and college readiness seminar problem built around review. Explain the setup, the governing method, and the final conclusion you would defend.

- Hint: Return to the key idea review and identify what assumptions, variables, or constraints must be fixed before you work forward.
- Step 1: State why review is the controlling idea in this problem.
- Step 2: List the variables, assumptions, and governing relationships before trying to solve.
- Step 3: Carry the reasoning forward in a clean sequence and end with a technical interpretation.
- Checkpoint: A strong checkpoint answer identifies review, builds a disciplined setup, and defends a final conclusion.

@@TOKEN\_0@@ Work a career and college readiness seminar problem built around synthesis. Explain the setup, the governing method, and the final conclusion you would defend.

- Hint: Return to the key idea synthesis and identify what assumptions, variables, or constraints must be fixed before you work forward.
- Step 1: State why synthesis is the controlling idea in this problem.
- Step 2: List the variables, assumptions, and governing relationships before trying to solve.
- Step 3: Carry the reasoning forward in a clean sequence and end with a technical interpretation.
- Checkpoint: A strong checkpoint answer identifies synthesis, builds a disciplined setup, and defends a final conclusion.

## Chapter homework

@@TOKEN\_0@@ Bring the full course together with review, synthesis, and a demanding Summit mastery exam.

1. Complete a full career and college readiness seminar problem centered on review. State the setup, the governing method, and the engineering conclusion you would defend.
2. Complete a full career and college readiness seminar problem centered on synthesis. State the setup, the governing method, and the engineering conclusion you would defend.
3. Complete a full career and college readiness seminar problem centered on mixed practice. State the setup, the governing method, and the engineering conclusion you would defend.
4. Complete a full career and college readiness seminar problem centered on mastery exam. State the setup, the governing method, and the engineering conclusion you would defend.

Answers for these homework problems appear in the back-of-book answer key.

## Chapter summary and study notes

- Explain when review is the right tool and when it is not.
- Carry a full solution or analysis from setup to conclusion without skipping assumptions.
- Use notation, units, and technical language clearly enough for formal grading.

## Study tips

- Name the governing idea first: review.
- Write down assumptions and constraints before pushing through calculations or design choices.
- End every serious solution with a technical interpretation, not only a final number or label.

## Common traps

- Jumping into symbol manipulation before the governing model is clear.
- Treating the procedure like a script instead of checking whether the assumptions still hold.
- Stopping at the answer line without explaining what the result means in context.

## Family-level errors to watch for

- Reducing a chapter to isolated names or dates without context.
- Confusing summary with interpretation.
- Ignoring the evidence base behind a historical, civic, or social claim.

## Chapter 5

# Quiz review and official exam preparation

### Homework structure

- Homework Set 1: Foundations and language: 4 graded problems attached to chapter 1.
- Homework Set 2: Reasoning and structure: 4 graded problems attached to chapter 2.
- Homework Set 3: Application and communication: 4 graded problems attached to chapter 3.
- Homework Set 4: Cumulative mastery: 4 graded problems attached to chapter 4.

### Quiz structure

- Quiz 1: Foundations and language and Reasoning and structure: 4 questions, timed, and single-attempt in the live course. Quiz 1 should be taken only after you can solve the chapter homework without outside prompts.
- Quiz 2: Application and communication and Cumulative mastery: 4 questions, timed, and single-attempt in the live course. Quiz 2 should be taken only after you can solve the chapter homework without outside prompts.

### Official mastery exam

- Career and College Readiness Seminar cumulative mastery exam: 5 major questions, High rigor, first official attempt locks the course grade.

#### Career and College Readiness Seminar cumulative mastery exam preparation checklist

- Review every lesson in Career and College Readiness Seminar and be able to explain why each method is used, not only how it is executed.

- Practice complete written solutions, because Summit grades setup quality, assumptions, and interpretation directly.
- Use the guided practice and quizzes until you can explain the method flow without outside prompts.
- Expect the official exam to combine method choice, disciplined setup, and a defended conclusion in the same answer.

## How to use this book before assessment

- Read the relevant chapter and rebuild both worked examples without looking.
- Solve the guided practice in the chapter before attempting the graded homework.
- Check your chapter-homework answers only after you complete a full written attempt.
- Review the quiz answer key after each chapter block and classify your errors by concept, setup, algebra, or interpretation.
- Before the official exam, revisit the chapter purposes, homework corrections, and answer-key notes rather than rereading formulas only.

## Chapter 6

# Course vocabulary index

- @@TOKEN\_0@@: treat this as a working term in the course. You should be able to define it, recognize where it appears, and use it correctly in a solution or explanation.
- @@TOKEN\_0@@: treat this as a working term in the course. You should be able to define it, recognize where it appears, and use it correctly in a solution or explanation.
- @@TOKEN\_0@@: treat this as a working term in the course. You should be able to define it, recognize where it appears, and use it correctly in a solution or explanation.
- @@TOKEN\_0@@: treat this as a working term in the course. You should be able to define it, recognize where it appears, and use it correctly in a solution or explanation.
- @@TOKEN\_0@@: treat this as a working term in the course. You should be able to define it, recognize where it appears, and use it correctly in a solution or explanation.
- @@TOKEN\_0@@: treat this as a working term in the course. You should be able to define it, recognize where it appears, and use it correctly in a solution or explanation.
- @@TOKEN\_0@@: treat this as a working term in the course. You should be able to define it, recognize where it appears, and use it correctly in a solution or explanation.
- @@TOKEN\_0@@: treat this as a working term in the course. You should be able to define it, recognize where it appears, and use it correctly in a solution or explanation.
- @@TOKEN\_0@@: treat this as a working term in the course. You should be able to define it, recognize where it appears, and use it correctly in a solution or explanation.
- @@TOKEN\_0@@: treat this as a working term in the course. You should be able to define it, recognize where it appears, and use it correctly in a solution or explanation.
- @@TOKEN\_0@@: treat this as a working term in the course. You should be able to define it, recognize where it appears, and use it correctly in a solution or explanation.
- @@TOKEN\_0@@: treat this as a working term in the course. You should be able to define it, recognize where it appears, and use it correctly in a solution or explanation.
- @@TOKEN\_0@@: treat this as a working term in the course. You should be able to define it, recognize where it appears, and use it correctly in a solution or explanation.
- @@TOKEN\_0@@: treat this as a working term in the course. You should be able to define it, recognize where it appears, and use it correctly in a solution or explanation.

# Chapter 7

## Back-of-book answers and solution outlines

### Guided practice answer key

#### Chapter 1: Foundations and language

@@TOKEN\_0@@

1. Work a career and college readiness seminar problem built around applications. Explain the setup, the governing method, and the final conclusion you would defend.

- Checkpoint answer: A strong checkpoint answer identifies applications, builds a disciplined setup, and defends a final conclusion. - Solution note: A complete solution begins from applications, applies the correct course method, and closes with a written interpretation that explains why the result is reasonable.

1. Work a career and college readiness seminar problem built around goal setting. Explain the setup, the governing method, and the final conclusion you would defend.

- Checkpoint answer: A strong checkpoint answer identifies goal setting, builds a disciplined setup, and defends a final conclusion. - Solution note: A complete solution begins from goal setting, applies the correct course method, and closes with a written interpretation that explains why the result is reasonable.

1. Work a career and college readiness seminar problem built around core vocabulary. Explain the setup, the governing method, and the final conclusion you would defend.

- Checkpoint answer: A strong checkpoint answer identifies core vocabulary, builds a disciplined setup, and defends a final conclusion. - Solution note: A complete solution begins from core vocabulary, applies the correct course method, and closes with a written interpretation that explains why the result is reasonable.

## #### Chapter 2: Reasoning and structure

@@TOKEN\_0@@

1. Work a career and college readiness seminar problem built around goal setting. Explain the setup, the governing method, and the final conclusion you would defend.

- Checkpoint answer: A strong checkpoint answer identifies goal setting, builds a disciplined setup, and defends a final conclusion. - Solution note: A complete solution begins from goal setting, applies the correct course method, and closes with a written interpretation that explains why the result is reasonable.

1. Work a career and college readiness seminar problem built around financial aid. Explain the setup, the governing method, and the final conclusion you would defend.

- Checkpoint answer: A strong checkpoint answer identifies financial aid, builds a disciplined setup, and defends a final conclusion. - Solution note: A complete solution begins from financial aid, applies the correct course method, and closes with a written interpretation that explains why the result is reasonable.

1. Work a career and college readiness seminar problem built around method choice. Explain the setup, the governing method, and the final conclusion you would defend.

- Checkpoint answer: A strong checkpoint answer identifies method choice, builds a disciplined setup, and defends a final conclusion. - Solution note: A complete solution begins from method choice, applies the correct course method, and closes with a written interpretation that explains why the result is reasonable.

## #### Chapter 3: Application and communication

@@TOKEN\_0@@

1. Work a career and college readiness seminar problem built around financial aid. Explain the setup, the governing method, and the final conclusion you would defend.

- Checkpoint answer: A strong checkpoint answer identifies financial aid, builds a disciplined setup, and defends a final conclusion. - Solution note: A complete solution begins from financial aid, applies the correct course method, and closes with a written interpretation that explains why the result is reasonable.

1. Work a career and college readiness seminar problem built around professional communication. Explain the setup, the governing method, and the final conclusion you would defend.

- Checkpoint answer: A strong checkpoint answer identifies professional communication, builds a disciplined setup, and defends a final conclusion. - Solution note: A complete solution begins from professional communication, applies the correct course method, and closes with a written interpretation that explains why the result is reasonable.

1. Work a career and college readiness seminar problem built around application. Explain the setup, the governing method, and the final conclusion you would defend.

- Checkpoint answer: A strong checkpoint answer identifies application, builds a disciplined setup, and defends a final conclusion. - Solution note: A complete solution begins from application, applies the correct course method, and closes with a written interpretation that explains why the result is reasonable.

#### Chapter 4: Cumulative mastery

@@TOKEN\_0@@

1. Work a career and college readiness seminar problem built around review. Explain the setup, the governing method, and the final conclusion you would defend.

- Checkpoint answer: A strong checkpoint answer identifies review, builds a disciplined setup, and defends a final conclusion. - Solution note: A complete solution begins from review, applies the correct course method, and closes with a written interpretation that explains why the result is reasonable.

1. Work a career and college readiness seminar problem built around synthesis. Explain the setup, the governing method, and the final conclusion you would defend.

- Checkpoint answer: A strong checkpoint answer identifies synthesis, builds a disciplined setup, and defends a final conclusion. - Solution note: A complete solution begins from synthesis, applies the correct course method, and closes with a written interpretation that explains why the result is reasonable.

1. Work a career and college readiness seminar problem built around mixed practice. Explain the setup, the governing method, and the final conclusion you would defend.

- Checkpoint answer: A strong checkpoint answer identifies mixed practice, builds a disciplined setup, and defends a final conclusion. - Solution note: A complete solution begins from mixed practice, applies the correct course method, and closes with a written interpretation that explains why the result is reasonable.

## Homework answer key

#### Homework Set 1: Foundations and language

1. Complete a full career and college readiness seminar problem centered on applications. State the setup, the governing method, and the engineering conclusion you would defend.

- Answer / solution summary: A strong answer identifies the governing model for applications, states assumptions explicitly, works through the key analytical steps, and closes with a technically defensible conclusion tied to the scenario.

1. Complete a full career and college readiness seminar problem centered on goal setting. State the setup, the governing method, and the engineering conclusion you would defend.

- Answer / solution summary: A strong answer identifies the governing model for goal setting, states assumptions explicitly, works through the key analytical steps, and closes with a technically defensible conclusion tied to the scenario.

1. Complete a full career and college readiness seminar problem centered on core vocabulary. State the setup, the governing method, and the engineering conclusion you would defend.

- Answer / solution summary: A strong answer identifies the governing model for core vocabulary, states assumptions explicitly, works through the key analytical steps, and closes with a technically defensible conclusion tied to the scenario.

1. Complete a full career and college readiness seminar problem centered on skill routines. State the setup, the governing method, and the engineering conclusion you would defend.

- Answer / solution summary: A strong answer identifies the governing model for skill routines, states assumptions explicitly, works through the key analytical steps, and closes with a technically defensible conclusion tied to the scenario.

### #### Homework Set 2: Reasoning and structure

1. Complete a full career and college readiness seminar problem centered on goal setting. State the setup, the governing method, and the engineering conclusion you would defend.

- Answer / solution summary: A strong answer identifies the governing model for goal setting, states assumptions explicitly, works through the key analytical steps, and closes with a technically defensible conclusion tied to the scenario.

1. Complete a full career and college readiness seminar problem centered on financial aid. State the setup, the governing method, and the engineering conclusion you would defend.

- Answer / solution summary: A strong answer identifies the governing model for financial aid, states assumptions explicitly, works through the key analytical steps, and closes with a technically defensible conclusion tied to the scenario.

1. Complete a full career and college readiness seminar problem centered on method choice. State the setup, the governing method, and the engineering conclusion you would defend.

- Answer / solution summary: A strong answer identifies the governing model for method choice, states assumptions explicitly, works through the key analytical steps, and closes with a technically defensible conclusion tied to the scenario.

1. Complete a full career and college readiness seminar problem centered on explanation quality. State the setup, the governing method, and the engineering conclusion you would defend.

- Answer / solution summary: A strong answer identifies the governing model for explanation quality, states assumptions explicitly, works through the key analytical steps, and closes with a technically defensible conclusion tied to the scenario.

### #### Homework Set 3: Application and communication

1. Complete a full career and college readiness seminar problem centered on financial aid. State the setup, the governing method, and the engineering conclusion you would defend.

- Answer / solution summary: A strong answer identifies the governing model for financial aid, states assumptions explicitly, works through the key analytical steps, and closes with a technically defensible conclusion tied to the scenario.

1. Complete a full career and college readiness seminar problem centered on professional communication. State the setup, the governing method, and the engineering conclusion you would defend.

- Answer / solution summary: A strong answer identifies the governing model for professional communication, states assumptions explicitly, works through the key analytical steps, and closes with a technically defensible conclusion tied to the scenario.

1. Complete a full career and college readiness seminar problem centered on application. State the setup, the governing method, and the engineering conclusion you would defend.

- Answer / solution summary: A strong answer identifies the governing model for application, states assumptions explicitly, works through the key analytical steps, and closes with a technically defensible conclusion tied to the scenario.

1. Complete a full career and college readiness seminar problem centered on communication. State the setup, the governing method, and the engineering conclusion you would defend.

- Answer / solution summary: A strong answer identifies the governing model for communication, states assumptions explicitly, works through the key analytical steps, and closes with a technically defensible conclusion tied to the scenario.

### #### Homework Set 4: Cumulative mastery

1. Complete a full career and college readiness seminar problem centered on review. State the setup, the governing method, and the engineering conclusion you would defend.

- Answer / solution summary: A strong answer identifies the governing model for review, states assumptions explicitly, works through the key analytical steps, and closes with a technically defensible conclusion tied to the scenario.

1. Complete a full career and college readiness seminar problem centered on synthesis. State the setup, the governing method, and the engineering conclusion you would defend.

- Answer / solution summary: A strong answer identifies the governing model for synthesis, states assumptions explicitly, works through the key analytical steps, and closes with a technically defensible conclusion tied to the scenario.

1. Complete a full career and college readiness seminar problem centered on mixed practice. State the setup, the governing method, and the engineering conclusion you would defend.

- Answer / solution summary: A strong answer identifies the governing model for mixed practice, states assumptions explicitly, works through the key analytical steps, and closes with a technically defensible conclusion tied to the scenario.

1. Complete a full career and college readiness seminar problem centered on mastery exam. State the setup, the governing method, and the engineering conclusion you would defend.

- Answer / solution summary: A strong answer identifies the governing model for mastery exam, states assumptions explicitly, works through the key analytical steps, and closes with a technically defensible conclusion tied to the scenario.

## Quiz answer key

#### Quiz 1: Foundations and language and Reasoning and structure

1. Which topic is a direct priority inside Foundations and language?

- Answer key: applications. applications is named directly in the Foundations and language study block and is one of the required ideas for mastery in this course.

1. Which topic is a direct priority inside Foundations and language?

- Answer key: goal setting. goal setting is named directly in the Foundations and language study block and is one of the required ideas for mastery in this course.

1. Which topic is a direct priority inside Reasoning and structure?

- Answer key: goal setting. goal setting is named directly in the Reasoning and structure study block and is one of the required ideas for mastery in this course.

1. Which topic is a direct priority inside Reasoning and structure?

- Answer key: financial aid. financial aid is named directly in the Reasoning and structure study block and is one of the required ideas for mastery in this course.

#### Quiz 2: Application and communication and Cumulative mastery

1. Which topic is a direct priority inside Application and communication?

- Answer key: financial aid. financial aid is named directly in the Application and communication study block and is one of the required ideas for mastery in this course.

1. Which topic is a direct priority inside Application and communication?

- Answer key: professional communication. professional communication is named directly in the Application and communication study block and is one of the required ideas for mastery in this course.

1. Which topic is a direct priority inside Cumulative mastery?

- Answer key: review. review is named directly in the Cumulative mastery study block and is one of the required ideas for mastery in this course.

1. Which topic is a direct priority inside Cumulative mastery?

- Answer key: synthesis. synthesis is named directly in the Cumulative mastery study block and is one of the required ideas for mastery in this course.

## Mastery exam solution outlines

#### Career and College Readiness Seminar cumulative mastery exam

1. Explain how applications is used inside Career and College Readiness Seminar to analyze or design around goal setting. Give the method, the assumptions that matter, and the conclusion you would stand behind.

- What to show: The governing principle behind applications; A disciplined setup for goal setting; A clear engineering conclusion - Solution outline: A strong solution identifies the governing principle for applications before jumping into algebra, computation, or design detail. The work should connect applications to goal setting with explicit assumptions, a defensible setup, and a technically clear conclusion.

1. Explain how goal setting is used inside Career and College Readiness Seminar to analyze or design around financial aid. Give the method, the assumptions that matter, and the conclusion you would stand behind.

- What to show: The governing principle behind goal setting; A disciplined setup for financial aid; A clear engineering conclusion - Solution outline: A strong solution identifies the governing principle for goal setting before jumping into algebra, computation, or design detail. The work should connect goal setting to financial aid with explicit assumptions, a defensible setup, and a technically clear conclusion.

1. Explain how financial aid is used inside Career and College Readiness Seminar to analyze or design around professional communication. Give the method, the assumptions that matter, and the conclusion you would stand behind.

- What to show: The governing principle behind financial aid; A disciplined setup for professional communication; A clear engineering conclusion - Solution outline: A strong solution identifies the governing principle for financial aid before jumping into algebra, computation, or design detail. The work should connect financial aid to professional communication with explicit assumptions, a defensible setup, and a technically clear conclusion.

1. Explain how review is used inside Career and College Readiness Seminar to analyze or design around synthesis. Give the method, the assumptions that matter, and the conclusion you would stand behind.

- What to show: The governing principle behind review; A disciplined setup for synthesis; A clear engineering conclusion - Solution outline: A strong solution identifies the governing principle for review before jumping into algebra, computation, or design detail. The work should connect review to synthesis with explicit assumptions, a defensible setup, and a technically clear conclusion.

1. Write a cumulative response that shows how a student in Career and College Readiness Seminar should move from problem statement to defended result. Use the course outcomes to explain what high-quality work looks like.

- What to show: A staged engineering workflow; The assumptions or modeling choices that control the result; A defended final interpretation - Solution outline: A strong answer reflects the course outcome "Demonstrate control over applications and goal setting inside Career and College Readiness Seminar." and explains how disciplined setup, method choice, and interpretation fit together. The response should describe a full workflow, not isolated vocabulary words.

## Reference note

For the full bibliography behind this textbook, use @@TOKEN\_0@@. The answer key in this book is Summit-authored and aligned to the live course runtime.