

Summit BUIL 330: Contaminant Transport and Remediation

Summit fully illustrated textbook edition



Original Summit-authored instructional text generated from the live course runtime, bibliography layer, and assessment structure.

March 22, 2026

@@TOKEN_0@@ Summit first edition draft @@TOKEN_1@@ college @@TOKEN_2@@ 3 @@TO-
KEN_3@@ 14 weeks @@TOKEN_4@@ 6-9 hours each week

Originality note

This textbook is a Summit-authored instructional text. It is informed by the course bibliography in @@TOKEN_0@@ and by open academic references used elsewhere in Summit, but it does not copy or restate any single commercial textbook.

How this textbook was built

This book was generated from the live Summit course runtime for Contaminant Transport and Remediation: the syllabus, lesson sequence, reading chapters, guided practice, homework sets, quizzes, mastery exam, and workload standard. The design goal is to give a student a usable, course-complete book while preserving original Summit wording and sequencing.

Transport, fate, and remediation of contaminants in soil, groundwater, and engineered environmental systems. Summit positions this course around contaminant movement and remediation decision making.

Systems chapters should keep interactions, constraints, and decision consequences visible instead of treating each variable in isolation.

This volume is structured as a teaching book rather than a bare note pack. Every chapter contains explanation, worked examples, guided practice, chapter homework, and a rear answer key so the student can study independently and still get disciplined feedback.

Course use guide

- Read one chapter at a time in sequence; each chapter is aligned to a live lesson block in the course workspace.
- Rebuild the worked examples before attempting the graded homework or quiz material.
- Keep a scratch notebook beside the text and write down assumptions, diagrams, and the points where you usually get stuck.
- Use the course tutor, guided practice, and homework only after you can explain the chapter in your own words.

Contents

Originality note	ii
How this textbook was built	iii
Course use guide	iv
Course map	vi
Prerequisite and readiness position	vii
Semester workload standard	viii
Reference basis	ix
1 Chapter 1 Foundations and governing ideas	1
2 Chapter 2 Core methods and notation discipline	7
3 Chapter 3 Extended methods and decision workflow	13
4 Chapter 4 Applications and system interpretation	19
5 Chapter 5 Integrated casework and professional communication	25
6 Chapter 6 Cumulative review and official assessment	31
7 Quiz review and official exam preparation	37
8 Course vocabulary index	39

9 Back-of-book answers and solution outlines

40

Course map

- 6 live lesson chapters
- 6 graded homework checkpoints
- 3 timed quizzes
- 1 cumulative mastery exam
- 5 declared course outcomes

Prerequisite and readiness position

Course prerequisites: fluid-mechanics, environmental-chemistry-and-microbiology.

This course assumes the prerequisite tools are usable without reteaching them during the term. Summit treats prerequisites as active working knowledge, not paperwork only.

Semester workload standard

Summit runtime workload label: 6-9 hours each week.

Reference basis

Primary synthesis anchors from the bibliography for this course (50 listed references total):

1. Introduction to Environmental Engineering and Science
2. Wastewater Engineering: Treatment and Resource Recovery
3. Water Resources Engineering
4. Hydrology and Floodplain Analysis
5. Climate Change 2023: Synthesis Report
6. Environmental Science
7. Environmental science
8. Textbook of Environmental Engineering

Chapter 1

Chapter 1 Foundations and governing ideas

Chapter purpose

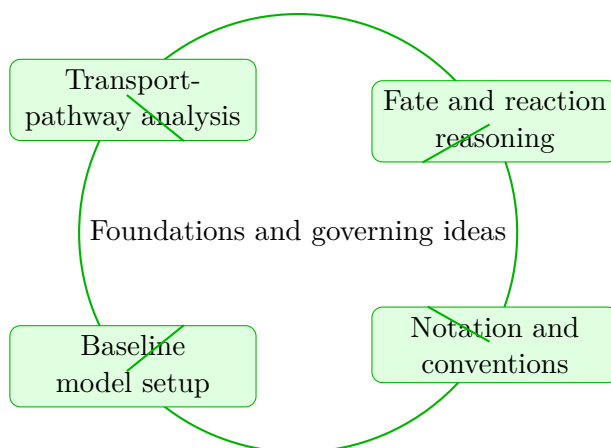
Contaminant Transport and Remediation concentrates on transport-pathway analysis and fate and reaction reasoning in the context of contaminant movement and remediation decision making.

This chapter sits at the opening of Contaminant Transport and Remediation. It develops Transport-pathway analysis, Fate and reaction reasoning, Notation and conventions, and Baseline model setup so that the student can move from explanation to execution without losing the thread of the course.

The student should read this chapter with a network mindset. Whether the subject is management, operations, infrastructure, or policy, the point is to see how local choices reshape the whole system. The book therefore emphasizes interdependence, feedback, and tradeoff reasoning.

Core ideas

- Transport-pathway analysis
- Fate and reaction reasoning
- Notation and conventions
- Baseline model setup



How to think through this chapter

Method in this family usually starts by naming the system boundary, the objective function or decision goal, the important constraints, and the major stakeholders. From there the student should structure the analysis so that recommendations remain traceable to evidence.

When working this chapter, keep the following question active: @@TOKEN_0@@ A good student answer should connect setup, assumptions, and conclusion instead of only chasing a final number or sentence.

Contaminant Transport and Remediation concentrates on transport-pathway analysis and fate and reaction reasoning in the context of contaminant movement and remediation decision making.

Why Foundations and governing ideas matters in Contaminant Transport and Remediation

Foundations and governing ideas is not just another topic block. It is where students learn to organize their thinking so that transport-pathway analysis becomes a deliberate tool instead of a memorized step list.

Summit treats this lesson as applied reasoning: students should be able to say what the model is doing, what assumptions it needs, and why the conclusion would hold up under review.

How strong students move through this material

The strongest approach is to begin with the governing idea, then connect it to the problem setup, and only then carry out the detailed work. In this lesson that usually means centering transport-pathway analysis before letting algebra, computation, or design detail take over.

When fate and reaction reasoning enters the picture, the student should already know what variables, constraints, or interpretations matter. That prevents the work from collapsing into discon-

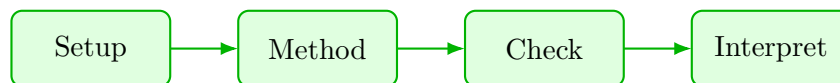
nected steps.

What to watch for when the work gets harder

Notation and conventions usually separate surface familiarity from real mastery. This is where students need to slow down, keep notation disciplined, and explain why the method choice still fits the problem.

A top-quality solution is not just correct. It is organized, explicit about assumptions, and clear enough that another engineer or instructor could audit the logic without guessing what was meant.

Worked example



@@TOKEN_0@@ Outline a complete contaminant transport and remediation approach that uses transport-pathway analysis to reason through fate and reaction reasoning.

1. Start by identifying the governing principle behind transport-pathway analysis and state the assumptions that make it valid in this setting.
2. Define the variables, coordinate choices, constraints, or design criteria that control fate and reaction reasoning.
3. Carry the method through in a disciplined sequence, showing where transport-pathway analysis shapes the setup and intermediate steps.
4. Close with an engineering interpretation that explains what the result means and why the conclusion is reasonable.

Read this example twice: once for the flow of ideas and once for the technical structure of the solution.

Worked-through guided example

@@TOKEN_0@@ Work a contaminant transport and remediation problem built around transport-pathway analysis. Explain the setup, the governing method, and the final conclusion you would defend.

1. State why transport-pathway analysis is the controlling idea in this problem.
2. List the variables, assumptions, and governing relationships before trying to solve.

3. Carry the reasoning forward in a clean sequence and end with a technical interpretation.

A complete solution begins from transport-pathway analysis, applies the correct course method, and closes with a written interpretation that explains why the result is reasonable.

Instructor commentary

Students should annotate this chapter for structure, not just facts. Mark where the argument changes direction, where the method requires a hidden assumption, and where the conclusion becomes more general than the worked example. If the chapter feels easy while you are reading it but difficult when you close the page, you have not yet converted recognition into mastery.

Study should alternate between framework notes, applied cases, and short decision memos so that analysis and communication stay connected.

Practice while you read

Foundations and governing ideas guided practice

Contaminant Transport and Remediation concentrates on transport-pathway analysis and fate and reaction reasoning in the context of contaminant movement and remediation decision making.

@@TOKEN_0@@ Work a contaminant transport and remediation problem built around transport-pathway analysis. Explain the setup, the governing method, and the final conclusion you would defend.

- Hint: Return to the key idea transport-pathway analysis and identify what assumptions, variables, or constraints must be fixed before you work forward.
- Step 1: State why transport-pathway analysis is the controlling idea in this problem.
- Step 2: List the variables, assumptions, and governing relationships before trying to solve.
- Step 3: Carry the reasoning forward in a clean sequence and end with a technical interpretation.
- Checkpoint: A strong checkpoint answer identifies transport-pathway analysis, builds a disciplined setup, and defends a final conclusion.

@@TOKEN_0@@ Work a contaminant transport and remediation problem built around fate and reaction reasoning. Explain the setup, the governing method, and the final conclusion you would defend.

- Hint: Return to the key idea fate and reaction reasoning and identify what assumptions, variables, or constraints must be fixed before you work forward.
- Step 1: State why fate and reaction reasoning is the controlling idea in this problem.

- Step 2: List the variables, assumptions, and governing relationships before trying to solve.
- Step 3: Carry the reasoning forward in a clean sequence and end with a technical interpretation.
- Checkpoint: A strong checkpoint answer identifies fate and reaction reasoning, builds a disciplined setup, and defends a final conclusion.

Chapter homework

@@TOKEN_0@@ Contaminant Transport and Remediation concentrates on transport-pathway analysis and fate and reaction reasoning in the context of contaminant movement and remediation decision making.

1. Complete a full contaminant transport and remediation problem centered on transport-pathway analysis. State the setup, the governing method, and the engineering conclusion you would defend.
2. Complete a full contaminant transport and remediation problem centered on fate and reaction reasoning. State the setup, the governing method, and the engineering conclusion you would defend.
3. Complete a full contaminant transport and remediation problem centered on notation and conventions. State the setup, the governing method, and the engineering conclusion you would defend.
4. Complete a full contaminant transport and remediation problem centered on baseline model setup. State the setup, the governing method, and the engineering conclusion you would defend.

Answers for these homework problems appear in the back-of-book answer key.

Chapter summary and study notes

- Explain when transport-pathway analysis is the right tool and when it is not.
- Carry a full solution or analysis from setup to conclusion without skipping assumptions.
- Use notation, units, and technical language clearly enough for formal grading.

Study tips

- Name the governing idea first: Transport-pathway analysis.
- Write down assumptions and constraints before pushing through calculations or design choices.
- End every serious solution with a technical interpretation, not only a final number or label.

Common traps

- Jumping into symbol manipulation before the governing model is clear.
- Treating the procedure like a script instead of checking whether the assumptions still hold.
- Stopping at the answer line without explaining what the result means in context.

Family-level errors to watch for

- Optimizing one piece of the system without checking spillover effects.
- Confusing a metric with the real decision objective.
- Making recommendations without showing the logic or tradeoffs behind them.

Chapter 2

Chapter 2 Core methods and notation discipline

Chapter purpose

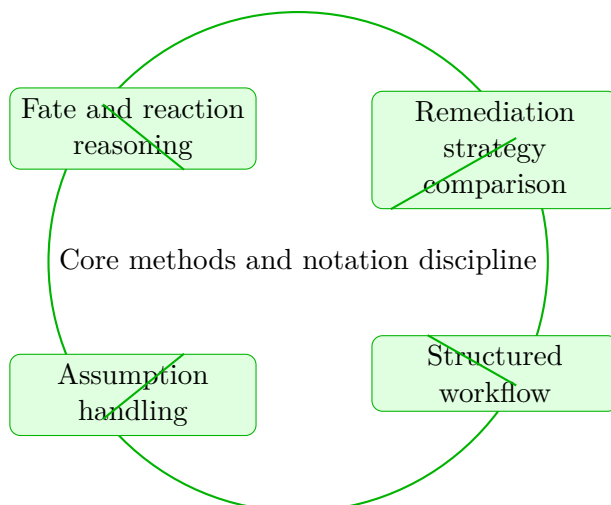
Contaminant Transport and Remediation concentrates on fate and reaction reasoning and remediation strategy comparison in the context of contaminant movement and remediation decision making.

This chapter sits in the middle of Contaminant Transport and Remediation. It develops Fate and reaction reasoning, Remediation strategy comparison, Structured workflow, and Assumption handling so that the student can move from explanation to execution without losing the thread of the course.

The student should read this chapter with a network mindset. Whether the subject is management, operations, infrastructure, or policy, the point is to see how local choices reshape the whole system. The book therefore emphasizes interdependence, feedback, and tradeoff reasoning.

Core ideas

- Fate and reaction reasoning
- Remediation strategy comparison
- Structured workflow
- Assumption handling



How to think through this chapter

Method in this family usually starts by naming the system boundary, the objective function or decision goal, the important constraints, and the major stakeholders. From there the student should structure the analysis so that recommendations remain traceable to evidence.

When working this chapter, keep the following question active: @@TOKEN_0@@ A good student answer should connect setup, assumptions, and conclusion instead of only chasing a final number or sentence.

Contaminant Transport and Remediation concentrates on fate and reaction reasoning and remediation strategy comparison in the context of contaminant movement and remediation decision making.

Why Core methods and notation discipline matters in Contaminant Transport and Remediation

Core methods and notation discipline is not just another topic block. It is where students learn to organize their thinking so that fate and reaction reasoning becomes a deliberate tool instead of a memorized step list.

Summit treats this lesson as applied reasoning: students should be able to say what the model is doing, what assumptions it needs, and why the conclusion would hold up under review.

How strong students move through this material

The strongest approach is to begin with the governing idea, then connect it to the problem setup, and only then carry out the detailed work. In this lesson that usually means centering fate and reaction reasoning before letting algebra, computation, or design detail take over.

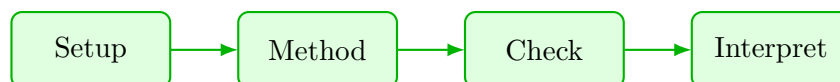
When remediation strategy comparison enters the picture, the student should already know what variables, constraints, or interpretations matter. That prevents the work from collapsing into disconnected steps.

What to watch for when the work gets harder

Structured workflow usually separate surface familiarity from real mastery. This is where students need to slow down, keep notation disciplined, and explain why the method choice still fits the problem.

A top-quality solution is not just correct. It is organized, explicit about assumptions, and clear enough that another engineer or instructor could audit the logic without guessing what was meant.

Worked example



@@TOKEN_0@@ Outline a complete contaminant transport and remediation approach that uses fate and reaction reasoning to reason through remediation strategy comparison.

1. Start by identifying the governing principle behind fate and reaction reasoning and state the assumptions that make it valid in this setting.
2. Define the variables, coordinate choices, constraints, or design criteria that control remediation strategy comparison.
3. Carry the method through in a disciplined sequence, showing where fate and reaction reasoning shapes the setup and intermediate steps.
4. Close with an engineering interpretation that explains what the result means and why the conclusion is reasonable.

Read this example twice: once for the flow of ideas and once for the technical structure of the solution.

Worked-through guided example

@@TOKEN_0@@ Work a contaminant transport and remediation problem built around fate and reaction reasoning. Explain the setup, the governing method, and the final conclusion you would defend.

1. State why fate and reaction reasoning is the controlling idea in this problem.

2. List the variables, assumptions, and governing relationships before trying to solve.
3. Carry the reasoning forward in a clean sequence and end with a technical interpretation.

A complete solution begins from fate and reaction reasoning, applies the correct course method, and closes with a written interpretation that explains why the result is reasonable.

Instructor commentary

Students should annotate this chapter for structure, not just facts. Mark where the argument changes direction, where the method requires a hidden assumption, and where the conclusion becomes more general than the worked example. If the chapter feels easy while you are reading it but difficult when you close the page, you have not yet converted recognition into mastery.

Study should alternate between framework notes, applied cases, and short decision memos so that analysis and communication stay connected.

Practice while you read

Core methods and notation discipline guided practice

Contaminant Transport and Remediation concentrates on fate and reaction reasoning and remediation strategy comparison in the context of contaminant movement and remediation decision making.

@@TOKEN_0@@ Work a contaminant transport and remediation problem built around fate and reaction reasoning. Explain the setup, the governing method, and the final conclusion you would defend.

- Hint: Return to the key idea fate and reaction reasoning and identify what assumptions, variables, or constraints must be fixed before you work forward.
- Step 1: State why fate and reaction reasoning is the controlling idea in this problem.
- Step 2: List the variables, assumptions, and governing relationships before trying to solve.
- Step 3: Carry the reasoning forward in a clean sequence and end with a technical interpretation.
- Checkpoint: A strong checkpoint answer identifies fate and reaction reasoning, builds a disciplined setup, and defends a final conclusion.

@@TOKEN_0@@ Work a contaminant transport and remediation problem built around remediation strategy comparison. Explain the setup, the governing method, and the final conclusion you would defend.

- Hint: Return to the key idea remediation strategy comparison and identify what assumptions, variables, or constraints must be fixed before you work forward.

- Step 1: State why remediation strategy comparison is the controlling idea in this problem.
- Step 2: List the variables, assumptions, and governing relationships before trying to solve.
- Step 3: Carry the reasoning forward in a clean sequence and end with a technical interpretation.
- Checkpoint: A strong checkpoint answer identifies remediation strategy comparison, builds a disciplined setup, and defends a final conclusion.

Chapter homework

@@TOKEN_0@@ Contaminant Transport and Remediation concentrates on fate and reaction reasoning and remediation strategy comparison in the context of contaminant movement and remediation decision making.

1. Complete a full contaminant transport and remediation problem centered on fate and reaction reasoning. State the setup, the governing method, and the engineering conclusion you would defend.
2. Complete a full contaminant transport and remediation problem centered on remediation strategy comparison. State the setup, the governing method, and the engineering conclusion you would defend.
3. Complete a full contaminant transport and remediation problem centered on structured workflow. State the setup, the governing method, and the engineering conclusion you would defend.
4. Complete a full contaminant transport and remediation problem centered on assumption handling. State the setup, the governing method, and the engineering conclusion you would defend.

Answers for these homework problems appear in the back-of-book answer key.

Chapter summary and study notes

- Explain when fate and reaction reasoning is the right tool and when it is not.
- Carry a full solution or analysis from setup to conclusion without skipping assumptions.
- Use notation, units, and technical language clearly enough for formal grading.

Study tips

- Name the governing idea first: Fate and reaction reasoning.
- Write down assumptions and constraints before pushing through calculations or design choices.
- End every serious solution with a technical interpretation, not only a final number or label.

Common traps

- Jumping into symbol manipulation before the governing model is clear.
- Treating the procedure like a script instead of checking whether the assumptions still hold.
- Stopping at the answer line without explaining what the result means in context.

Family-level errors to watch for

- Optimizing one piece of the system without checking spillover effects.
- Confusing a metric with the real decision objective.
- Making recommendations without showing the logic or tradeoffs behind them.

Chapter 3

Chapter 3 Extended methods and decision workflow

Chapter purpose

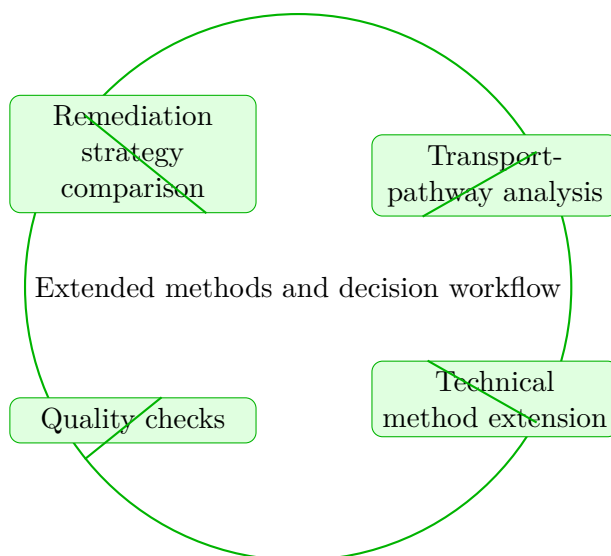
Contaminant Transport and Remediation concentrates on remediation strategy comparison and transport-pathway analysis in the context of contaminant movement and remediation decision making.

This chapter sits in the middle of Contaminant Transport and Remediation. It develops Remediation strategy comparison, Transport-pathway analysis, Technical method extension, and Quality checks so that the student can move from explanation to execution without losing the thread of the course.

The student should read this chapter with a network mindset. Whether the subject is management, operations, infrastructure, or policy, the point is to see how local choices reshape the whole system. The book therefore emphasizes interdependence, feedback, and tradeoff reasoning.

Core ideas

- Remediation strategy comparison
- Transport-pathway analysis
- Technical method extension
- Quality checks



How to think through this chapter

Method in this family usually starts by naming the system boundary, the objective function or decision goal, the important constraints, and the major stakeholders. From there the student should structure the analysis so that recommendations remain traceable to evidence.

When working this chapter, keep the following question active: @@TOKEN_0@@ A good student answer should connect setup, assumptions, and conclusion instead of only chasing a final number or sentence.

Contaminant Transport and Remediation concentrates on remediation strategy comparison and transport-pathway analysis in the context of contaminant movement and remediation decision making.

Why Extended methods and decision workflow matters in Contaminant Transport and Remediation

Extended methods and decision workflow is not just another topic block. It is where students learn to organize their thinking so that remediation strategy comparison becomes a deliberate tool instead of a memorized step list.

Summit treats this lesson as applied reasoning: students should be able to say what the model is doing, what assumptions it needs, and why the conclusion would hold up under review.

How strong students move through this material

The strongest approach is to begin with the governing idea, then connect it to the problem setup, and only then carry out the detailed work. In this lesson that usually means centering remediation

strategy comparison before letting algebra, computation, or design detail take over.

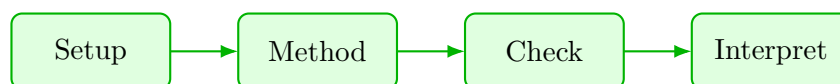
When transport-pathway analysis enters the picture, the student should already know what variables, constraints, or interpretations matter. That prevents the work from collapsing into disconnected steps.

What to watch for when the work gets harder

Technical method extension usually separate surface familiarity from real mastery. This is where students need to slow down, keep notation disciplined, and explain why the method choice still fits the problem.

A top-quality solution is not just correct. It is organized, explicit about assumptions, and clear enough that another engineer or instructor could audit the logic without guessing what was meant.

Worked example



@@TOKEN_0@@ Outline a complete contaminant transport and remediation approach that uses remediation strategy comparison to reason through transport-pathway analysis.

1. Start by identifying the governing principle behind remediation strategy comparison and state the assumptions that make it valid in this setting.
2. Define the variables, coordinate choices, constraints, or design criteria that control transport-pathway analysis.
3. Carry the method through in a disciplined sequence, showing where remediation strategy comparison shapes the setup and intermediate steps.
4. Close with an engineering interpretation that explains what the result means and why the conclusion is reasonable.

Read this example twice: once for the flow of ideas and once for the technical structure of the solution.

Worked-through guided example

@@TOKEN_0@@ Work a contaminant transport and remediation problem built around remediation strategy comparison. Explain the setup, the governing method, and the final conclusion you would defend.

1. State why remediation strategy comparison is the controlling idea in this problem.
2. List the variables, assumptions, and governing relationships before trying to solve.
3. Carry the reasoning forward in a clean sequence and end with a technical interpretation.

A complete solution begins from remediation strategy comparison, applies the correct course method, and closes with a written interpretation that explains why the result is reasonable.

Instructor commentary

Students should annotate this chapter for structure, not just facts. Mark where the argument changes direction, where the method requires a hidden assumption, and where the conclusion becomes more general than the worked example. If the chapter feels easy while you are reading it but difficult when you close the page, you have not yet converted recognition into mastery.

Study should alternate between framework notes, applied cases, and short decision memos so that analysis and communication stay connected.

Practice while you read

Extended methods and decision workflow guided practice

Contaminant Transport and Remediation concentrates on remediation strategy comparison and transport-pathway analysis in the context of contaminant movement and remediation decision making.

@@TOKEN_0@@ Work a contaminant transport and remediation problem built around remediation strategy comparison. Explain the setup, the governing method, and the final conclusion you would defend.

- Hint: Return to the key idea remediation strategy comparison and identify what assumptions, variables, or constraints must be fixed before you work forward.
- Step 1: State why remediation strategy comparison is the controlling idea in this problem.
- Step 2: List the variables, assumptions, and governing relationships before trying to solve.
- Step 3: Carry the reasoning forward in a clean sequence and end with a technical interpretation.
- Checkpoint: A strong checkpoint answer identifies remediation strategy comparison, builds a disciplined setup, and defends a final conclusion.

@@TOKEN_0@@ Work a contaminant transport and remediation problem built around transport-pathway analysis. Explain the setup, the governing method, and the final conclusion you would defend.

- Hint: Return to the key idea transport-pathway analysis and identify what assumptions, variables, or constraints must be fixed before you work forward.
- Step 1: State why transport-pathway analysis is the controlling idea in this problem.
- Step 2: List the variables, assumptions, and governing relationships before trying to solve.
- Step 3: Carry the reasoning forward in a clean sequence and end with a technical interpretation.
- Checkpoint: A strong checkpoint answer identifies transport-pathway analysis, builds a disciplined setup, and defends a final conclusion.

Chapter homework

@@TOKEN_0@@ Contaminant Transport and Remediation concentrates on remediation strategy comparison and transport-pathway analysis in the context of contaminant movement and remediation decision making.

1. Complete a full contaminant transport and remediation problem centered on remediation strategy comparison. State the setup, the governing method, and the engineering conclusion you would defend.
2. Complete a full contaminant transport and remediation problem centered on transport-pathway analysis. State the setup, the governing method, and the engineering conclusion you would defend.
3. Complete a full contaminant transport and remediation problem centered on technical method extension. State the setup, the governing method, and the engineering conclusion you would defend.
4. Complete a full contaminant transport and remediation problem centered on quality checks. State the setup, the governing method, and the engineering conclusion you would defend.

Answers for these homework problems appear in the back-of-book answer key.

Chapter summary and study notes

- Explain when remediation strategy comparison is the right tool and when it is not.
- Carry a full solution or analysis from setup to conclusion without skipping assumptions.
- Use notation, units, and technical language clearly enough for formal grading.

Study tips

- Name the governing idea first: Remediation strategy comparison.
- Write down assumptions and constraints before pushing through calculations or design choices.

- End every serious solution with a technical interpretation, not only a final number or label.

Common traps

- Jumping into symbol manipulation before the governing model is clear.
- Treating the procedure like a script instead of checking whether the assumptions still hold.
- Stopping at the answer line without explaining what the result means in context.

Family-level errors to watch for

- Optimizing one piece of the system without checking spillover effects.
- Confusing a metric with the real decision objective.
- Making recommendations without showing the logic or tradeoffs behind them.

Chapter 4

Chapter 4 Applications and system interpretation

Chapter purpose

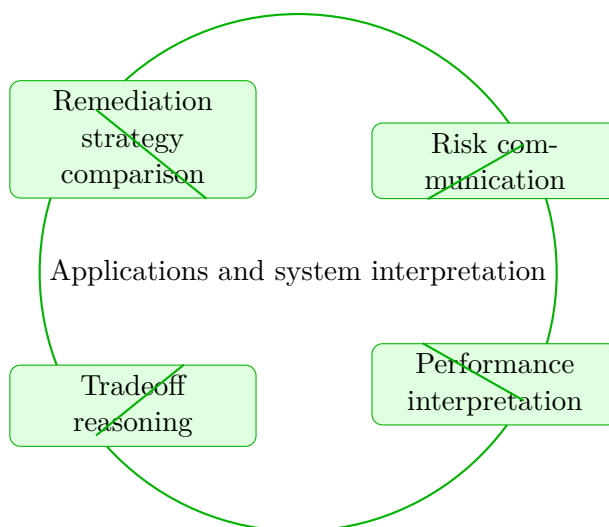
Contaminant Transport and Remediation concentrates on remediation strategy comparison and risk communication in the context of contaminant movement and remediation decision making.

This chapter sits in the middle of Contaminant Transport and Remediation. It develops Remediation strategy comparison, Risk communication, Performance interpretation, and Tradeoff reasoning so that the student can move from explanation to execution without losing the thread of the course.

The student should read this chapter with a network mindset. Whether the subject is management, operations, infrastructure, or policy, the point is to see how local choices reshape the whole system. The book therefore emphasizes interdependence, feedback, and tradeoff reasoning.

Core ideas

- Remediation strategy comparison
- Risk communication
- Performance interpretation
- Tradeoff reasoning



How to think through this chapter

Method in this family usually starts by naming the system boundary, the objective function or decision goal, the important constraints, and the major stakeholders. From there the student should structure the analysis so that recommendations remain traceable to evidence.

When working this chapter, keep the following question active: @@TOKEN_0@@ A good student answer should connect setup, assumptions, and conclusion instead of only chasing a final number or sentence.

Contaminant Transport and Remediation concentrates on remediation strategy comparison and risk communication in the context of contaminant movement and remediation decision making.

Why Applications and system interpretation matters in Contaminant Transport and Remediation

Applications and system interpretation is not just another topic block. It is where students learn to organize their thinking so that remediation strategy comparison becomes a deliberate tool instead of a memorized step list.

Summit treats this lesson as applied reasoning: students should be able to say what the model is doing, what assumptions it needs, and why the conclusion would hold up under review.

How strong students move through this material

The strongest approach is to begin with the governing idea, then connect it to the problem setup, and only then carry out the detailed work. In this lesson that usually means centering remediation strategy comparison before letting algebra, computation, or design detail take over.

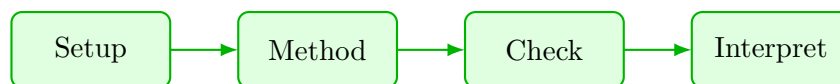
When risk communication enters the picture, the student should already know what variables, constraints, or interpretations matter. That prevents the work from collapsing into disconnected steps.

What to watch for when the work gets harder

Performance interpretation usually separate surface familiarity from real mastery. This is where students need to slow down, keep notation disciplined, and explain why the method choice still fits the problem.

A top-quality solution is not just correct. It is organized, explicit about assumptions, and clear enough that another engineer or instructor could audit the logic without guessing what was meant.

Worked example



@@TOKEN_0@@ Outline a complete contaminant transport and remediation approach that uses remediation strategy comparison to reason through risk communication.

1. Start by identifying the governing principle behind remediation strategy comparison and state the assumptions that make it valid in this setting.
2. Define the variables, coordinate choices, constraints, or design criteria that control risk communication.
3. Carry the method through in a disciplined sequence, showing where remediation strategy comparison shapes the setup and intermediate steps.
4. Close with an engineering interpretation that explains what the result means and why the conclusion is reasonable.

Read this example twice: once for the flow of ideas and once for the technical structure of the solution.

Worked-through guided example

@@TOKEN_0@@ Work a contaminant transport and remediation problem built around remediation strategy comparison. Explain the setup, the governing method, and the final conclusion you would defend.

1. State why remediation strategy comparison is the controlling idea in this problem.

2. List the variables, assumptions, and governing relationships before trying to solve.
3. Carry the reasoning forward in a clean sequence and end with a technical interpretation.

A complete solution begins from remediation strategy comparison, applies the correct course method, and closes with a written interpretation that explains why the result is reasonable.

Instructor commentary

Students should annotate this chapter for structure, not just facts. Mark where the argument changes direction, where the method requires a hidden assumption, and where the conclusion becomes more general than the worked example. If the chapter feels easy while you are reading it but difficult when you close the page, you have not yet converted recognition into mastery.

Study should alternate between framework notes, applied cases, and short decision memos so that analysis and communication stay connected.

Practice while you read

Applications and system interpretation guided practice

Contaminant Transport and Remediation concentrates on remediation strategy comparison and risk communication in the context of contaminant movement and remediation decision making.

@@TOKEN_0@@ Work a contaminant transport and remediation problem built around remediation strategy comparison. Explain the setup, the governing method, and the final conclusion you would defend.

- Hint: Return to the key idea remediation strategy comparison and identify what assumptions, variables, or constraints must be fixed before you work forward.
- Step 1: State why remediation strategy comparison is the controlling idea in this problem.
- Step 2: List the variables, assumptions, and governing relationships before trying to solve.
- Step 3: Carry the reasoning forward in a clean sequence and end with a technical interpretation.
- Checkpoint: A strong checkpoint answer identifies remediation strategy comparison, builds a disciplined setup, and defends a final conclusion.

@@TOKEN_0@@ Work a contaminant transport and remediation problem built around risk communication. Explain the setup, the governing method, and the final conclusion you would defend.

- Hint: Return to the key idea risk communication and identify what assumptions, variables, or constraints must be fixed before you work forward.
- Step 1: State why risk communication is the controlling idea in this problem.

- Step 2: List the variables, assumptions, and governing relationships before trying to solve.
- Step 3: Carry the reasoning forward in a clean sequence and end with a technical interpretation.
- Checkpoint: A strong checkpoint answer identifies risk communication, builds a disciplined setup, and defends a final conclusion.

Chapter homework

@@TOKEN_0@@ Contaminant Transport and Remediation concentrates on remediation strategy comparison and risk communication in the context of contaminant movement and remediation decision making.

1. Complete a full contaminant transport and remediation problem centered on remediation strategy comparison. State the setup, the governing method, and the engineering conclusion you would defend.
2. Complete a full contaminant transport and remediation problem centered on risk communication. State the setup, the governing method, and the engineering conclusion you would defend.
3. Complete a full contaminant transport and remediation problem centered on performance interpretation. State the setup, the governing method, and the engineering conclusion you would defend.
4. Complete a full contaminant transport and remediation problem centered on tradeoff reasoning. State the setup, the governing method, and the engineering conclusion you would defend.

Answers for these homework problems appear in the back-of-book answer key.

Chapter summary and study notes

- Explain when remediation strategy comparison is the right tool and when it is not.
- Carry a full solution or analysis from setup to conclusion without skipping assumptions.
- Use notation, units, and technical language clearly enough for formal grading.

Study tips

- Name the governing idea first: Remediation strategy comparison.
- Write down assumptions and constraints before pushing through calculations or design choices.
- End every serious solution with a technical interpretation, not only a final number or label.

Common traps

- Jumping into symbol manipulation before the governing model is clear.
- Treating the procedure like a script instead of checking whether the assumptions still hold.
- Stopping at the answer line without explaining what the result means in context.

Family-level errors to watch for

- Optimizing one piece of the system without checking spillover effects.
- Confusing a metric with the real decision objective.
- Making recommendations without showing the logic or tradeoffs behind them.

Chapter 5

Chapter 5 Integrated casework and professional communication

Chapter purpose

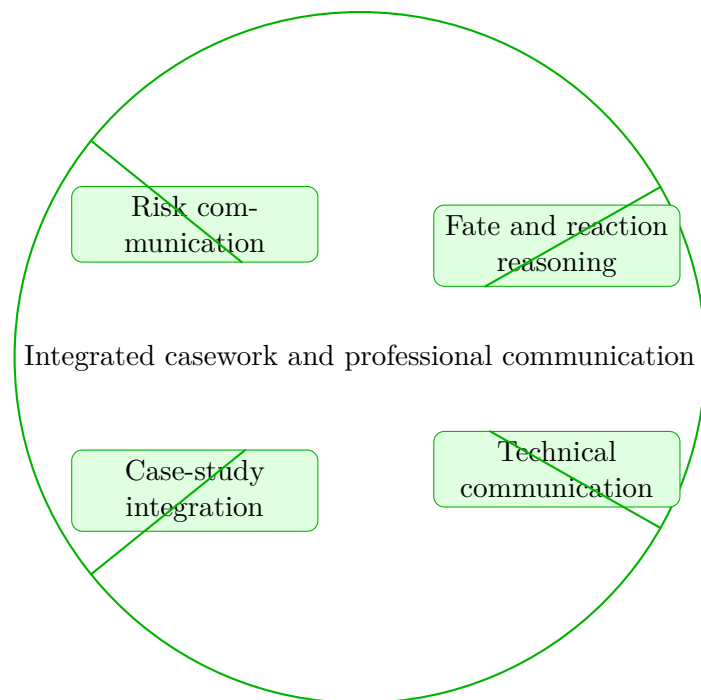
Contaminant Transport and Remediation concentrates on risk communication and fate and reaction reasoning in the context of contaminant movement and remediation decision making.

This chapter sits in the middle of Contaminant Transport and Remediation. It develops Risk communication, Fate and reaction reasoning, Technical communication, and Case-study integration so that the student can move from explanation to execution without losing the thread of the course.

The student should read this chapter with a network mindset. Whether the subject is management, operations, infrastructure, or policy, the point is to see how local choices reshape the whole system. The book therefore emphasizes interdependence, feedback, and tradeoff reasoning.

Core ideas

- Risk communication
- Fate and reaction reasoning
- Technical communication
- Case-study integration



How to think through this chapter

Method in this family usually starts by naming the system boundary, the objective function or decision goal, the important constraints, and the major stakeholders. From there the student should structure the analysis so that recommendations remain traceable to evidence.

When working this chapter, keep the following question active: @@TOKEN_0@@ A good student answer should connect setup, assumptions, and conclusion instead of only chasing a final number or sentence.

Contaminant Transport and Remediation concentrates on risk communication and fate and reaction reasoning in the context of contaminant movement and remediation decision making.

Why Integrated casework and professional communication matters in Contaminant Transport and Remediation

Integrated casework and professional communication is not just another topic block. It is where students learn to organize their thinking so that risk communication becomes a deliberate tool instead of a memorized step list.

Summit treats this lesson as applied reasoning: students should be able to say what the model is doing, what assumptions it needs, and why the conclusion would hold up under review.

How strong students move through this material

The strongest approach is to begin with the governing idea, then connect it to the problem setup, and only then carry out the detailed work. In this lesson that usually means centering risk communication before letting algebra, computation, or design detail take over.

When fate and reaction reasoning enters the picture, the student should already know what variables, constraints, or interpretations matter. That prevents the work from collapsing into disconnected steps.

What to watch for when the work gets harder

Technical communication usually separate surface familiarity from real mastery. This is where students need to slow down, keep notation disciplined, and explain why the method choice still fits the problem.

A top-quality solution is not just correct. It is organized, explicit about assumptions, and clear enough that another engineer or instructor could audit the logic without guessing what was meant.

Worked example



@@TOKEN_0@@ Outline a complete contaminant transport and remediation approach that uses risk communication to reason through fate and reaction reasoning.

1. Start by identifying the governing principle behind risk communication and state the assumptions that make it valid in this setting.
2. Define the variables, coordinate choices, constraints, or design criteria that control fate and reaction reasoning.
3. Carry the method through in a disciplined sequence, showing where risk communication shapes the setup and intermediate steps.
4. Close with an engineering interpretation that explains what the result means and why the conclusion is reasonable.

Read this example twice: once for the flow of ideas and once for the technical structure of the solution.

Worked-through guided example

@@TOKEN_0@@ Work a contaminant transport and remediation problem built around risk communication. Explain the setup, the governing method, and the final conclusion you would defend.

1. State why risk communication is the controlling idea in this problem.
2. List the variables, assumptions, and governing relationships before trying to solve.
3. Carry the reasoning forward in a clean sequence and end with a technical interpretation.

A complete solution begins from risk communication, applies the correct course method, and closes with a written interpretation that explains why the result is reasonable.

Instructor commentary

Students should annotate this chapter for structure, not just facts. Mark where the argument changes direction, where the method requires a hidden assumption, and where the conclusion becomes more general than the worked example. If the chapter feels easy while you are reading it but difficult when you close the page, you have not yet converted recognition into mastery.

Study should alternate between framework notes, applied cases, and short decision memos so that analysis and communication stay connected.

Practice while you read

Integrated casework and professional communication guided practice

Contaminant Transport and Remediation concentrates on risk communication and fate and reaction reasoning in the context of contaminant movement and remediation decision making.

@@TOKEN_0@@ Work a contaminant transport and remediation problem built around risk communication. Explain the setup, the governing method, and the final conclusion you would defend.

- Hint: Return to the key idea risk communication and identify what assumptions, variables, or constraints must be fixed before you work forward.
- Step 1: State why risk communication is the controlling idea in this problem.
- Step 2: List the variables, assumptions, and governing relationships before trying to solve.
- Step 3: Carry the reasoning forward in a clean sequence and end with a technical interpretation.
- Checkpoint: A strong checkpoint answer identifies risk communication, builds a disciplined setup, and defends a final conclusion.

@@TOKEN_0@@ Work a contaminant transport and remediation problem built around fate and reaction reasoning. Explain the setup, the governing method, and the final conclusion you would defend.

- Hint: Return to the key idea fate and reaction reasoning and identify what assumptions, variables, or constraints must be fixed before you work forward.
- Step 1: State why fate and reaction reasoning is the controlling idea in this problem.
- Step 2: List the variables, assumptions, and governing relationships before trying to solve.
- Step 3: Carry the reasoning forward in a clean sequence and end with a technical interpretation.
- Checkpoint: A strong checkpoint answer identifies fate and reaction reasoning, builds a disciplined setup, and defends a final conclusion.

Chapter homework

@@TOKEN_0@@ Contaminant Transport and Remediation concentrates on risk communication and fate and reaction reasoning in the context of contaminant movement and remediation decision making.

1. Complete a full contaminant transport and remediation problem centered on risk communication. State the setup, the governing method, and the engineering conclusion you would defend.
2. Complete a full contaminant transport and remediation problem centered on fate and reaction reasoning. State the setup, the governing method, and the engineering conclusion you would defend.
3. Complete a full contaminant transport and remediation problem centered on technical communication. State the setup, the governing method, and the engineering conclusion you would defend.
4. Complete a full contaminant transport and remediation problem centered on case-study integration. State the setup, the governing method, and the engineering conclusion you would defend.

Answers for these homework problems appear in the back-of-book answer key.

Chapter summary and study notes

- Explain when risk communication is the right tool and when it is not.
- Carry a full solution or analysis from setup to conclusion without skipping assumptions.
- Use notation, units, and technical language clearly enough for formal grading.

Study tips

- Name the governing idea first: Risk communication.
- Write down assumptions and constraints before pushing through calculations or design choices.
- End every serious solution with a technical interpretation, not only a final number or label.

Common traps

- Jumping into symbol manipulation before the governing model is clear.
- Treating the procedure like a script instead of checking whether the assumptions still hold.
- Stopping at the answer line without explaining what the result means in context.

Family-level errors to watch for

- Optimizing one piece of the system without checking spillover effects.
- Confusing a metric with the real decision objective.
- Making recommendations without showing the logic or tradeoffs behind them.

Chapter 6

Chapter 6 Cumulative review and official assessment

Chapter purpose

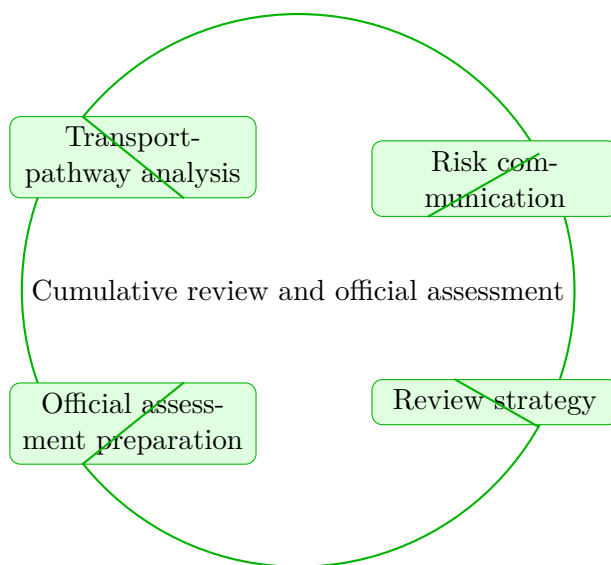
Contaminant Transport and Remediation concentrates on transport-pathway analysis and risk communication in the context of contaminant movement and remediation decision making.

This chapter sits at the end of Contaminant Transport and Remediation. It develops Transport-pathway analysis, Risk communication, Review strategy, and Official assessment preparation so that the student can move from explanation to execution without losing the thread of the course.

The student should read this chapter with a network mindset. Whether the subject is management, operations, infrastructure, or policy, the point is to see how local choices reshape the whole system. The book therefore emphasizes interdependence, feedback, and tradeoff reasoning.

Core ideas

- Transport-pathway analysis
- Risk communication
- Review strategy
- Official assessment preparation



How to think through this chapter

Method in this family usually starts by naming the system boundary, the objective function or decision goal, the important constraints, and the major stakeholders. From there the student should structure the analysis so that recommendations remain traceable to evidence.

When working this chapter, keep the following question active: @@TOKEN_0@@ A good student answer should connect setup, assumptions, and conclusion instead of only chasing a final number or sentence.

Contaminant Transport and Remediation concentrates on transport-pathway analysis and risk communication in the context of contaminant movement and remediation decision making.

Why Cumulative review and official assessment matters in Contaminant Transport and Remediation

Cumulative review and official assessment is not just another topic block. It is where students learn to organize their thinking so that transport-pathway analysis becomes a deliberate tool instead of a memorized step list.

Summit treats this lesson as applied reasoning: students should be able to say what the model is doing, what assumptions it needs, and why the conclusion would hold up under review.

How strong students move through this material

The strongest approach is to begin with the governing idea, then connect it to the problem setup, and only then carry out the detailed work. In this lesson that usually means centering transport-pathway analysis before letting algebra, computation, or design detail take over.

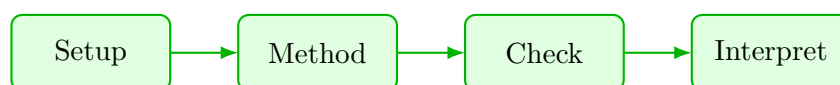
When risk communication enters the picture, the student should already know what variables, constraints, or interpretations matter. That prevents the work from collapsing into disconnected steps.

What to watch for when the work gets harder

Review strategy usually separate surface familiarity from real mastery. This is where students need to slow down, keep notation disciplined, and explain why the method choice still fits the problem.

A top-quality solution is not just correct. It is organized, explicit about assumptions, and clear enough that another engineer or instructor could audit the logic without guessing what was meant.

Worked example



@@TOKEN_0@@ Outline a complete contaminant transport and remediation approach that uses transport-pathway analysis to reason through risk communication.

1. Start by identifying the governing principle behind transport-pathway analysis and state the assumptions that make it valid in this setting.
2. Define the variables, coordinate choices, constraints, or design criteria that control risk communication.
3. Carry the method through in a disciplined sequence, showing where transport-pathway analysis shapes the setup and intermediate steps.
4. Close with an engineering interpretation that explains what the result means and why the conclusion is reasonable.

Read this example twice: once for the flow of ideas and once for the technical structure of the solution.

Worked-through guided example

@@TOKEN_0@@ Work a contaminant transport and remediation problem built around transport-pathway analysis. Explain the setup, the governing method, and the final conclusion you would defend.

1. State why transport-pathway analysis is the controlling idea in this problem.
2. List the variables, assumptions, and governing relationships before trying to solve.

3. Carry the reasoning forward in a clean sequence and end with a technical interpretation.

A complete solution begins from transport-pathway analysis, applies the correct course method, and closes with a written interpretation that explains why the result is reasonable.

Instructor commentary

Students should annotate this chapter for structure, not just facts. Mark where the argument changes direction, where the method requires a hidden assumption, and where the conclusion becomes more general than the worked example. If the chapter feels easy while you are reading it but difficult when you close the page, you have not yet converted recognition into mastery.

Study should alternate between framework notes, applied cases, and short decision memos so that analysis and communication stay connected.

Practice while you read

Cumulative review and official assessment guided practice

Contaminant Transport and Remediation concentrates on transport-pathway analysis and risk communication in the context of contaminant movement and remediation decision making.

@@TOKEN_0@@ Work a contaminant transport and remediation problem built around transport-pathway analysis. Explain the setup, the governing method, and the final conclusion you would defend.

- Hint: Return to the key idea transport-pathway analysis and identify what assumptions, variables, or constraints must be fixed before you work forward.
- Step 1: State why transport-pathway analysis is the controlling idea in this problem.
- Step 2: List the variables, assumptions, and governing relationships before trying to solve.
- Step 3: Carry the reasoning forward in a clean sequence and end with a technical interpretation.
- Checkpoint: A strong checkpoint answer identifies transport-pathway analysis, builds a disciplined setup, and defends a final conclusion.

@@TOKEN_0@@ Work a contaminant transport and remediation problem built around risk communication. Explain the setup, the governing method, and the final conclusion you would defend.

- Hint: Return to the key idea risk communication and identify what assumptions, variables, or constraints must be fixed before you work forward.
- Step 1: State why risk communication is the controlling idea in this problem.
- Step 2: List the variables, assumptions, and governing relationships before trying to solve.

- Step 3: Carry the reasoning forward in a clean sequence and end with a technical interpretation.
- Checkpoint: A strong checkpoint answer identifies risk communication, builds a disciplined setup, and defends a final conclusion.

Chapter homework

@@TOKEN_0@@ Contaminant Transport and Remediation concentrates on transport-pathway analysis and risk communication in the context of contaminant movement and remediation decision making.

1. Complete a full contaminant transport and remediation problem centered on transport-pathway analysis. State the setup, the governing method, and the engineering conclusion you would defend.
2. Complete a full contaminant transport and remediation problem centered on risk communication. State the setup, the governing method, and the engineering conclusion you would defend.
3. Complete a full contaminant transport and remediation problem centered on review strategy. State the setup, the governing method, and the engineering conclusion you would defend.
4. Complete a full contaminant transport and remediation problem centered on official assessment preparation. State the setup, the governing method, and the engineering conclusion you would defend.

Answers for these homework problems appear in the back-of-book answer key.

Chapter summary and study notes

- Explain when transport-pathway analysis is the right tool and when it is not.
- Carry a full solution or analysis from setup to conclusion without skipping assumptions.
- Use notation, units, and technical language clearly enough for formal grading.

Study tips

- Name the governing idea first: Transport-pathway analysis.
- Write down assumptions and constraints before pushing through calculations or design choices.
- End every serious solution with a technical interpretation, not only a final number or label.

Common traps

- Jumping into symbol manipulation before the governing model is clear.
- Treating the procedure like a script instead of checking whether the assumptions still hold.
- Stopping at the answer line without explaining what the result means in context.

Family-level errors to watch for

- Optimizing one piece of the system without checking spillover effects.
- Confusing a metric with the real decision objective.
- Making recommendations without showing the logic or tradeoffs behind them.

Chapter 7

Quiz review and official exam preparation

Homework structure

- Homework Set 1: Foundations and governing ideas: 4 graded problems attached to chapter 1.
- Homework Set 2: Core methods and notation discipline: 4 graded problems attached to chapter 2.
- Homework Set 3: Extended methods and decision workflow: 4 graded problems attached to chapter 3.
- Homework Set 4: Applications and system interpretation: 4 graded problems attached to chapter 4.
- Homework Set 5: Integrated casework and professional communication: 4 graded problems attached to chapter 5.
- Homework Set 6: Cumulative review and official assessment: 4 graded problems attached to chapter 6.

Quiz structure

- Quiz 1: Foundations and governing ideas and Core methods and notation discipline: 4 questions, timed, and single-attempt in the live course. Quiz 1 should be taken only after you can solve the chapter homework without outside prompts.
- Quiz 2: Extended methods and decision workflow and Applications and system interpretation: 4 questions, timed, and single-attempt in the live course. Quiz 2 should be taken only after you can solve the chapter homework without outside prompts.
- Quiz 3: Integrated casework and professional communication and Cumulative review and official assessment: 4 questions, timed, and single-attempt in the live course. Quiz 3 should be taken only after you can solve the chapter homework without outside prompts.

Official mastery exam

- Contaminant Transport and Remediation cumulative mastery exam: 7 major questions, High rigor, first official attempt locks the course grade.

Contaminant Transport and Remediation cumulative mastery exam preparation checklist

- Review every lesson in Contaminant Transport and Remediation and be able to explain why each method is used, not only how it is executed.
- Practice complete written solutions, because Summit grades setup quality, assumptions, and interpretation directly.
- Use the guided practice and quizzes until you can explain the method flow without outside prompts.
- Expect the official exam to combine method choice, disciplined setup, and a defended conclusion in the same answer.

How to use this book before assessment

- Read the relevant chapter and rebuild both worked examples without looking.
- Solve the guided practice in the chapter before attempting the graded homework.
- Check your chapter-homework answers only after you complete a full written attempt.
- Review the quiz answer key after each chapter block and classify your errors by concept, setup, algebra, or interpretation.
- Before the official exam, revisit the chapter purposes, homework corrections, and answer-key notes rather than rereading formulas only.

Chapter 8

Course vocabulary index

- @@TOKEN_0@@: treat this as a working term in the course. You should be able to define it, recognize where it appears, and use it correctly in a solution or explanation.
- @@TOKEN_0@@: treat this as a working term in the course. You should be able to define it, recognize where it appears, and use it correctly in a solution or explanation.
- @@TOKEN_0@@: treat this as a working term in the course. You should be able to define it, recognize where it appears, and use it correctly in a solution or explanation.
- @@TOKEN_0@@: treat this as a working term in the course. You should be able to define it, recognize where it appears, and use it correctly in a solution or explanation.
- @@TOKEN_0@@: treat this as a working term in the course. You should be able to define it, recognize where it appears, and use it correctly in a solution or explanation.
- @@TOKEN_0@@: treat this as a working term in the course. You should be able to define it, recognize where it appears, and use it correctly in a solution or explanation.
- @@TOKEN_0@@: treat this as a working term in the course. You should be able to define it, recognize where it appears, and use it correctly in a solution or explanation.
- @@TOKEN_0@@: treat this as a working term in the course. You should be able to define it, recognize where it appears, and use it correctly in a solution or explanation.
- @@TOKEN_0@@: treat this as a working term in the course. You should be able to define it, recognize where it appears, and use it correctly in a solution or explanation.
- @@TOKEN_0@@: treat this as a working term in the course. You should be able to define it, recognize where it appears, and use it correctly in a solution or explanation.
- @@TOKEN_0@@: treat this as a working term in the course. You should be able to define it, recognize where it appears, and use it correctly in a solution or explanation.
- @@TOKEN_0@@: treat this as a working term in the course. You should be able to define it, recognize where it appears, and use it correctly in a solution or explanation.
- @@TOKEN_0@@: treat this as a working term in the course. You should be able to define it, recognize where it appears, and use it correctly in a solution or explanation.
- @@TOKEN_0@@: treat this as a working term in the course. You should be able to define it, recognize where it appears, and use it correctly in a solution or explanation.

Chapter 9

Back-of-book answers and solution outlines

Guided practice answer key

Chapter 1: Foundations and governing ideas

@@TOKEN_0@@

1. Work a contaminant transport and remediation problem built around transport-pathway analysis. Explain the setup, the governing method, and the final conclusion you would defend.

- Checkpoint answer: A strong checkpoint answer identifies transport-pathway analysis, builds a disciplined setup, and defends a final conclusion. - Solution note: A complete solution begins from transport-pathway analysis, applies the correct course method, and closes with a written interpretation that explains why the result is reasonable.

1. Work a contaminant transport and remediation problem built around fate and reaction reasoning. Explain the setup, the governing method, and the final conclusion you would defend.

- Checkpoint answer: A strong checkpoint answer identifies fate and reaction reasoning, builds a disciplined setup, and defends a final conclusion. - Solution note: A complete solution begins from fate and reaction reasoning, applies the correct course method, and closes with a written interpretation that explains why the result is reasonable.

1. Work a contaminant transport and remediation problem built around notation and conventions. Explain the setup, the governing method, and the final conclusion you would defend.

- Checkpoint answer: A strong checkpoint answer identifies notation and conventions, builds a disciplined setup, and defends a final conclusion. - Solution note: A complete solution begins from notation and conventions, applies the correct course method, and closes with a written interpretation that explains why the result is reasonable.

Chapter 2: Core methods and notation discipline

@@TOKEN_0@@

1. Work a contaminant transport and remediation problem built around fate and reaction reasoning. Explain the setup, the governing method, and the final conclusion you would defend.

- Checkpoint answer: A strong checkpoint answer identifies fate and reaction reasoning, builds a disciplined setup, and defends a final conclusion. - Solution note: A complete solution begins from fate and reaction reasoning, applies the correct course method, and closes with a written interpretation that explains why the result is reasonable.

1. Work a contaminant transport and remediation problem built around remediation strategy comparison. Explain the setup, the governing method, and the final conclusion you would defend.

- Checkpoint answer: A strong checkpoint answer identifies remediation strategy comparison, builds a disciplined setup, and defends a final conclusion. - Solution note: A complete solution begins from remediation strategy comparison, applies the correct course method, and closes with a written interpretation that explains why the result is reasonable.

1. Work a contaminant transport and remediation problem built around structured workflow. Explain the setup, the governing method, and the final conclusion you would defend.

- Checkpoint answer: A strong checkpoint answer identifies structured workflow, builds a disciplined setup, and defends a final conclusion. - Solution note: A complete solution begins from structured workflow, applies the correct course method, and closes with a written interpretation that explains why the result is reasonable.

Chapter 3: Extended methods and decision workflow

@@TOKEN_0@@

1. Work a contaminant transport and remediation problem built around remediation strategy comparison. Explain the setup, the governing method, and the final conclusion you would defend.

- Checkpoint answer: A strong checkpoint answer identifies remediation strategy comparison, builds a disciplined setup, and defends a final conclusion. - Solution note: A complete solution begins from remediation strategy comparison, applies the correct course method, and closes with a written interpretation that explains why the result is reasonable.

1. Work a contaminant transport and remediation problem built around transport-pathway analysis. Explain the setup, the governing method, and the final conclusion you would defend.

- Checkpoint answer: A strong checkpoint answer identifies transport-pathway analysis, builds a disciplined setup, and defends a final conclusion. - Solution note: A complete solution begins from transport-pathway analysis, applies the correct course method, and closes with a written interpretation that explains why the result is reasonable.

1. Work a contaminant transport and remediation problem built around technical method extension. Explain the setup, the governing method, and the final conclusion you would defend.

- Checkpoint answer: A strong checkpoint answer identifies technical method extension, builds a disciplined setup, and defends a final conclusion. - Solution note: A complete solution begins from technical method extension, applies the correct course method, and closes with a written interpretation that explains why the result is reasonable.

Chapter 4: Applications and system interpretation

@@TOKEN_0@@

1. Work a contaminant transport and remediation problem built around remediation strategy comparison. Explain the setup, the governing method, and the final conclusion you would defend.

- Checkpoint answer: A strong checkpoint answer identifies remediation strategy comparison, builds a disciplined setup, and defends a final conclusion. - Solution note: A complete solution begins from remediation strategy comparison, applies the correct course method, and closes with a written interpretation that explains why the result is reasonable.

1. Work a contaminant transport and remediation problem built around risk communication. Explain the setup, the governing method, and the final conclusion you would defend.

- Checkpoint answer: A strong checkpoint answer identifies risk communication, builds a disciplined setup, and defends a final conclusion. - Solution note: A complete solution begins from risk communication, applies the correct course method, and closes with a written interpretation that explains why the result is reasonable.

1. Work a contaminant transport and remediation problem built around performance interpretation. Explain the setup, the governing method, and the final conclusion you would defend.

- Checkpoint answer: A strong checkpoint answer identifies performance interpretation, builds a disciplined setup, and defends a final conclusion. - Solution note: A complete solution begins from performance interpretation, applies the correct course method, and closes with a written interpretation that explains why the result is reasonable.

Chapter 5: Integrated casework and professional communication

@@TOKEN_0@@

1. Work a contaminant transport and remediation problem built around risk communication. Explain the setup, the governing method, and the final conclusion you would defend.

- Checkpoint answer: A strong checkpoint answer identifies risk communication, builds a disciplined setup, and defends a final conclusion. - Solution note: A complete solution begins from risk communication, applies the correct course method, and closes with a written interpretation that explains why the result is reasonable.

1. Work a contaminant transport and remediation problem built around fate and reaction reasoning. Explain the setup, the governing method, and the final conclusion you would defend.

- Checkpoint answer: A strong checkpoint answer identifies fate and reaction reasoning, builds a disciplined setup, and defends a final conclusion. - Solution note: A complete solution begins from fate and reaction reasoning, applies the correct course method, and closes with a written interpretation that explains why the result is reasonable.

1. Work a contaminant transport and remediation problem built around technical communication. Explain the setup, the governing method, and the final conclusion you would defend.

- Checkpoint answer: A strong checkpoint answer identifies technical communication, builds a disciplined setup, and defends a final conclusion. - Solution note: A complete solution begins from technical communication, applies the correct course method, and closes with a written interpretation that explains why the result is reasonable.

Chapter 6: Cumulative review and official assessment

@@TOKEN_0@@

1. Work a contaminant transport and remediation problem built around transport-pathway analysis. Explain the setup, the governing method, and the final conclusion you would defend.

- Checkpoint answer: A strong checkpoint answer identifies transport-pathway analysis, builds a disciplined setup, and defends a final conclusion. - Solution note: A complete solution begins from transport-pathway analysis, applies the correct course method, and closes with a written interpretation that explains why the result is reasonable.

1. Work a contaminant transport and remediation problem built around risk communication. Explain the setup, the governing method, and the final conclusion you would defend.

- Checkpoint answer: A strong checkpoint answer identifies risk communication, builds a disciplined setup, and defends a final conclusion. - Solution note: A complete solution begins from risk communication, applies the correct course method, and closes with a written interpretation that explains why the result is reasonable.

1. Work a contaminant transport and remediation problem built around review strategy. Explain the setup, the governing method, and the final conclusion you would defend.

- Checkpoint answer: A strong checkpoint answer identifies review strategy, builds a disciplined setup, and defends a final conclusion. - Solution note: A complete solution begins from review strategy, applies the correct course method, and closes with a written interpretation that explains why the result is reasonable.

Homework answer key

Homework Set 1: Foundations and governing ideas

1. Complete a full contaminant transport and remediation problem centered on transport-pathway analysis. State the setup, the governing method, and the engineering conclusion you would defend.

- Answer / solution summary: A strong answer identifies the governing model for transport-pathway analysis, states assumptions explicitly, works through the key analytical steps, and closes with a technically defensible conclusion tied to the scenario.

1. Complete a full contaminant transport and remediation problem centered on fate and reaction reasoning. State the setup, the governing method, and the engineering conclusion you would defend.

- Answer / solution summary: A strong answer identifies the governing model for fate and reaction reasoning, states assumptions explicitly, works through the key analytical steps, and closes with a technically defensible conclusion tied to the scenario.

1. Complete a full contaminant transport and remediation problem centered on notation and conventions. State the setup, the governing method, and the engineering conclusion you would defend.

- Answer / solution summary: A strong answer identifies the governing model for notation and conventions, states assumptions explicitly, works through the key analytical steps, and closes with a technically defensible conclusion tied to the scenario.

1. Complete a full contaminant transport and remediation problem centered on baseline model setup. State the setup, the governing method, and the engineering conclusion you would defend.

- Answer / solution summary: A strong answer identifies the governing model for baseline model setup, states assumptions explicitly, works through the key analytical steps, and closes with a technically defensible conclusion tied to the scenario.

Homework Set 2: Core methods and notation discipline

1. Complete a full contaminant transport and remediation problem centered on fate and reaction reasoning. State the setup, the governing method, and the engineering conclusion you would defend.

- Answer / solution summary: A strong answer identifies the governing model for fate and reaction reasoning, states assumptions explicitly, works through the key analytical steps, and closes with a technically defensible conclusion tied to the scenario.

1. Complete a full contaminant transport and remediation problem centered on remediation strategy comparison. State the setup, the governing method, and the engineering conclusion you would defend.

- Answer / solution summary: A strong answer identifies the governing model for remediation strategy comparison, states assumptions explicitly, works through the key analytical steps, and closes with a technically defensible conclusion tied to the scenario.

1. Complete a full contaminant transport and remediation problem centered on structured workflow. State the setup, the governing method, and the engineering conclusion you would defend.

- Answer / solution summary: A strong answer identifies the governing model for structured workflow, states assumptions explicitly, works through the key analytical steps, and closes with a technically defensible conclusion tied to the scenario.

1. Complete a full contaminant transport and remediation problem centered on assumption handling. State the setup, the governing method, and the engineering conclusion you would defend.

- Answer / solution summary: A strong answer identifies the governing model for assumption handling, states assumptions explicitly, works through the key analytical steps, and closes with a technically defensible conclusion tied to the scenario.

Homework Set 3: Extended methods and decision workflow

1. Complete a full contaminant transport and remediation problem centered on remediation strategy comparison. State the setup, the governing method, and the engineering conclusion you would defend.

- Answer / solution summary: A strong answer identifies the governing model for remediation strategy comparison, states assumptions explicitly, works through the key analytical steps, and closes with a technically defensible conclusion tied to the scenario.

1. Complete a full contaminant transport and remediation problem centered on transport-pathway analysis. State the setup, the governing method, and the engineering conclusion you would defend.

- Answer / solution summary: A strong answer identifies the governing model for transport-pathway analysis, states assumptions explicitly, works through the key analytical steps, and closes with a technically defensible conclusion tied to the scenario.

1. Complete a full contaminant transport and remediation problem centered on technical method extension. State the setup, the governing method, and the engineering conclusion you would defend.

- Answer / solution summary: A strong answer identifies the governing model for technical method extension, states assumptions explicitly, works through the key analytical steps, and closes with a technically defensible conclusion tied to the scenario.

1. Complete a full contaminant transport and remediation problem centered on quality checks. State the setup, the governing method, and the engineering conclusion you would defend.

- Answer / solution summary: A strong answer identifies the governing model for quality checks, states assumptions explicitly, works through the key analytical steps, and closes with a technically defensible conclusion tied to the scenario.

Homework Set 4: Applications and system interpretation

1. Complete a full contaminant transport and remediation problem centered on remediation strategy comparison. State the setup, the governing method, and the engineering conclusion you would defend.

- Answer / solution summary: A strong answer identifies the governing model for remediation strategy comparison, states assumptions explicitly, works through the key analytical steps, and closes with a technically defensible conclusion tied to the scenario.

1. Complete a full contaminant transport and remediation problem centered on risk communication. State the setup, the governing method, and the engineering conclusion you would defend.

- Answer / solution summary: A strong answer identifies the governing model for risk communication, states assumptions explicitly, works through the key analytical steps, and closes with a technically defensible conclusion tied to the scenario.

1. Complete a full contaminant transport and remediation problem centered on performance interpretation. State the setup, the governing method, and the engineering conclusion you would defend.

- Answer / solution summary: A strong answer identifies the governing model for performance interpretation, states assumptions explicitly, works through the key analytical steps, and closes with a technically defensible conclusion tied to the scenario.

1. Complete a full contaminant transport and remediation problem centered on tradeoff reasoning. State the setup, the governing method, and the engineering conclusion you would defend.

- Answer / solution summary: A strong answer identifies the governing model for tradeoff reasoning, states assumptions explicitly, works through the key analytical steps, and closes with a technically defensible conclusion tied to the scenario.

Homework Set 5: Integrated casework and professional communication

1. Complete a full contaminant transport and remediation problem centered on risk communication. State the setup, the governing method, and the engineering conclusion you would defend.

- Answer / solution summary: A strong answer identifies the governing model for risk communication, states assumptions explicitly, works through the key analytical steps, and closes with a technically defensible conclusion tied to the scenario.

1. Complete a full contaminant transport and remediation problem centered on fate and reaction reasoning. State the setup, the governing method, and the engineering conclusion you would defend.

- Answer / solution summary: A strong answer identifies the governing model for fate and reaction reasoning, states assumptions explicitly, works through the key analytical steps, and closes with a technically defensible conclusion tied to the scenario.

1. Complete a full contaminant transport and remediation problem centered on technical communication. State the setup, the governing method, and the engineering conclusion you would defend.

- Answer / solution summary: A strong answer identifies the governing model for technical communication, states assumptions explicitly, works through the key analytical steps, and closes with a technically defensible conclusion tied to the scenario.

1. Complete a full contaminant transport and remediation problem centered on case-study integration. State the setup, the governing method, and the engineering conclusion you would defend.

- Answer / solution summary: A strong answer identifies the governing model for case-study integration, states assumptions explicitly, works through the key analytical steps, and closes with a technically defensible conclusion tied to the scenario.

Homework Set 6: Cumulative review and official assessment

1. Complete a full contaminant transport and remediation problem centered on transport-pathway analysis. State the setup, the governing method, and the engineering conclusion you would defend.

- Answer / solution summary: A strong answer identifies the governing model for transport-pathway analysis, states assumptions explicitly, works through the key analytical steps, and closes with a technically defensible conclusion tied to the scenario.

1. Complete a full contaminant transport and remediation problem centered on risk communication. State the setup, the governing method, and the engineering conclusion you would defend.

- Answer / solution summary: A strong answer identifies the governing model for risk communication, states assumptions explicitly, works through the key analytical steps, and closes with a technically defensible conclusion tied to the scenario.

1. Complete a full contaminant transport and remediation problem centered on review strategy. State the setup, the governing method, and the engineering conclusion you would defend.

- Answer / solution summary: A strong answer identifies the governing model for review strategy, states assumptions explicitly, works through the key analytical steps, and closes with a technically defensible conclusion tied to the scenario.

1. Complete a full contaminant transport and remediation problem centered on official assessment preparation. State the setup, the governing method, and the engineering conclusion you would defend.

- Answer / solution summary: A strong answer identifies the governing model for official assessment preparation, states assumptions explicitly, works through the key analytical steps, and closes with a technically defensible conclusion tied to the scenario.

Quiz answer key

Quiz 1: Foundations and governing ideas and Core methods and notation discipline

1. Which topic is a direct priority inside Foundations and governing ideas?

- Answer key: Transport-pathway analysis. Transport-pathway analysis is named directly in the Foundations and governing ideas study block and is one of the required ideas for mastery in this course.

1. Which topic is a direct priority inside Foundations and governing ideas?

- Answer key: Fate and reaction reasoning. Fate and reaction reasoning is named directly in the Foundations and governing ideas study block and is one of the required ideas for mastery in this course.

1. Which topic is a direct priority inside Core methods and notation discipline?

- Answer key: Fate and reaction reasoning. Fate and reaction reasoning is named directly in the Core methods and notation discipline study block and is one of the required ideas for mastery in this course.

1. Which topic is a direct priority inside Core methods and notation discipline?

- Answer key: Remediation strategy comparison. Remediation strategy comparison is named directly in the Core methods and notation discipline study block and is one of the required ideas for mastery in this course.

Quiz 2: Extended methods and decision workflow and Applications and system interpretation

1. Which topic is a direct priority inside Extended methods and decision workflow?

- Answer key: Remediation strategy comparison. Remediation strategy comparison is named directly in the Extended methods and decision workflow study block and is one of the required ideas for mastery in this course.

1. Which topic is a direct priority inside Extended methods and decision workflow?

- Answer key: Transport-pathway analysis. Transport-pathway analysis is named directly in the Extended methods and decision workflow study block and is one of the required ideas for mastery in this course.

1. Which topic is a direct priority inside Applications and system interpretation?

- Answer key: Remediation strategy comparison. Remediation strategy comparison is named directly in the Applications and system interpretation study block and is one of the required ideas for mastery in this course.

1. Which topic is a direct priority inside Applications and system interpretation?

- Answer key: Risk communication. Risk communication is named directly in the Applications and system interpretation study block and is one of the required ideas for mastery in this course.

Quiz 3: Integrated casework and professional communication and Cumulative review and official assessment

1. Which topic is a direct priority inside Integrated casework and professional communication?

- Answer key: Risk communication. Risk communication is named directly in the Integrated casework and professional communication study block and is one of the required ideas for mastery in this course.

1. Which topic is a direct priority inside Integrated casework and professional communication?

- Answer key: Fate and reaction reasoning. Fate and reaction reasoning is named directly in the Integrated casework and professional communication study block and is one of the required ideas for mastery in this course.

1. Which topic is a direct priority inside Cumulative review and official assessment?

- Answer key: Transport-pathway analysis. Transport-pathway analysis is named directly in the Cumulative review and official assessment study block and is one of the required ideas for mastery in this course.

1. Which topic is a direct priority inside Cumulative review and official assessment?

- Answer key: Risk communication. Risk communication is named directly in the Cumulative review and official assessment study block and is one of the required ideas for mastery in this course.

Mastery exam solution outlines

Contaminant Transport and Remediation cumulative mastery exam

1. Explain how transport-pathway analysis is used inside Contaminant Transport and Remediation to analyze or design around fate and reaction reasoning. Give the method, the assumptions that matter, and the conclusion you would stand behind.

- What to show: The governing principle behind transport-pathway analysis; A disciplined setup for fate and reaction reasoning; A clear engineering conclusion - Solution outline: A strong solution identifies the governing principle for transport-pathway analysis before jumping into algebra, computation, or design detail. The work should connect transport-pathway analysis to fate and reaction reasoning with explicit assumptions, a defensible setup, and a technically clear conclusion.

1. Explain how fate and reaction reasoning is used inside Contaminant Transport and Remediation to analyze or design around remediation strategy comparison. Give the method, the assumptions that matter, and the conclusion you would stand behind.

- What to show: The governing principle behind fate and reaction reasoning; A disciplined setup for remediation strategy comparison; A clear engineering conclusion - Solution outline: A strong solution identifies the governing principle for fate and reaction reasoning before jumping into algebra, computation, or design detail. The work should connect fate and reaction reasoning to remediation strategy comparison with explicit assumptions, a defensible setup, and a technically clear conclusion.

1. Explain how remediation strategy comparison is used inside Contaminant Transport and Remediation to analyze or design around transport-pathway analysis. Give the method, the assumptions that matter, and the conclusion you would stand behind.

- What to show: The governing principle behind remediation strategy comparison; A disciplined setup for transport-pathway analysis; A clear engineering conclusion - Solution outline: A strong solution identifies the governing principle for remediation strategy comparison before jumping into algebra, computation, or design detail. The work should connect remediation strategy comparison to transport-pathway analysis with explicit assumptions, a defensible setup, and a technically clear conclusion.

1. Explain how remediation strategy comparison is used inside Contaminant Transport and Remediation to analyze or design around risk communication. Give the method, the assumptions that matter, and the conclusion you would stand behind.

- What to show: The governing principle behind remediation strategy comparison; A disciplined setup for risk communication; A clear engineering conclusion - Solution outline: A strong solution identifies the governing principle for remediation strategy comparison before jumping into algebra, computation, or design detail. The work should connect remediation strategy comparison to risk communication with explicit assumptions, a defensible setup, and a technically clear conclusion.

1. Explain how risk communication is used inside Contaminant Transport and Remediation to analyze or design around fate and reaction reasoning. Give the method, the assumptions that matter, and the conclusion you would stand behind.

- What to show: The governing principle behind risk communication; A disciplined setup for fate and reaction reasoning; A clear engineering conclusion - Solution outline: A strong solution identifies the governing principle for risk communication before jumping into algebra, computation, or design detail. The work should connect risk communication to fate and reaction reasoning with explicit assumptions, a defensible setup, and a technically clear conclusion.

1. Explain how transport-pathway analysis is used inside Contaminant Transport and Remediation to analyze or design around risk communication. Give the method, the assumptions that matter, and the conclusion you would stand behind.

- What to show: The governing principle behind transport-pathway analysis; A disciplined setup for risk communication; A clear engineering conclusion - Solution outline: A strong solution identifies the governing principle for transport-pathway analysis before jumping into algebra, computation, or design detail. The work should connect transport-pathway analysis to risk communication with explicit assumptions, a defensible setup, and a technically clear conclusion.

1. Write a cumulative response that shows how a student in Contaminant Transport and Remediation should move from problem statement to defended result. Use the course outcomes to explain what high-quality work looks like.

- What to show: A staged engineering workflow; The assumptions or modeling choices that control the result; A defended final interpretation - Solution outline: A strong answer reflects the course outcome "Explain and use the core workflow behind contaminant movement and remediation decision making." and explains how disciplined setup, method choice, and interpretation fit together. The response should describe a full workflow, not isolated vocabulary words.

Reference note

For the full bibliography behind this textbook, use @@TOKEN_0@@. The answer key in this book is Summit-authored and aligned to the live course runtime.