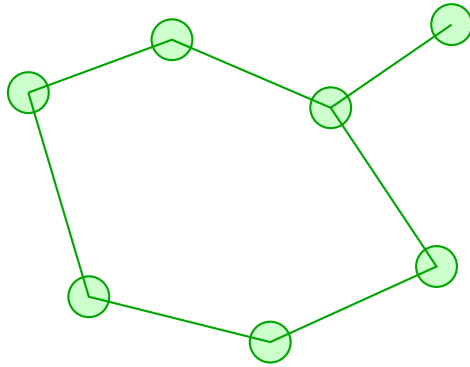


Summit BIOE 451: Bioengineering Elective I

Summit fully illustrated textbook edition



Original Summit-authored instructional text generated from the live course runtime,
bibliography layer, and assessment structure.

March 22, 2026

@@TOKEN_0@@ Summit first edition draft @@TOKEN_1@@ college @@TOKEN_2@@ 3 @@TO-
KEN_3@@ 14 weeks @@TOKEN_4@@ 6-9 hours each week

Originality note

This textbook is a Summit-authored instructional text. It is informed by the course bibliography in @@TOKEN_0@@ and by open academic references used elsewhere in Summit, but it does not copy or restate any single commercial textbook.

How this textbook was built

This book was generated from the live Summit course runtime for Bioengineering Elective I: the syllabus, lesson sequence, reading chapters, guided practice, homework sets, quizzes, mastery exam, and workload standard. The design goal is to give a student a usable, course-complete book while preserving original Summit wording and sequencing.

Advanced technical elective in biomaterials, devices, biosystems, molecular engineering, or applied bioanalysis. Summit positions this course around advanced depth in a selected bioengineering specialization.

Materials chapters should link structure, processing, properties, and performance rather than treating them as isolated facts.

This volume is structured as a teaching book rather than a bare note pack. Every chapter contains explanation, worked examples, guided practice, chapter homework, and a rear answer key so the student can study independently and still get disciplined feedback.

Course use guide

- Read one chapter at a time in sequence; each chapter is aligned to a live lesson block in the course workspace.
- Rebuild the worked examples before attempting the graded homework or quiz material.
- Keep a scratch notebook beside the text and write down assumptions, diagrams, and the points where you usually get stuck.
- Use the course tutor, guided practice, and homework only after you can explain the chapter in your own words.

Contents

Originality note	ii
How this textbook was built	iii
Course use guide	iv
Course map	vi
Prerequisite and readiness position	vii
Semester workload standard	viii
Reference basis	ix
1 Chapter 1 Foundations and governing ideas	1
2 Chapter 2 Core methods and notation discipline	7
3 Chapter 3 Extended methods and decision workflow	13
4 Chapter 4 Applications and system interpretation	19
5 Chapter 5 Integrated casework and professional communication	25
6 Chapter 6 Cumulative review and official assessment	31
7 Quiz review and official exam preparation	37
8 Course vocabulary index	39

9 Back-of-book answers and solution outlines

40

Course map

- 6 live lesson chapters
- 6 graded homework checkpoints
- 3 timed quizzes
- 1 cumulative mastery exam
- 5 declared course outcomes

Prerequisite and readiness position

This course is a gateway course in the current Summit sequence.

This course does not require a formal Summit prerequisite, but students are still expected to arrive ready for college-level workload, notation, and technical communication.

Semester workload standard

Summit runtime workload label: 6-9 hours each week.

Reference basis

Primary synthesis anchors from the bibliography for this course (50 listed references total):

1. Introduction to Biomedical Engineering
2. Campbell Biology
3. Molecular Biology of the Cell
4. Lehninger Principles of Biochemistry
5. Bioinstrumentation
6. Introduction to Biomedical Engineering
7. Introduction to Biomedical Engineering
8. Bioengineering

Chapter 1

Chapter 1 Foundations and governing ideas

Chapter purpose

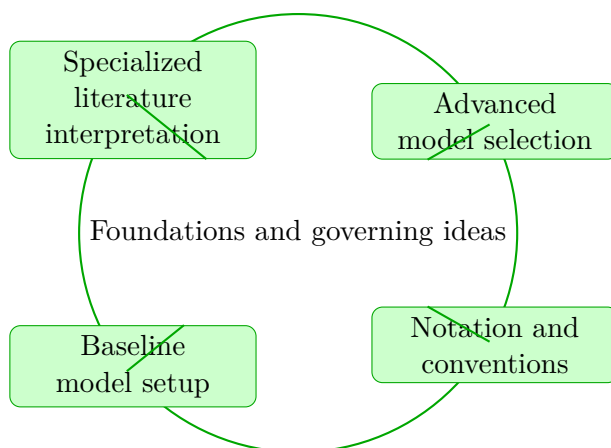
Bioengineering Elective I concentrates on specialized literature interpretation and advanced model selection in the context of advanced depth in a selected bioengineering specialization.

This chapter sits at the opening of Bioengineering Elective I. It develops Specialized literature interpretation, Advanced model selection, Notation and conventions, and Baseline model setup so that the student can move from explanation to execution without losing the thread of the course.

A useful reading of this chapter always asks why a material behaves the way it does and how that behavior changes under processing, environment, and loading. The text therefore keeps the chain from microstructure to engineering decision visible throughout.

Core ideas

- Specialized literature interpretation
- Advanced model selection
- Notation and conventions
- Baseline model setup



How to think through this chapter

Method work in this family often combines data interpretation, comparison, and design judgment. Students should identify the material class, the controlling property, the service environment, and the failure or manufacturing concern before settling on an answer.

When working this chapter, keep the following question active: @@TOKEN_0@@ A good student answer should connect setup, assumptions, and conclusion instead of only chasing a final number or sentence.

Bioengineering Elective I concentrates on specialized literature interpretation and advanced model selection in the context of advanced depth in a selected bioengineering specialization.

Why Foundations and governing ideas matters in Bioengineering Elective I

Foundations and governing ideas is not just another topic block. It is where students learn to organize their thinking so that specialized literature interpretation becomes a deliberate tool instead of a memorized step list.

Summit treats this lesson as applied reasoning: students should be able to say what the model is doing, what assumptions it needs, and why the conclusion would hold up under review.

How strong students move through this material

The strongest approach is to begin with the governing idea, then connect it to the problem setup, and only then carry out the detailed work. In this lesson that usually means centering specialized literature interpretation before letting algebra, computation, or design detail take over.

When advanced model selection enters the picture, the student should already know what variables, constraints, or interpretations matter. That prevents the work from collapsing into disconnected

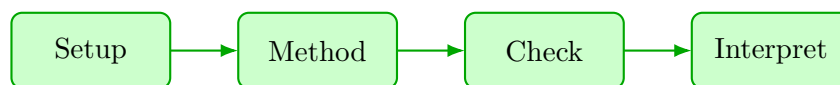
steps.

What to watch for when the work gets harder

Notation and conventions usually separate surface familiarity from real mastery. This is where students need to slow down, keep notation disciplined, and explain why the method choice still fits the problem.

A top-quality solution is not just correct. It is organized, explicit about assumptions, and clear enough that another engineer or instructor could audit the logic without guessing what was meant.

Worked example



@@TOKEN_0@@ Outline a complete bioengineering elective i approach that uses specialized literature interpretation to reason through advanced model selection.

1. Start by identifying the governing principle behind specialized literature interpretation and state the assumptions that make it valid in this setting.
2. Define the variables, coordinate choices, constraints, or design criteria that control advanced model selection.
3. Carry the method through in a disciplined sequence, showing where specialized literature interpretation shapes the setup and intermediate steps.
4. Close with an engineering interpretation that explains what the result means and why the conclusion is reasonable.

Read this example twice: once for the flow of ideas and once for the technical structure of the solution.

Worked-through guided example

@@TOKEN_0@@ Work a bioengineering elective i problem built around specialized literature interpretation. Explain the setup, the governing method, and the final conclusion you would defend.

1. State why specialized literature interpretation is the controlling idea in this problem.
2. List the variables, assumptions, and governing relationships before trying to solve.

3. Carry the reasoning forward in a clean sequence and end with a technical interpretation.

A complete solution begins from specialized literature interpretation, applies the correct course method, and closes with a written interpretation that explains why the result is reasonable.

Instructor commentary

Students should annotate this chapter for structure, not just facts. Mark where the argument changes direction, where the method requires a hidden assumption, and where the conclusion becomes more general than the worked example. If the chapter feels easy while you are reading it but difficult when you close the page, you have not yet converted recognition into mastery.

Study should alternate between conceptual summaries, property tables, and decision-style problems so that the student learns to choose materials, not just define them.

Practice while you read

Foundations and governing ideas guided practice

Bioengineering Elective I concentrates on specialized literature interpretation and advanced model selection in the context of advanced depth in a selected bioengineering specialization.

@@TOKEN_0@@ Work a bioengineering elective i problem built around specialized literature interpretation. Explain the setup, the governing method, and the final conclusion you would defend.

- Hint: Return to the key idea specialized literature interpretation and identify what assumptions, variables, or constraints must be fixed before you work forward.
- Step 1: State why specialized literature interpretation is the controlling idea in this problem.
- Step 2: List the variables, assumptions, and governing relationships before trying to solve.
- Step 3: Carry the reasoning forward in a clean sequence and end with a technical interpretation.
- Checkpoint: A strong checkpoint answer identifies specialized literature interpretation, builds a disciplined setup, and defends a final conclusion.

@@TOKEN_0@@ Work a bioengineering elective i problem built around advanced model selection. Explain the setup, the governing method, and the final conclusion you would defend.

- Hint: Return to the key idea advanced model selection and identify what assumptions, variables, or constraints must be fixed before you work forward.
- Step 1: State why advanced model selection is the controlling idea in this problem.
- Step 2: List the variables, assumptions, and governing relationships before trying to solve.

- Step 3: Carry the reasoning forward in a clean sequence and end with a technical interpretation.
- Checkpoint: A strong checkpoint answer identifies advanced model selection, builds a disciplined setup, and defends a final conclusion.

Chapter homework

@@TOKEN_0@@ Bioengineering Elective I concentrates on specialized literature interpretation and advanced model selection in the context of advanced depth in a selected bioengineering specialization.

1. Complete a full bioengineering elective i problem centered on specialized literature interpretation. State the setup, the governing method, and the engineering conclusion you would defend.
2. Complete a full bioengineering elective i problem centered on advanced model selection. State the setup, the governing method, and the engineering conclusion you would defend.
3. Complete a full bioengineering elective i problem centered on notation and conventions. State the setup, the governing method, and the engineering conclusion you would defend.
4. Complete a full bioengineering elective i problem centered on baseline model setup. State the setup, the governing method, and the engineering conclusion you would defend.

Answers for these homework problems appear in the back-of-book answer key.

Chapter summary and study notes

- Explain when specialized literature interpretation is the right tool and when it is not.
- Carry a full solution or analysis from setup to conclusion without skipping assumptions.
- Use notation, units, and technical language clearly enough for formal grading.

Study tips

- Name the governing idea first: Specialized literature interpretation.
- Write down assumptions and constraints before pushing through calculations or design choices.
- End every serious solution with a technical interpretation, not only a final number or label.

Common traps

- Jumping into symbol manipulation before the governing model is clear.
- Treating the procedure like a script instead of checking whether the assumptions still hold.
- Stopping at the answer line without explaining what the result means in context.

Family-level errors to watch for

- Memorizing material categories without connecting them to performance.
- Ignoring manufacturing route or service environment when making recommendations.
- Using property values without explaining why they matter for the application.

Chapter 2

Chapter 2 Core methods and notation discipline

Chapter purpose

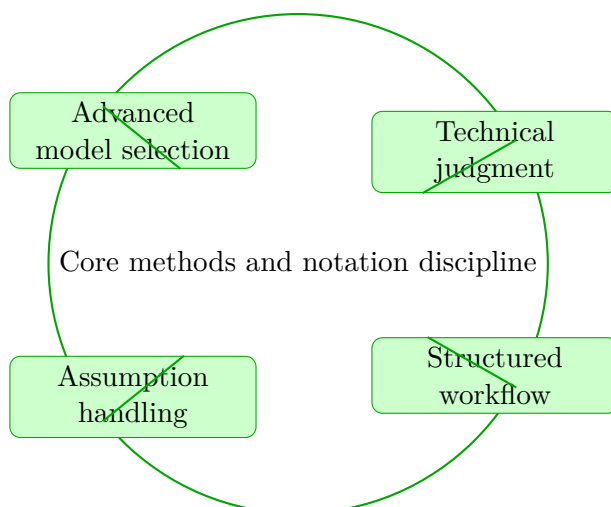
Bioengineering Elective I concentrates on advanced model selection and technical judgment in the context of advanced depth in a selected bioengineering specialization.

This chapter sits in the middle of Bioengineering Elective I. It develops Advanced model selection, Technical judgment, Structured workflow, and Assumption handling so that the student can move from explanation to execution without losing the thread of the course.

A useful reading of this chapter always asks why a material behaves the way it does and how that behavior changes under processing, environment, and loading. The text therefore keeps the chain from microstructure to engineering decision visible throughout.

Core ideas

- Advanced model selection
- Technical judgment
- Structured workflow
- Assumption handling



How to think through this chapter

Method work in this family often combines data interpretation, comparison, and design judgment. Students should identify the material class, the controlling property, the service environment, and the failure or manufacturing concern before settling on an answer.

When working this chapter, keep the following question active: @@TOKEN_0@@ A good student answer should connect setup, assumptions, and conclusion instead of only chasing a final number or sentence.

Bioengineering Elective I concentrates on advanced model selection and technical judgment in the context of advanced depth in a selected bioengineering specialization.

Why Core methods and notation discipline matters in Bioengineering Elective I

Core methods and notation discipline is not just another topic block. It is where students learn to organize their thinking so that advanced model selection becomes a deliberate tool instead of a memorized step list.

Summit treats this lesson as applied reasoning: students should be able to say what the model is doing, what assumptions it needs, and why the conclusion would hold up under review.

How strong students move through this material

The strongest approach is to begin with the governing idea, then connect it to the problem setup, and only then carry out the detailed work. In this lesson that usually means centering advanced model selection before letting algebra, computation, or design detail take over.

When technical judgment enters the picture, the student should already know what variables,

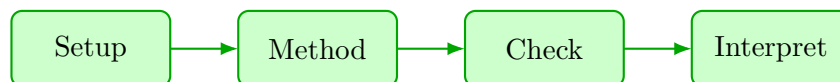
constraints, or interpretations matter. That prevents the work from collapsing into disconnected steps.

What to watch for when the work gets harder

Structured workflow usually separate surface familiarity from real mastery. This is where students need to slow down, keep notation disciplined, and explain why the method choice still fits the problem.

A top-quality solution is not just correct. It is organized, explicit about assumptions, and clear enough that another engineer or instructor could audit the logic without guessing what was meant.

Worked example



@@TOKEN_0@@ Outline a complete bioengineering elective i approach that uses advanced model selection to reason through technical judgment.

1. Start by identifying the governing principle behind advanced model selection and state the assumptions that make it valid in this setting.
2. Define the variables, coordinate choices, constraints, or design criteria that control technical judgment.
3. Carry the method through in a disciplined sequence, showing where advanced model selection shapes the setup and intermediate steps.
4. Close with an engineering interpretation that explains what the result means and why the conclusion is reasonable.

Read this example twice: once for the flow of ideas and once for the technical structure of the solution.

Worked-through guided example

@@TOKEN_0@@ Work a bioengineering elective i problem built around advanced model selection. Explain the setup, the governing method, and the final conclusion you would defend.

1. State why advanced model selection is the controlling idea in this problem.
2. List the variables, assumptions, and governing relationships before trying to solve.

3. Carry the reasoning forward in a clean sequence and end with a technical interpretation.

A complete solution begins from advanced model selection, applies the correct course method, and closes with a written interpretation that explains why the result is reasonable.

Instructor commentary

Students should annotate this chapter for structure, not just facts. Mark where the argument changes direction, where the method requires a hidden assumption, and where the conclusion becomes more general than the worked example. If the chapter feels easy while you are reading it but difficult when you close the page, you have not yet converted recognition into mastery.

Study should alternate between conceptual summaries, property tables, and decision-style problems so that the student learns to choose materials, not just define them.

Practice while you read

Core methods and notation discipline guided practice

Bioengineering Elective I concentrates on advanced model selection and technical judgment in the context of advanced depth in a selected bioengineering specialization.

@@TOKEN_0@@ Work a bioengineering elective i problem built around advanced model selection. Explain the setup, the governing method, and the final conclusion you would defend.

- Hint: Return to the key idea advanced model selection and identify what assumptions, variables, or constraints must be fixed before you work forward.
- Step 1: State why advanced model selection is the controlling idea in this problem.
- Step 2: List the variables, assumptions, and governing relationships before trying to solve.
- Step 3: Carry the reasoning forward in a clean sequence and end with a technical interpretation.
- Checkpoint: A strong checkpoint answer identifies advanced model selection, builds a disciplined setup, and defends a final conclusion.

@@TOKEN_0@@ Work a bioengineering elective i problem built around technical judgment. Explain the setup, the governing method, and the final conclusion you would defend.

- Hint: Return to the key idea technical judgment and identify what assumptions, variables, or constraints must be fixed before you work forward.
- Step 1: State why technical judgment is the controlling idea in this problem.
- Step 2: List the variables, assumptions, and governing relationships before trying to solve.
- Step 3: Carry the reasoning forward in a clean sequence and end with a technical interpretation.

- Checkpoint: A strong checkpoint answer identifies technical judgment, builds a disciplined setup, and defends a final conclusion.

Chapter homework

@@TOKEN_0@@ Bioengineering Elective I concentrates on advanced model selection and technical judgment in the context of advanced depth in a selected bioengineering specialization.

1. Complete a full bioengineering elective i problem centered on advanced model selection. State the setup, the governing method, and the engineering conclusion you would defend.
2. Complete a full bioengineering elective i problem centered on technical judgment. State the setup, the governing method, and the engineering conclusion you would defend.
3. Complete a full bioengineering elective i problem centered on structured workflow. State the setup, the governing method, and the engineering conclusion you would defend.
4. Complete a full bioengineering elective i problem centered on assumption handling. State the setup, the governing method, and the engineering conclusion you would defend.

Answers for these homework problems appear in the back-of-book answer key.

Chapter summary and study notes

- Explain when advanced model selection is the right tool and when it is not.
- Carry a full solution or analysis from setup to conclusion without skipping assumptions.
- Use notation, units, and technical language clearly enough for formal grading.

Study tips

- Name the governing idea first: Advanced model selection.
- Write down assumptions and constraints before pushing through calculations or design choices.
- End every serious solution with a technical interpretation, not only a final number or label.

Common traps

- Jumping into symbol manipulation before the governing model is clear.
- Treating the procedure like a script instead of checking whether the assumptions still hold.
- Stopping at the answer line without explaining what the result means in context.

Family-level errors to watch for

- Memorizing material categories without connecting them to performance.
- Ignoring manufacturing route or service environment when making recommendations.
- Using property values without explaining why they matter for the application.

Chapter 3

Chapter 3 Extended methods and decision workflow

Chapter purpose

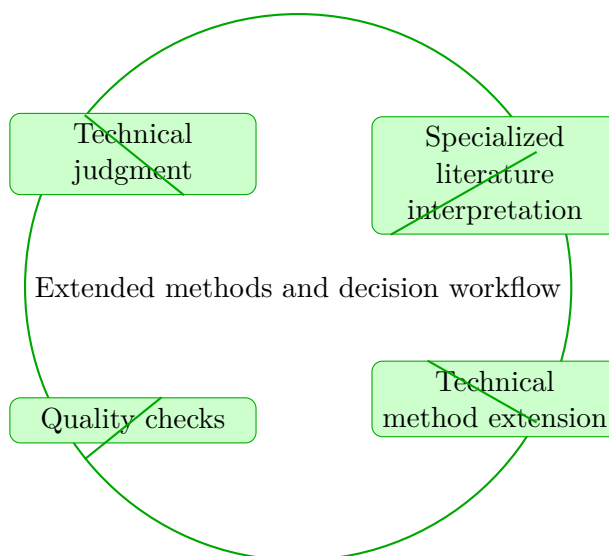
Bioengineering Elective I concentrates on technical judgment and specialized literature interpretation in the context of advanced depth in a selected bioengineering specialization.

This chapter sits in the middle of Bioengineering Elective I. It develops Technical judgment, Specialized literature interpretation, Technical method extension, and Quality checks so that the student can move from explanation to execution without losing the thread of the course.

A useful reading of this chapter always asks why a material behaves the way it does and how that behavior changes under processing, environment, and loading. The text therefore keeps the chain from microstructure to engineering decision visible throughout.

Core ideas

- Technical judgment
- Specialized literature interpretation
- Technical method extension
- Quality checks



How to think through this chapter

Method work in this family often combines data interpretation, comparison, and design judgment. Students should identify the material class, the controlling property, the service environment, and the failure or manufacturing concern before settling on an answer.

When working this chapter, keep the following question active: @@TOKEN_0@@ A good student answer should connect setup, assumptions, and conclusion instead of only chasing a final number or sentence.

Bioengineering Elective I concentrates on technical judgment and specialized literature interpretation in the context of advanced depth in a selected bioengineering specialization.

Why Extended methods and decision workflow matters in Bioengineering Elective I

Extended methods and decision workflow is not just another topic block. It is where students learn to organize their thinking so that technical judgment becomes a deliberate tool instead of a memorized step list.

Summit treats this lesson as applied reasoning: students should be able to say what the model is doing, what assumptions it needs, and why the conclusion would hold up under review.

How strong students move through this material

The strongest approach is to begin with the governing idea, then connect it to the problem setup, and only then carry out the detailed work. In this lesson that usually means centering technical judgment before letting algebra, computation, or design detail take over.

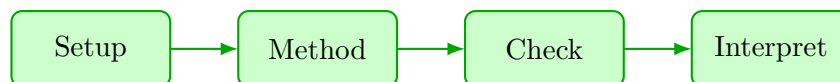
When specialized literature interpretation enters the picture, the student should already know what variables, constraints, or interpretations matter. That prevents the work from collapsing into disconnected steps.

What to watch for when the work gets harder

Technical method extension usually separate surface familiarity from real mastery. This is where students need to slow down, keep notation disciplined, and explain why the method choice still fits the problem.

A top-quality solution is not just correct. It is organized, explicit about assumptions, and clear enough that another engineer or instructor could audit the logic without guessing what was meant.

Worked example



@@TOKEN_0@@ Outline a complete bioengineering elective i approach that uses technical judgment to reason through specialized literature interpretation.

1. Start by identifying the governing principle behind technical judgment and state the assumptions that make it valid in this setting.
2. Define the variables, coordinate choices, constraints, or design criteria that control specialized literature interpretation.
3. Carry the method through in a disciplined sequence, showing where technical judgment shapes the setup and intermediate steps.
4. Close with an engineering interpretation that explains what the result means and why the conclusion is reasonable.

Read this example twice: once for the flow of ideas and once for the technical structure of the solution.

Worked-through guided example

@@TOKEN_0@@ Work a bioengineering elective i problem built around technical judgment. Explain the setup, the governing method, and the final conclusion you would defend.

1. State why technical judgment is the controlling idea in this problem.
2. List the variables, assumptions, and governing relationships before trying to solve.

3. Carry the reasoning forward in a clean sequence and end with a technical interpretation.

A complete solution begins from technical judgment, applies the correct course method, and closes with a written interpretation that explains why the result is reasonable.

Instructor commentary

Students should annotate this chapter for structure, not just facts. Mark where the argument changes direction, where the method requires a hidden assumption, and where the conclusion becomes more general than the worked example. If the chapter feels easy while you are reading it but difficult when you close the page, you have not yet converted recognition into mastery.

Study should alternate between conceptual summaries, property tables, and decision-style problems so that the student learns to choose materials, not just define them.

Practice while you read

Extended methods and decision workflow guided practice

Bioengineering Elective I concentrates on technical judgment and specialized literature interpretation in the context of advanced depth in a selected bioengineering specialization.

@@TOKEN_0@@ Work a bioengineering elective i problem built around technical judgment. Explain the setup, the governing method, and the final conclusion you would defend.

- Hint: Return to the key idea technical judgment and identify what assumptions, variables, or constraints must be fixed before you work forward.
- Step 1: State why technical judgment is the controlling idea in this problem.
- Step 2: List the variables, assumptions, and governing relationships before trying to solve.
- Step 3: Carry the reasoning forward in a clean sequence and end with a technical interpretation.
- Checkpoint: A strong checkpoint answer identifies technical judgment, builds a disciplined setup, and defends a final conclusion.

@@TOKEN_0@@ Work a bioengineering elective i problem built around specialized literature interpretation. Explain the setup, the governing method, and the final conclusion you would defend.

- Hint: Return to the key idea specialized literature interpretation and identify what assumptions, variables, or constraints must be fixed before you work forward.
- Step 1: State why specialized literature interpretation is the controlling idea in this problem.
- Step 2: List the variables, assumptions, and governing relationships before trying to solve.

- Step 3: Carry the reasoning forward in a clean sequence and end with a technical interpretation.
- Checkpoint: A strong checkpoint answer identifies specialized literature interpretation, builds a disciplined setup, and defends a final conclusion.

Chapter homework

@@TOKEN_0@@ Bioengineering Elective I concentrates on technical judgment and specialized literature interpretation in the context of advanced depth in a selected bioengineering specialization.

1. Complete a full bioengineering elective i problem centered on technical judgment. State the setup, the governing method, and the engineering conclusion you would defend.
2. Complete a full bioengineering elective i problem centered on specialized literature interpretation. State the setup, the governing method, and the engineering conclusion you would defend.
3. Complete a full bioengineering elective i problem centered on technical method extension. State the setup, the governing method, and the engineering conclusion you would defend.
4. Complete a full bioengineering elective i problem centered on quality checks. State the setup, the governing method, and the engineering conclusion you would defend.

Answers for these homework problems appear in the back-of-book answer key.

Chapter summary and study notes

- Explain when technical judgment is the right tool and when it is not.
- Carry a full solution or analysis from setup to conclusion without skipping assumptions.
- Use notation, units, and technical language clearly enough for formal grading.

Study tips

- Name the governing idea first: Technical judgment.
- Write down assumptions and constraints before pushing through calculations or design choices.
- End every serious solution with a technical interpretation, not only a final number or label.

Common traps

- Jumping into symbol manipulation before the governing model is clear.
- Treating the procedure like a script instead of checking whether the assumptions still hold.
- Stopping at the answer line without explaining what the result means in context.

Family-level errors to watch for

- Memorizing material categories without connecting them to performance.
- Ignoring manufacturing route or service environment when making recommendations.
- Using property values without explaining why they matter for the application.

Chapter 4

Chapter 4 Applications and system interpretation

Chapter purpose

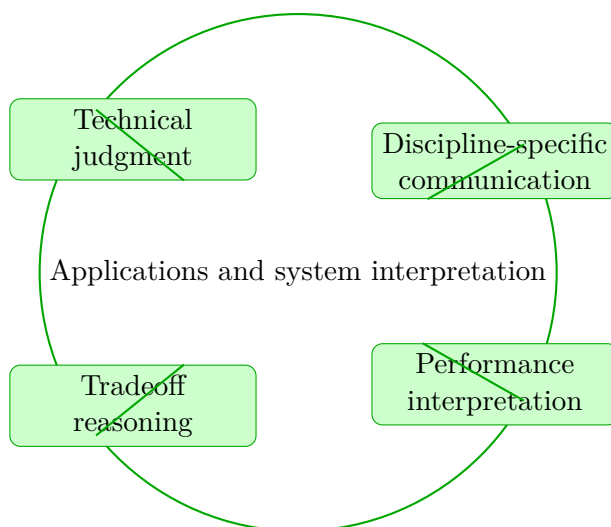
Bioengineering Elective I concentrates on technical judgment and discipline-specific communication in the context of advanced depth in a selected bioengineering specialization.

This chapter sits in the middle of Bioengineering Elective I. It develops Technical judgment, Discipline-specific communication, Performance interpretation, and Tradeoff reasoning so that the student can move from explanation to execution without losing the thread of the course.

A useful reading of this chapter always asks why a material behaves the way it does and how that behavior changes under processing, environment, and loading. The text therefore keeps the chain from microstructure to engineering decision visible throughout.

Core ideas

- Technical judgment
- Discipline-specific communication
- Performance interpretation
- Tradeoff reasoning



How to think through this chapter

Method work in this family often combines data interpretation, comparison, and design judgment. Students should identify the material class, the controlling property, the service environment, and the failure or manufacturing concern before settling on an answer.

When working this chapter, keep the following question active: @@TOKEN_0@@ A good student answer should connect setup, assumptions, and conclusion instead of only chasing a final number or sentence.

Bioengineering Elective I concentrates on technical judgment and discipline-specific communication in the context of advanced depth in a selected bioengineering specialization.

Why Applications and system interpretation matters in Bioengineering Elective I

Applications and system interpretation is not just another topic block. It is where students learn to organize their thinking so that technical judgment becomes a deliberate tool instead of a memorized step list.

Summit treats this lesson as applied reasoning: students should be able to say what the model is doing, what assumptions it needs, and why the conclusion would hold up under review.

How strong students move through this material

The strongest approach is to begin with the governing idea, then connect it to the problem setup, and only then carry out the detailed work. In this lesson that usually means centering technical judgment before letting algebra, computation, or design detail take over.

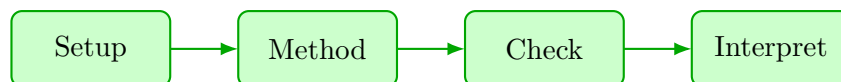
When discipline-specific communication enters the picture, the student should already know what variables, constraints, or interpretations matter. That prevents the work from collapsing into disconnected steps.

What to watch for when the work gets harder

Performance interpretation usually separate surface familiarity from real mastery. This is where students need to slow down, keep notation disciplined, and explain why the method choice still fits the problem.

A top-quality solution is not just correct. It is organized, explicit about assumptions, and clear enough that another engineer or instructor could audit the logic without guessing what was meant.

Worked example



@@TOKEN_0@@ Outline a complete bioengineering elective i approach that uses technical judgment to reason through discipline-specific communication.

1. Start by identifying the governing principle behind technical judgment and state the assumptions that make it valid in this setting.
2. Define the variables, coordinate choices, constraints, or design criteria that control discipline-specific communication.
3. Carry the method through in a disciplined sequence, showing where technical judgment shapes the setup and intermediate steps.
4. Close with an engineering interpretation that explains what the result means and why the conclusion is reasonable.

Read this example twice: once for the flow of ideas and once for the technical structure of the solution.

Worked-through guided example

@@TOKEN_0@@ Work a bioengineering elective i problem built around technical judgment. Explain the setup, the governing method, and the final conclusion you would defend.

1. State why technical judgment is the controlling idea in this problem.
2. List the variables, assumptions, and governing relationships before trying to solve.

3. Carry the reasoning forward in a clean sequence and end with a technical interpretation.

A complete solution begins from technical judgment, applies the correct course method, and closes with a written interpretation that explains why the result is reasonable.

Instructor commentary

Students should annotate this chapter for structure, not just facts. Mark where the argument changes direction, where the method requires a hidden assumption, and where the conclusion becomes more general than the worked example. If the chapter feels easy while you are reading it but difficult when you close the page, you have not yet converted recognition into mastery.

Study should alternate between conceptual summaries, property tables, and decision-style problems so that the student learns to choose materials, not just define them.

Practice while you read

Applications and system interpretation guided practice

Bioengineering Elective I concentrates on technical judgment and discipline-specific communication in the context of advanced depth in a selected bioengineering specialization.

@@TOKEN_0@@ Work a bioengineering elective i problem built around technical judgment. Explain the setup, the governing method, and the final conclusion you would defend.

- Hint: Return to the key idea technical judgment and identify what assumptions, variables, or constraints must be fixed before you work forward.
- Step 1: State why technical judgment is the controlling idea in this problem.
- Step 2: List the variables, assumptions, and governing relationships before trying to solve.
- Step 3: Carry the reasoning forward in a clean sequence and end with a technical interpretation.
- Checkpoint: A strong checkpoint answer identifies technical judgment, builds a disciplined setup, and defends a final conclusion.

@@TOKEN_0@@ Work a bioengineering elective i problem built around discipline-specific communication. Explain the setup, the governing method, and the final conclusion you would defend.

- Hint: Return to the key idea discipline-specific communication and identify what assumptions, variables, or constraints must be fixed before you work forward.
- Step 1: State why discipline-specific communication is the controlling idea in this problem.
- Step 2: List the variables, assumptions, and governing relationships before trying to solve.
- Step 3: Carry the reasoning forward in a clean sequence and end with a technical interpretation.

- Checkpoint: A strong checkpoint answer identifies discipline-specific communication, builds a disciplined setup, and defends a final conclusion.

Chapter homework

@@TOKEN_0@@ Bioengineering Elective I concentrates on technical judgment and discipline-specific communication in the context of advanced depth in a selected bioengineering specialization.

1. Complete a full bioengineering elective i problem centered on technical judgment. State the setup, the governing method, and the engineering conclusion you would defend.
2. Complete a full bioengineering elective i problem centered on discipline-specific communication. State the setup, the governing method, and the engineering conclusion you would defend.
3. Complete a full bioengineering elective i problem centered on performance interpretation. State the setup, the governing method, and the engineering conclusion you would defend.
4. Complete a full bioengineering elective i problem centered on tradeoff reasoning. State the setup, the governing method, and the engineering conclusion you would defend.

Answers for these homework problems appear in the back-of-book answer key.

Chapter summary and study notes

- Explain when technical judgment is the right tool and when it is not.
- Carry a full solution or analysis from setup to conclusion without skipping assumptions.
- Use notation, units, and technical language clearly enough for formal grading.

Study tips

- Name the governing idea first: Technical judgment.
- Write down assumptions and constraints before pushing through calculations or design choices.
- End every serious solution with a technical interpretation, not only a final number or label.

Common traps

- Jumping into symbol manipulation before the governing model is clear.
- Treating the procedure like a script instead of checking whether the assumptions still hold.
- Stopping at the answer line without explaining what the result means in context.

Family-level errors to watch for

- Memorizing material categories without connecting them to performance.
- Ignoring manufacturing route or service environment when making recommendations.
- Using property values without explaining why they matter for the application.

Chapter 5

Chapter 5 Integrated casework and professional communication

Chapter purpose

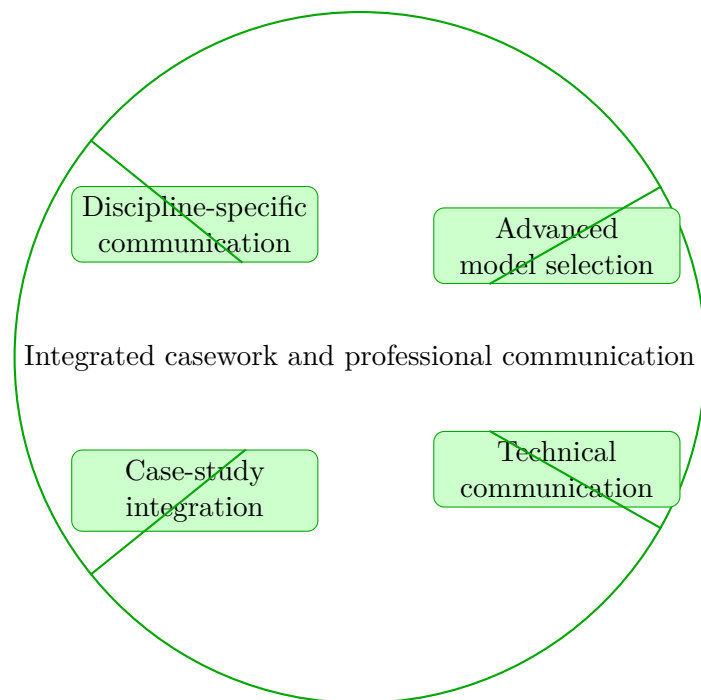
Bioengineering Elective I concentrates on discipline-specific communication and advanced model selection in the context of advanced depth in a selected bioengineering specialization.

This chapter sits in the middle of Bioengineering Elective I. It develops Discipline-specific communication, Advanced model selection, Technical communication, and Case-study integration so that the student can move from explanation to execution without losing the thread of the course.

A useful reading of this chapter always asks why a material behaves the way it does and how that behavior changes under processing, environment, and loading. The text therefore keeps the chain from microstructure to engineering decision visible throughout.

Core ideas

- Discipline-specific communication
- Advanced model selection
- Technical communication
- Case-study integration



How to think through this chapter

Method work in this family often combines data interpretation, comparison, and design judgment. Students should identify the material class, the controlling property, the service environment, and the failure or manufacturing concern before settling on an answer.

When working this chapter, keep the following question active: @@TOKEN_0@@ A good student answer should connect setup, assumptions, and conclusion instead of only chasing a final number or sentence.

Bioengineering Elective I concentrates on discipline-specific communication and advanced model selection in the context of advanced depth in a selected bioengineering specialization.

Why Integrated casework and professional communication matters in Bioengineering Elective I

Integrated casework and professional communication is not just another topic block. It is where students learn to organize their thinking so that discipline-specific communication becomes a deliberate tool instead of a memorized step list.

Summit treats this lesson as applied reasoning: students should be able to say what the model is doing, what assumptions it needs, and why the conclusion would hold up under review.

How strong students move through this material

The strongest approach is to begin with the governing idea, then connect it to the problem setup, and only then carry out the detailed work. In this lesson that usually means centering discipline-specific communication before letting algebra, computation, or design detail take over.

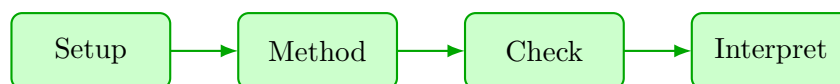
When advanced model selection enters the picture, the student should already know what variables, constraints, or interpretations matter. That prevents the work from collapsing into disconnected steps.

What to watch for when the work gets harder

Technical communication usually separate surface familiarity from real mastery. This is where students need to slow down, keep notation disciplined, and explain why the method choice still fits the problem.

A top-quality solution is not just correct. It is organized, explicit about assumptions, and clear enough that another engineer or instructor could audit the logic without guessing what was meant.

Worked example



@@TOKEN_0@@ Outline a complete bioengineering elective i approach that uses discipline-specific communication to reason through advanced model selection.

1. Start by identifying the governing principle behind discipline-specific communication and state the assumptions that make it valid in this setting.
2. Define the variables, coordinate choices, constraints, or design criteria that control advanced model selection.
3. Carry the method through in a disciplined sequence, showing where discipline-specific communication shapes the setup and intermediate steps.
4. Close with an engineering interpretation that explains what the result means and why the conclusion is reasonable.

Read this example twice: once for the flow of ideas and once for the technical structure of the solution.

Worked-through guided example

@@TOKEN_0@@ Work a bioengineering elective i problem built around discipline-specific communication. Explain the setup, the governing method, and the final conclusion you would defend.

1. State why discipline-specific communication is the controlling idea in this problem.
2. List the variables, assumptions, and governing relationships before trying to solve.
3. Carry the reasoning forward in a clean sequence and end with a technical interpretation.

A complete solution begins from discipline-specific communication, applies the correct course method, and closes with a written interpretation that explains why the result is reasonable.

Instructor commentary

Students should annotate this chapter for structure, not just facts. Mark where the argument changes direction, where the method requires a hidden assumption, and where the conclusion becomes more general than the worked example. If the chapter feels easy while you are reading it but difficult when you close the page, you have not yet converted recognition into mastery.

Study should alternate between conceptual summaries, property tables, and decision-style problems so that the student learns to choose materials, not just define them.

Practice while you read

Integrated casework and professional communication guided practice

Bioengineering Elective I concentrates on discipline-specific communication and advanced model selection in the context of advanced depth in a selected bioengineering specialization.

@@TOKEN_0@@ Work a bioengineering elective i problem built around discipline-specific communication. Explain the setup, the governing method, and the final conclusion you would defend.

- Hint: Return to the key idea discipline-specific communication and identify what assumptions, variables, or constraints must be fixed before you work forward.
- Step 1: State why discipline-specific communication is the controlling idea in this problem.
- Step 2: List the variables, assumptions, and governing relationships before trying to solve.
- Step 3: Carry the reasoning forward in a clean sequence and end with a technical interpretation.
- Checkpoint: A strong checkpoint answer identifies discipline-specific communication, builds a disciplined setup, and defends a final conclusion.

@@TOKEN_0@@ Work a bioengineering elective i problem built around advanced model selection. Explain the setup, the governing method, and the final conclusion you would defend.

- Hint: Return to the key idea advanced model selection and identify what assumptions, variables, or constraints must be fixed before you work forward.
- Step 1: State why advanced model selection is the controlling idea in this problem.
- Step 2: List the variables, assumptions, and governing relationships before trying to solve.
- Step 3: Carry the reasoning forward in a clean sequence and end with a technical interpretation.
- Checkpoint: A strong checkpoint answer identifies advanced model selection, builds a disciplined setup, and defends a final conclusion.

Chapter homework

@@TOKEN_0@@ Bioengineering Elective I concentrates on discipline-specific communication and advanced model selection in the context of advanced depth in a selected bioengineering specialization.

1. Complete a full bioengineering elective i problem centered on discipline-specific communication. State the setup, the governing method, and the engineering conclusion you would defend.
2. Complete a full bioengineering elective i problem centered on advanced model selection. State the setup, the governing method, and the engineering conclusion you would defend.
3. Complete a full bioengineering elective i problem centered on technical communication. State the setup, the governing method, and the engineering conclusion you would defend.
4. Complete a full bioengineering elective i problem centered on case-study integration. State the setup, the governing method, and the engineering conclusion you would defend.

Answers for these homework problems appear in the back-of-book answer key.

Chapter summary and study notes

- Explain when discipline-specific communication is the right tool and when it is not.
- Carry a full solution or analysis from setup to conclusion without skipping assumptions.
- Use notation, units, and technical language clearly enough for formal grading.

Study tips

- Name the governing idea first: Discipline-specific communication.
- Write down assumptions and constraints before pushing through calculations or design choices.
- End every serious solution with a technical interpretation, not only a final number or label.

Common traps

- Jumping into symbol manipulation before the governing model is clear.
- Treating the procedure like a script instead of checking whether the assumptions still hold.
- Stopping at the answer line without explaining what the result means in context.

Family-level errors to watch for

- Memorizing material categories without connecting them to performance.
- Ignoring manufacturing route or service environment when making recommendations.
- Using property values without explaining why they matter for the application.

Chapter 6

Chapter 6 Cumulative review and official assessment

Chapter purpose

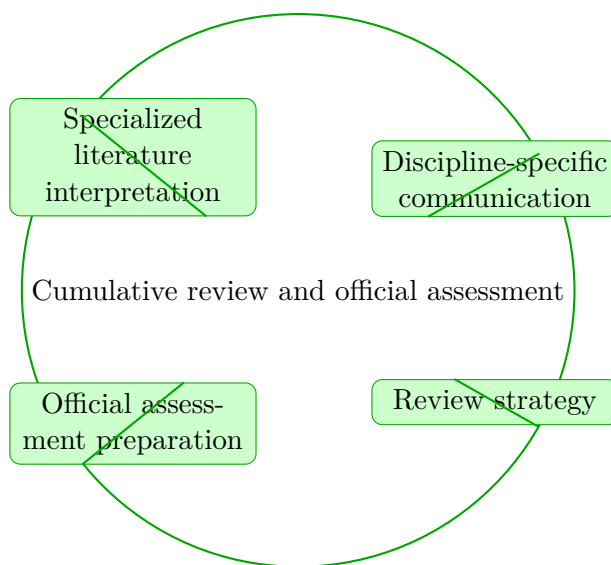
Bioengineering Elective I concentrates on specialized literature interpretation and discipline-specific communication in the context of advanced depth in a selected bioengineering specialization.

This chapter sits at the end of Bioengineering Elective I. It develops Specialized literature interpretation, Discipline-specific communication, Review strategy, and Official assessment preparation so that the student can move from explanation to execution without losing the thread of the course.

A useful reading of this chapter always asks why a material behaves the way it does and how that behavior changes under processing, environment, and loading. The text therefore keeps the chain from microstructure to engineering decision visible throughout.

Core ideas

- Specialized literature interpretation
- Discipline-specific communication
- Review strategy
- Official assessment preparation



How to think through this chapter

Method work in this family often combines data interpretation, comparison, and design judgment. Students should identify the material class, the controlling property, the service environment, and the failure or manufacturing concern before settling on an answer.

When working this chapter, keep the following question active: @@TOKEN_0@@ A good student answer should connect setup, assumptions, and conclusion instead of only chasing a final number or sentence.

Bioengineering Elective I concentrates on specialized literature interpretation and discipline-specific communication in the context of advanced depth in a selected bioengineering specialization.

Why Cumulative review and official assessment matters in Bioengineering Elective I

Cumulative review and official assessment is not just another topic block. It is where students learn to organize their thinking so that specialized literature interpretation becomes a deliberate tool instead of a memorized step list.

Summit treats this lesson as applied reasoning: students should be able to say what the model is doing, what assumptions it needs, and why the conclusion would hold up under review.

How strong students move through this material

The strongest approach is to begin with the governing idea, then connect it to the problem setup, and only then carry out the detailed work. In this lesson that usually means centering specialized literature interpretation before letting algebra, computation, or design detail take over.

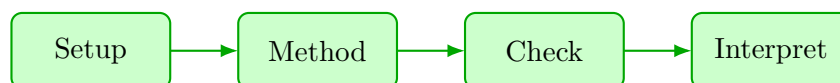
When discipline-specific communication enters the picture, the student should already know what variables, constraints, or interpretations matter. That prevents the work from collapsing into disconnected steps.

What to watch for when the work gets harder

Review strategy usually separate surface familiarity from real mastery. This is where students need to slow down, keep notation disciplined, and explain why the method choice still fits the problem.

A top-quality solution is not just correct. It is organized, explicit about assumptions, and clear enough that another engineer or instructor could audit the logic without guessing what was meant.

Worked example



@@TOKEN_0@@ Outline a complete bioengineering elective i approach that uses specialized literature interpretation to reason through discipline-specific communication.

1. Start by identifying the governing principle behind specialized literature interpretation and state the assumptions that make it valid in this setting.
2. Define the variables, coordinate choices, constraints, or design criteria that control discipline-specific communication.
3. Carry the method through in a disciplined sequence, showing where specialized literature interpretation shapes the setup and intermediate steps.
4. Close with an engineering interpretation that explains what the result means and why the conclusion is reasonable.

Read this example twice: once for the flow of ideas and once for the technical structure of the solution.

Worked-through guided example

@@TOKEN_0@@ Work a bioengineering elective i problem built around specialized literature interpretation. Explain the setup, the governing method, and the final conclusion you would defend.

1. State why specialized literature interpretation is the controlling idea in this problem.
2. List the variables, assumptions, and governing relationships before trying to solve.

3. Carry the reasoning forward in a clean sequence and end with a technical interpretation.

A complete solution begins from specialized literature interpretation, applies the correct course method, and closes with a written interpretation that explains why the result is reasonable.

Instructor commentary

Students should annotate this chapter for structure, not just facts. Mark where the argument changes direction, where the method requires a hidden assumption, and where the conclusion becomes more general than the worked example. If the chapter feels easy while you are reading it but difficult when you close the page, you have not yet converted recognition into mastery.

Study should alternate between conceptual summaries, property tables, and decision-style problems so that the student learns to choose materials, not just define them.

Practice while you read

Cumulative review and official assessment guided practice

Bioengineering Elective I concentrates on specialized literature interpretation and discipline-specific communication in the context of advanced depth in a selected bioengineering specialization.

@@TOKEN_0@@ Work a bioengineering elective i problem built around specialized literature interpretation. Explain the setup, the governing method, and the final conclusion you would defend.

- Hint: Return to the key idea specialized literature interpretation and identify what assumptions, variables, or constraints must be fixed before you work forward.
- Step 1: State why specialized literature interpretation is the controlling idea in this problem.
- Step 2: List the variables, assumptions, and governing relationships before trying to solve.
- Step 3: Carry the reasoning forward in a clean sequence and end with a technical interpretation.
- Checkpoint: A strong checkpoint answer identifies specialized literature interpretation, builds a disciplined setup, and defends a final conclusion.

@@TOKEN_0@@ Work a bioengineering elective i problem built around discipline-specific communication. Explain the setup, the governing method, and the final conclusion you would defend.

- Hint: Return to the key idea discipline-specific communication and identify what assumptions, variables, or constraints must be fixed before you work forward.
- Step 1: State why discipline-specific communication is the controlling idea in this problem.
- Step 2: List the variables, assumptions, and governing relationships before trying to solve.

- Step 3: Carry the reasoning forward in a clean sequence and end with a technical interpretation.
- Checkpoint: A strong checkpoint answer identifies discipline-specific communication, builds a disciplined setup, and defends a final conclusion.

Chapter homework

@@TOKEN_0@@ Bioengineering Elective I concentrates on specialized literature interpretation and discipline-specific communication in the context of advanced depth in a selected bioengineering specialization.

1. Complete a full bioengineering elective i problem centered on specialized literature interpretation. State the setup, the governing method, and the engineering conclusion you would defend.
2. Complete a full bioengineering elective i problem centered on discipline-specific communication. State the setup, the governing method, and the engineering conclusion you would defend.
3. Complete a full bioengineering elective i problem centered on review strategy. State the setup, the governing method, and the engineering conclusion you would defend.
4. Complete a full bioengineering elective i problem centered on official assessment preparation. State the setup, the governing method, and the engineering conclusion you would defend.

Answers for these homework problems appear in the back-of-book answer key.

Chapter summary and study notes

- Explain when specialized literature interpretation is the right tool and when it is not.
- Carry a full solution or analysis from setup to conclusion without skipping assumptions.
- Use notation, units, and technical language clearly enough for formal grading.

Study tips

- Name the governing idea first: Specialized literature interpretation.
- Write down assumptions and constraints before pushing through calculations or design choices.
- End every serious solution with a technical interpretation, not only a final number or label.

Common traps

- Jumping into symbol manipulation before the governing model is clear.
- Treating the procedure like a script instead of checking whether the assumptions still hold.
- Stopping at the answer line without explaining what the result means in context.

Family-level errors to watch for

- Memorizing material categories without connecting them to performance.
- Ignoring manufacturing route or service environment when making recommendations.
- Using property values without explaining why they matter for the application.

Chapter 7

Quiz review and official exam preparation

Homework structure

- Homework Set 1: Foundations and governing ideas: 4 graded problems attached to chapter 1.
- Homework Set 2: Core methods and notation discipline: 4 graded problems attached to chapter 2.
- Homework Set 3: Extended methods and decision workflow: 4 graded problems attached to chapter 3.
- Homework Set 4: Applications and system interpretation: 4 graded problems attached to chapter 4.
- Homework Set 5: Integrated casework and professional communication: 4 graded problems attached to chapter 5.
- Homework Set 6: Cumulative review and official assessment: 4 graded problems attached to chapter 6.

Quiz structure

- Quiz 1: Foundations and governing ideas and Core methods and notation discipline: 4 questions, timed, and single-attempt in the live course. Quiz 1 should be taken only after you can solve the chapter homework without outside prompts.
- Quiz 2: Extended methods and decision workflow and Applications and system interpretation: 4 questions, timed, and single-attempt in the live course. Quiz 2 should be taken only after you can solve the chapter homework without outside prompts.
- Quiz 3: Integrated casework and professional communication and Cumulative review and official assessment: 4 questions, timed, and single-attempt in the live course. Quiz 3 should be taken only after you can solve the chapter homework without outside prompts.

Official mastery exam

- Bioengineering Elective I cumulative mastery exam: 7 major questions, High rigor, first official attempt locks the course grade.

Bioengineering Elective I cumulative mastery exam preparation checklist

- Review every lesson in Bioengineering Elective I and be able to explain why each method is used, not only how it is executed.
- Practice complete written solutions, because Summit grades setup quality, assumptions, and interpretation directly.
- Use the guided practice and quizzes until you can explain the method flow without outside prompts.
- Expect the official exam to combine method choice, disciplined setup, and a defended conclusion in the same answer.

How to use this book before assessment

- Read the relevant chapter and rebuild both worked examples without looking.
- Solve the guided practice in the chapter before attempting the graded homework.
- Check your chapter-homework answers only after you complete a full written attempt.
- Review the quiz answer key after each chapter block and classify your errors by concept, setup, algebra, or interpretation.
- Before the official exam, revisit the chapter purposes, homework corrections, and answer-key notes rather than rereading formulas only.

Chapter 8

Course vocabulary index

- @@TOKEN_0@@: treat this as a working term in the course. You should be able to define it, recognize where it appears, and use it correctly in a solution or explanation.
- @@TOKEN_0@@: treat this as a working term in the course. You should be able to define it, recognize where it appears, and use it correctly in a solution or explanation.
- @@TOKEN_0@@: treat this as a working term in the course. You should be able to define it, recognize where it appears, and use it correctly in a solution or explanation.
- @@TOKEN_0@@: treat this as a working term in the course. You should be able to define it, recognize where it appears, and use it correctly in a solution or explanation.
- @@TOKEN_0@@: treat this as a working term in the course. You should be able to define it, recognize where it appears, and use it correctly in a solution or explanation.
- @@TOKEN_0@@: treat this as a working term in the course. You should be able to define it, recognize where it appears, and use it correctly in a solution or explanation.
- @@TOKEN_0@@: treat this as a working term in the course. You should be able to define it, recognize where it appears, and use it correctly in a solution or explanation.
- @@TOKEN_0@@: treat this as a working term in the course. You should be able to define it, recognize where it appears, and use it correctly in a solution or explanation.
- @@TOKEN_0@@: treat this as a working term in the course. You should be able to define it, recognize where it appears, and use it correctly in a solution or explanation.
- @@TOKEN_0@@: treat this as a working term in the course. You should be able to define it, recognize where it appears, and use it correctly in a solution or explanation.
- @@TOKEN_0@@: treat this as a working term in the course. You should be able to define it, recognize where it appears, and use it correctly in a solution or explanation.
- @@TOKEN_0@@: treat this as a working term in the course. You should be able to define it, recognize where it appears, and use it correctly in a solution or explanation.
- @@TOKEN_0@@: treat this as a working term in the course. You should be able to define it, recognize where it appears, and use it correctly in a solution or explanation.
- @@TOKEN_0@@: treat this as a working term in the course. You should be able to define it, recognize where it appears, and use it correctly in a solution or explanation.

Chapter 9

Back-of-book answers and solution outlines

Guided practice answer key

Chapter 1: Foundations and governing ideas

@@TOKEN_0@@

1. Work a bioengineering elective i problem built around specialized literature interpretation. Explain the setup, the governing method, and the final conclusion you would defend.

- Checkpoint answer: A strong checkpoint answer identifies specialized literature interpretation, builds a disciplined setup, and defends a final conclusion. - Solution note: A complete solution begins from specialized literature interpretation, applies the correct course method, and closes with a written interpretation that explains why the result is reasonable.

1. Work a bioengineering elective i problem built around advanced model selection. Explain the setup, the governing method, and the final conclusion you would defend.

- Checkpoint answer: A strong checkpoint answer identifies advanced model selection, builds a disciplined setup, and defends a final conclusion. - Solution note: A complete solution begins from advanced model selection, applies the correct course method, and closes with a written interpretation that explains why the result is reasonable.

1. Work a bioengineering elective i problem built around notation and conventions. Explain the setup, the governing method, and the final conclusion you would defend.

- Checkpoint answer: A strong checkpoint answer identifies notation and conventions, builds a disciplined setup, and defends a final conclusion. - Solution note: A complete solution begins from notation and conventions, applies the correct course method, and closes with a written interpretation that explains why the result is reasonable.

Chapter 2: Core methods and notation discipline

@@TOKEN_0@@

1. Work a bioengineering elective i problem built around advanced model selection. Explain the setup, the governing method, and the final conclusion you would defend.

- Checkpoint answer: A strong checkpoint answer identifies advanced model selection, builds a disciplined setup, and defends a final conclusion. - Solution note: A complete solution begins from advanced model selection, applies the correct course method, and closes with a written interpretation that explains why the result is reasonable.

1. Work a bioengineering elective i problem built around technical judgment. Explain the setup, the governing method, and the final conclusion you would defend.

- Checkpoint answer: A strong checkpoint answer identifies technical judgment, builds a disciplined setup, and defends a final conclusion. - Solution note: A complete solution begins from technical judgment, applies the correct course method, and closes with a written interpretation that explains why the result is reasonable.

1. Work a bioengineering elective i problem built around structured workflow. Explain the setup, the governing method, and the final conclusion you would defend.

- Checkpoint answer: A strong checkpoint answer identifies structured workflow, builds a disciplined setup, and defends a final conclusion. - Solution note: A complete solution begins from structured workflow, applies the correct course method, and closes with a written interpretation that explains why the result is reasonable.

Chapter 3: Extended methods and decision workflow

@@TOKEN_0@@

1. Work a bioengineering elective i problem built around technical judgment. Explain the setup, the governing method, and the final conclusion you would defend.

- Checkpoint answer: A strong checkpoint answer identifies technical judgment, builds a disciplined setup, and defends a final conclusion. - Solution note: A complete solution begins from technical judgment, applies the correct course method, and closes with a written interpretation that explains why the result is reasonable.

1. Work a bioengineering elective i problem built around specialized literature interpretation. Explain the setup, the governing method, and the final conclusion you would defend.

- Checkpoint answer: A strong checkpoint answer identifies specialized literature interpretation, builds a disciplined setup, and defends a final conclusion. - Solution note: A complete solution begins from specialized literature interpretation, applies the correct course method, and closes with a written interpretation that explains why the result is reasonable.

1. Work a bioengineering elective i problem built around technical method extension. Explain the setup, the governing method, and the final conclusion you would defend.

- Checkpoint answer: A strong checkpoint answer identifies technical method extension, builds a disciplined setup, and defends a final conclusion. - Solution note: A complete solution begins from technical method extension, applies the correct course method, and closes with a written interpretation that explains why the result is reasonable.

Chapter 4: Applications and system interpretation

@@TOKEN_0@@

1. Work a bioengineering elective i problem built around technical judgment. Explain the setup, the governing method, and the final conclusion you would defend.

- Checkpoint answer: A strong checkpoint answer identifies technical judgment, builds a disciplined setup, and defends a final conclusion. - Solution note: A complete solution begins from technical judgment, applies the correct course method, and closes with a written interpretation that explains why the result is reasonable.

1. Work a bioengineering elective i problem built around discipline-specific communication. Explain the setup, the governing method, and the final conclusion you would defend.

- Checkpoint answer: A strong checkpoint answer identifies discipline-specific communication, builds a disciplined setup, and defends a final conclusion. - Solution note: A complete solution begins from discipline-specific communication, applies the correct course method, and closes with a written interpretation that explains why the result is reasonable.

1. Work a bioengineering elective i problem built around performance interpretation. Explain the setup, the governing method, and the final conclusion you would defend.

- Checkpoint answer: A strong checkpoint answer identifies performance interpretation, builds a disciplined setup, and defends a final conclusion. - Solution note: A complete solution begins from performance interpretation, applies the correct course method, and closes with a written interpretation that explains why the result is reasonable.

Chapter 5: Integrated casework and professional communication

@@TOKEN_0@@

1. Work a bioengineering elective i problem built around discipline-specific communication. Explain the setup, the governing method, and the final conclusion you would defend.

- Checkpoint answer: A strong checkpoint answer identifies discipline-specific communication, builds a disciplined setup, and defends a final conclusion. - Solution note: A complete solution begins from discipline-specific communication, applies the correct course method, and closes with a written interpretation that explains why the result is reasonable.

1. Work a bioengineering elective i problem built around advanced model selection. Explain the setup, the governing method, and the final conclusion you would defend.

- Checkpoint answer: A strong checkpoint answer identifies advanced model selection, builds a disciplined setup, and defends a final conclusion. - Solution note: A complete solution begins from advanced model selection, applies the correct course method, and closes with a written interpretation that explains why the result is reasonable.

1. Work a bioengineering elective i problem built around technical communication. Explain the setup, the governing method, and the final conclusion you would defend.

- Checkpoint answer: A strong checkpoint answer identifies technical communication, builds a disciplined setup, and defends a final conclusion. - Solution note: A complete solution begins from technical communication, applies the correct course method, and closes with a written interpretation that explains why the result is reasonable.

Chapter 6: Cumulative review and official assessment

@@TOKEN_0@@

1. Work a bioengineering elective i problem built around specialized literature interpretation. Explain the setup, the governing method, and the final conclusion you would defend.

- Checkpoint answer: A strong checkpoint answer identifies specialized literature interpretation, builds a disciplined setup, and defends a final conclusion. - Solution note: A complete solution begins from specialized literature interpretation, applies the correct course method, and closes with a written interpretation that explains why the result is reasonable.

1. Work a bioengineering elective i problem built around discipline-specific communication. Explain the setup, the governing method, and the final conclusion you would defend.

- Checkpoint answer: A strong checkpoint answer identifies discipline-specific communication, builds a disciplined setup, and defends a final conclusion. - Solution note: A complete solution begins from discipline-specific communication, applies the correct course method, and closes with a written interpretation that explains why the result is reasonable.

1. Work a bioengineering elective i problem built around review strategy. Explain the setup, the governing method, and the final conclusion you would defend.

- Checkpoint answer: A strong checkpoint answer identifies review strategy, builds a disciplined setup, and defends a final conclusion. - Solution note: A complete solution begins from review strategy, applies the correct course method, and closes with a written interpretation that explains why the result is reasonable.

Homework answer key

Homework Set 1: Foundations and governing ideas

1. Complete a full bioengineering elective i problem centered on specialized literature interpretation. State the setup, the governing method, and the engineering conclusion you would defend.

- Answer / solution summary: A strong answer identifies the governing model for specialized literature interpretation, states assumptions explicitly, works through the key analytical steps, and closes with a technically defensible conclusion tied to the scenario.

1. Complete a full bioengineering elective i problem centered on advanced model selection. State the setup, the governing method, and the engineering conclusion you would defend.

- Answer / solution summary: A strong answer identifies the governing model for advanced model selection, states assumptions explicitly, works through the key analytical steps, and closes with a technically defensible conclusion tied to the scenario.

1. Complete a full bioengineering elective i problem centered on notation and conventions. State the setup, the governing method, and the engineering conclusion you would defend.

- Answer / solution summary: A strong answer identifies the governing model for notation and conventions, states assumptions explicitly, works through the key analytical steps, and closes with a technically defensible conclusion tied to the scenario.

1. Complete a full bioengineering elective i problem centered on baseline model setup. State the setup, the governing method, and the engineering conclusion you would defend.

- Answer / solution summary: A strong answer identifies the governing model for baseline model setup, states assumptions explicitly, works through the key analytical steps, and closes with a technically defensible conclusion tied to the scenario.

Homework Set 2: Core methods and notation discipline

1. Complete a full bioengineering elective i problem centered on advanced model selection. State the setup, the governing method, and the engineering conclusion you would defend.

- Answer / solution summary: A strong answer identifies the governing model for advanced model selection, states assumptions explicitly, works through the key analytical steps, and closes with a technically defensible conclusion tied to the scenario.

1. Complete a full bioengineering elective i problem centered on technical judgment. State the setup, the governing method, and the engineering conclusion you would defend.

- Answer / solution summary: A strong answer identifies the governing model for technical judgment, states assumptions explicitly, works through the key analytical steps, and closes with a technically defensible conclusion tied to the scenario.

1. Complete a full bioengineering elective i problem centered on structured workflow. State the setup, the governing method, and the engineering conclusion you would defend.

- Answer / solution summary: A strong answer identifies the governing model for structured workflow, states assumptions explicitly, works through the key analytical steps, and closes with a technically defensible conclusion tied to the scenario.

1. Complete a full bioengineering elective i problem centered on assumption handling. State the setup, the governing method, and the engineering conclusion you would defend.

- Answer / solution summary: A strong answer identifies the governing model for assumption handling, states assumptions explicitly, works through the key analytical steps, and closes with a technically defensible conclusion tied to the scenario.

Homework Set 3: Extended methods and decision workflow

1. Complete a full bioengineering elective i problem centered on technical judgment. State the setup, the governing method, and the engineering conclusion you would defend.

- Answer / solution summary: A strong answer identifies the governing model for technical judgment, states assumptions explicitly, works through the key analytical steps, and closes with a technically defensible conclusion tied to the scenario.

1. Complete a full bioengineering elective i problem centered on specialized literature interpretation. State the setup, the governing method, and the engineering conclusion you would defend.

- Answer / solution summary: A strong answer identifies the governing model for specialized literature interpretation, states assumptions explicitly, works through the key analytical steps, and closes with a technically defensible conclusion tied to the scenario.

1. Complete a full bioengineering elective i problem centered on technical method extension. State the setup, the governing method, and the engineering conclusion you would defend.

- Answer / solution summary: A strong answer identifies the governing model for technical method extension, states assumptions explicitly, works through the key analytical steps, and closes with a technically defensible conclusion tied to the scenario.

1. Complete a full bioengineering elective i problem centered on quality checks. State the setup, the governing method, and the engineering conclusion you would defend.

- Answer / solution summary: A strong answer identifies the governing model for quality checks, states assumptions explicitly, works through the key analytical steps, and closes with a technically defensible conclusion tied to the scenario.

Homework Set 4: Applications and system interpretation

1. Complete a full bioengineering elective i problem centered on technical judgment. State the setup, the governing method, and the engineering conclusion you would defend.

- Answer / solution summary: A strong answer identifies the governing model for technical judgment, states assumptions explicitly, works through the key analytical steps, and closes with a technically defensible conclusion tied to the scenario.

1. Complete a full bioengineering elective i problem centered on discipline-specific communication. State the setup, the governing method, and the engineering conclusion you would defend.

- Answer / solution summary: A strong answer identifies the governing model for discipline-specific communication, states assumptions explicitly, works through the key analytical steps, and closes with a technically defensible conclusion tied to the scenario.

1. Complete a full bioengineering elective i problem centered on performance interpretation. State the setup, the governing method, and the engineering conclusion you would defend.

- Answer / solution summary: A strong answer identifies the governing model for performance interpretation, states assumptions explicitly, works through the key analytical steps, and closes with a technically defensible conclusion tied to the scenario.

1. Complete a full bioengineering elective i problem centered on tradeoff reasoning. State the setup, the governing method, and the engineering conclusion you would defend.

- Answer / solution summary: A strong answer identifies the governing model for tradeoff reasoning, states assumptions explicitly, works through the key analytical steps, and closes with a technically defensible conclusion tied to the scenario.

Homework Set 5: Integrated casework and professional communication

1. Complete a full bioengineering elective i problem centered on discipline-specific communication. State the setup, the governing method, and the engineering conclusion you would defend.

- Answer / solution summary: A strong answer identifies the governing model for discipline-specific communication, states assumptions explicitly, works through the key analytical steps, and closes with a technically defensible conclusion tied to the scenario.

1. Complete a full bioengineering elective i problem centered on advanced model selection. State the setup, the governing method, and the engineering conclusion you would defend.

- Answer / solution summary: A strong answer identifies the governing model for advanced model selection, states assumptions explicitly, works through the key analytical steps, and closes with a technically defensible conclusion tied to the scenario.

1. Complete a full bioengineering elective i problem centered on technical communication. State the setup, the governing method, and the engineering conclusion you would defend.

- Answer / solution summary: A strong answer identifies the governing model for technical communication, states assumptions explicitly, works through the key analytical steps, and closes with a technically defensible conclusion tied to the scenario.

1. Complete a full bioengineering elective i problem centered on case-study integration. State the setup, the governing method, and the engineering conclusion you would defend.

- Answer / solution summary: A strong answer identifies the governing model for case-study integration, states assumptions explicitly, works through the key analytical steps, and closes with a technically defensible conclusion tied to the scenario.

Homework Set 6: Cumulative review and official assessment

1. Complete a full bioengineering elective i problem centered on specialized literature interpretation. State the setup, the governing method, and the engineering conclusion you would defend.

- Answer / solution summary: A strong answer identifies the governing model for specialized literature interpretation, states assumptions explicitly, works through the key analytical steps, and closes with a technically defensible conclusion tied to the scenario.

1. Complete a full bioengineering elective i problem centered on discipline-specific communication. State the setup, the governing method, and the engineering conclusion you would defend.

- Answer / solution summary: A strong answer identifies the governing model for discipline-specific communication, states assumptions explicitly, works through the key analytical steps, and closes with a technically defensible conclusion tied to the scenario.

1. Complete a full bioengineering elective i problem centered on review strategy. State the setup, the governing method, and the engineering conclusion you would defend.

- Answer / solution summary: A strong answer identifies the governing model for review strategy, states assumptions explicitly, works through the key analytical steps, and closes with a technically defensible conclusion tied to the scenario.

1. Complete a full bioengineering elective i problem centered on official assessment preparation. State the setup, the governing method, and the engineering conclusion you would defend.

- Answer / solution summary: A strong answer identifies the governing model for official assessment preparation, states assumptions explicitly, works through the key analytical steps, and closes with a technically defensible conclusion tied to the scenario.

Quiz answer key

Quiz 1: Foundations and governing ideas and Core methods and notation discipline

1. Which topic is a direct priority inside Foundations and governing ideas?

- Answer key: Specialized literature interpretation. Specialized literature interpretation is named directly in the Foundations and governing ideas study block and is one of the required ideas for mastery in this course.

1. Which topic is a direct priority inside Foundations and governing ideas?

- Answer key: Advanced model selection. Advanced model selection is named directly in the Foundations and governing ideas study block and is one of the required ideas for mastery in this course.

1. Which topic is a direct priority inside Core methods and notation discipline?

- Answer key: Advanced model selection. Advanced model selection is named directly in the Core methods and notation discipline study block and is one of the required ideas for mastery in this course.

1. Which topic is a direct priority inside Core methods and notation discipline?

- Answer key: Technical judgment. Technical judgment is named directly in the Core methods and notation discipline study block and is one of the required ideas for mastery in this course.

Quiz 2: Extended methods and decision workflow and Applications and system interpretation

1. Which topic is a direct priority inside Extended methods and decision workflow?

- Answer key: Technical judgment. Technical judgment is named directly in the Extended methods and decision workflow study block and is one of the required ideas for mastery in this course.

1. Which topic is a direct priority inside Extended methods and decision workflow?

- Answer key: Specialized literature interpretation. Specialized literature interpretation is named directly in the Extended methods and decision workflow study block and is one of the required ideas for mastery in this course.

1. Which topic is a direct priority inside Applications and system interpretation?

- Answer key: Technical judgment. Technical judgment is named directly in the Applications and system interpretation study block and is one of the required ideas for mastery in this course.

1. Which topic is a direct priority inside Applications and system interpretation?

- Answer key: Discipline-specific communication. Discipline-specific communication is named directly in the Applications and system interpretation study block and is one of the required ideas for mastery in this course.

Quiz 3: Integrated casework and professional communication and Cumulative review and official assessment

1. Which topic is a direct priority inside Integrated casework and professional communication?

- Answer key: Discipline-specific communication. Discipline-specific communication is named directly in the Integrated casework and professional communication study block and is one of the required ideas for mastery in this course.

1. Which topic is a direct priority inside Integrated casework and professional communication?

- Answer key: Advanced model selection. Advanced model selection is named directly in the Integrated casework and professional communication study block and is one of the required ideas for mastery in this course.

1. Which topic is a direct priority inside Cumulative review and official assessment?

- Answer key: Specialized literature interpretation. Specialized literature interpretation is named directly in the Cumulative review and official assessment study block and is one of the required ideas for mastery in this course.

1. Which topic is a direct priority inside Cumulative review and official assessment?

- Answer key: Discipline-specific communication. Discipline-specific communication is named directly in the Cumulative review and official assessment study block and is one of the required ideas for mastery in this course.

Mastery exam solution outlines

Bioengineering Elective I cumulative mastery exam

1. Explain how specialized literature interpretation is used inside Bioengineering Elective I to analyze or design around advanced model selection. Give the method, the assumptions that matter, and the conclusion you would stand behind.

- What to show: The governing principle behind specialized literature interpretation; A disciplined setup for advanced model selection; A clear engineering conclusion - Solution outline: A strong solution identifies the governing principle for specialized literature interpretation before jumping into algebra, computation, or design detail. The work should connect specialized literature interpretation to advanced model selection with explicit assumptions, a defensible setup, and a technically clear conclusion.

1. Explain how advanced model selection is used inside Bioengineering Elective I to analyze or design around technical judgment. Give the method, the assumptions that matter, and the conclusion you would stand behind.

- What to show: The governing principle behind advanced model selection; A disciplined setup for technical judgment; A clear engineering conclusion - Solution outline: A strong solution identifies the governing principle for advanced model selection before jumping into algebra, computation, or design detail. The work should connect advanced model selection to technical judgment with explicit assumptions, a defensible setup, and a technically clear conclusion.

1. Explain how technical judgment is used inside Bioengineering Elective I to analyze or design around specialized literature interpretation. Give the method, the assumptions that matter, and the conclusion you would stand behind.

- What to show: The governing principle behind technical judgment; A disciplined setup for specialized literature interpretation; A clear engineering conclusion - Solution outline: A strong solution identifies the governing principle for technical judgment before jumping into algebra, computation, or design detail. The work should connect technical judgment to specialized literature interpretation with explicit assumptions, a defensible setup, and a technically clear conclusion.

1. Explain how technical judgment is used inside Bioengineering Elective I to analyze or design around discipline-specific communication. Give the method, the assumptions that matter, and the conclusion you would stand behind.

- What to show: The governing principle behind technical judgment; A disciplined setup for discipline-specific communication; A clear engineering conclusion - Solution outline: A strong solution identifies the governing principle for technical judgment before jumping into algebra, computation, or design detail. The work should connect technical judgment to discipline-specific communication with explicit assumptions, a defensible setup, and a technically clear conclusion.

1. Explain how discipline-specific communication is used inside Bioengineering Elective I to analyze or design around advanced model selection. Give the method, the assumptions that matter, and the conclusion you would stand behind.

- What to show: The governing principle behind discipline-specific communication; A disciplined setup for advanced model selection; A clear engineering conclusion - Solution outline: A strong solution identifies the governing principle for discipline-specific communication before jumping into algebra, computation, or design detail. The work should connect discipline-specific communication to advanced model selection with explicit assumptions, a defensible setup, and a technically clear conclusion.

1. Explain how specialized literature interpretation is used inside Bioengineering Elective I to analyze or design around discipline-specific communication. Give the method, the assumptions that matter, and the conclusion you would stand behind.

- What to show: The governing principle behind specialized literature interpretation; A disciplined setup for discipline-specific communication; A clear engineering conclusion - Solution outline: A strong solution identifies the governing principle for specialized literature interpretation before jumping into algebra, computation, or design detail. The work should connect specialized literature interpretation to discipline-specific communication with explicit assumptions, a defensible setup, and a technically clear conclusion.

1. Write a cumulative response that shows how a student in Bioengineering Elective I should move from problem statement to defended result. Use the course outcomes to explain what high-quality work looks like.

- What to show: A staged engineering workflow; The assumptions or modeling choices that control the result; A defended final interpretation - Solution outline: A strong answer reflects the course outcome "Explain and use the core workflow behind advanced depth in a selected bioengineering specialization." and explains how disciplined setup, method choice, and interpretation fit together. The response should describe a full workflow, not isolated vocabulary words.

Reference note

For the full bibliography behind this textbook, use @@TOKEN_0@@. The answer key in this book is Summit-authored and aligned to the live course runtime.