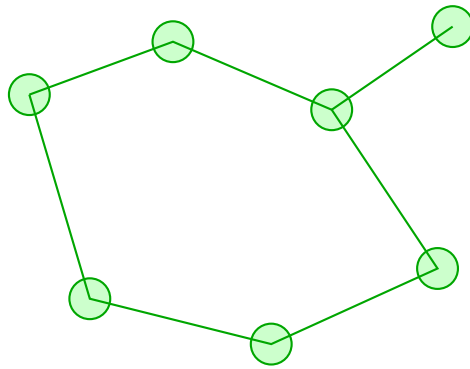


# Summit BIOE 340: Transport in Living Systems

Summit fully illustrated textbook edition

---



Original Summit-authored instructional text generated from the live course runtime, bibliography layer, and assessment structure.

March 22, 2026

@@TOKEN\_0@@ Summit first edition draft @@TOKEN\_1@@ college @@TOKEN\_2@@ 3 @@TO-  
KEN\_3@@ 14 weeks @@TOKEN\_4@@ 6-9 hours each week

# Originality note

This textbook is a Summit-authored instructional text. It is informed by the course bibliography in @@TOKEN\_0@@ and by open academic references used elsewhere in Summit, but it does not copy or restate any single commercial textbook.

# How this textbook was built

This book was generated from the live Summit course runtime for Transport in Living Systems: the syllabus, lesson sequence, reading chapters, guided practice, homework sets, quizzes, mastery exam, and workload standard. The design goal is to give a student a usable, course-complete book while preserving original Summit wording and sequencing.

Momentum, heat, and mass transport in cells, tissues, organs, and bioengineered devices. Summit positions this course around transport phenomena in biological and biomedical systems.

Life-science chapters should connect mechanism, measurement, and application. Biological detail matters, but so does engineering use of that detail.

This volume is structured as a teaching book rather than a bare note pack. Every chapter contains explanation, worked examples, guided practice, chapter homework, and a rear answer key so the student can study independently and still get disciplined feedback.

# Course use guide

- Read one chapter at a time in sequence; each chapter is aligned to a live lesson block in the course workspace.
- Rebuild the worked examples before attempting the graded homework or quiz material.
- Keep a scratch notebook beside the text and write down assumptions, diagrams, and the points where you usually get stuck.
- Use the course tutor, guided practice, and homework only after you can explain the chapter in your own words.

# Contents

Originality note	ii
How this textbook was built	iii
Course use guide	iv
Course map	vi
Prerequisite and readiness position	vii
Semester workload standard	viii
Reference basis	ix
1 Chapter 1 Foundations and governing ideas	1
2 Chapter 2 Core methods and notation discipline	7
3 Chapter 3 Extended methods and decision workflow	13
4 Chapter 4 Applications and system interpretation	19
5 Chapter 5 Integrated casework and professional communication	25
6 Chapter 6 Cumulative review and official assessment	31
7 Quiz review and official exam preparation	37
8 Course vocabulary index	39

**9 Back-of-book answers and solution outlines**

**40**

# Course map

- 6 live lesson chapters
- 6 graded homework checkpoints
- 3 timed quizzes
- 1 cumulative mastery exam
- 5 declared course outcomes

# Prerequisite and readiness position

Course prerequisites: calculus-iii, differential-equations.

This course assumes the prerequisite tools are usable without reteaching them during the term. Summit treats prerequisites as active working knowledge, not paperwork only.

# Semester workload standard

Summit runtime workload label: 6-9 hours each week.

# Reference basis

Primary synthesis anchors from the bibliography for this course (50 listed references total):

1. Introduction to Engineering and Design
2. Engineering Your Future
3. Product Design and Development
4. Engineering Ethics
5. Engineering Economy
6. Shigley s Mechanical Engineering Design
7. Engineering Design Methods
8. Engineering Design

# Chapter 1

## Chapter 1 Foundations and governing ideas

### Chapter purpose

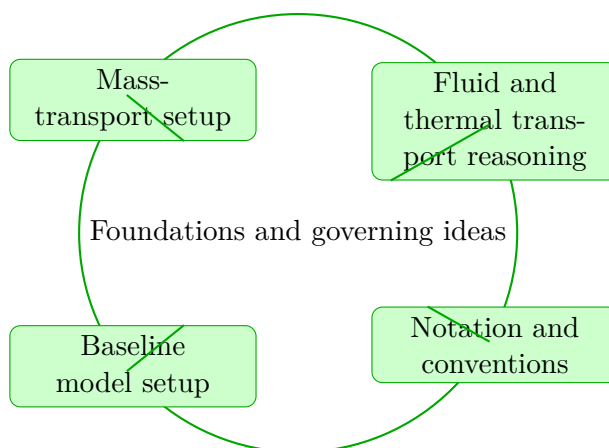
Transport in Living Systems concentrates on mass-transport setup and fluid and thermal transport reasoning in the context of transport phenomena in biological and biomedical systems.

This chapter sits at the opening of Transport in Living Systems. It develops Mass-transport setup, Fluid and thermal transport reasoning, Notation and conventions, and Baseline model setup so that the student can move from explanation to execution without losing the thread of the course.

This chapter works best when the student moves between structure, function, and system behavior. Instead of memorizing disconnected terms, the reader should look for the governing mechanism and then ask how that mechanism constrains design, analysis, or interpretation.

### Core ideas

- Mass-transport setup
- Fluid and thermal transport reasoning
- Notation and conventions
- Baseline model setup



## How to think through this chapter

A strong approach in this family identifies the biological system, the relevant scale, the transport or regulatory mechanism, and the measurement or modeling question. Students should expect to justify simplifications and connect them back to real living systems.

When working this chapter, keep the following question active: @@TOKEN\_0@@ A good student answer should connect setup, assumptions, and conclusion instead of only chasing a final number or sentence.

Transport in Living Systems concentrates on mass-transport setup and fluid and thermal transport reasoning in the context of transport phenomena in biological and biomedical systems.

## Why Foundations and governing ideas matters in Transport in Living Systems

Foundations and governing ideas is not just another topic block. It is where students learn to organize their thinking so that mass-transport setup becomes a deliberate tool instead of a memorized step list.

Summit treats this lesson as applied reasoning: students should be able to say what the model is doing, what assumptions it needs, and why the conclusion would hold up under review.

## How strong students move through this material

The strongest approach is to begin with the governing idea, then connect it to the problem setup, and only then carry out the detailed work. In this lesson that usually means centering mass-transport setup before letting algebra, computation, or design detail take over.

When fluid and thermal transport reasoning enters the picture, the student should already know what variables, constraints, or interpretations matter. That prevents the work from collapsing into

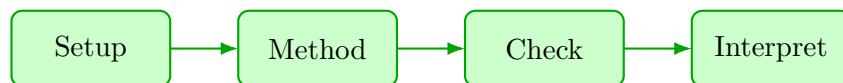
disconnected steps.

## What to watch for when the work gets harder

Notation and conventions usually separate surface familiarity from real mastery. This is where students need to slow down, keep notation disciplined, and explain why the method choice still fits the problem.

A top-quality solution is not just correct. It is organized, explicit about assumptions, and clear enough that another engineer or instructor could audit the logic without guessing what was meant.

## Worked example



@@TOKEN\_0@@ Outline a complete transport in living systems approach that uses mass-transport setup to reason through fluid and thermal transport reasoning.

1. Start by identifying the governing principle behind mass-transport setup and state the assumptions that make it valid in this setting.
2. Define the variables, coordinate choices, constraints, or design criteria that control fluid and thermal transport reasoning.
3. Carry the method through in a disciplined sequence, showing where mass-transport setup shapes the setup and intermediate steps.
4. Close with an engineering interpretation that explains what the result means and why the conclusion is reasonable.

Read this example twice: once for the flow of ideas and once for the technical structure of the solution.

## Worked-through guided example

@@TOKEN\_0@@ Work a transport in living systems problem built around mass-transport setup. Explain the setup, the governing method, and the final conclusion you would defend.

1. State why mass-transport setup is the controlling idea in this problem.
2. List the variables, assumptions, and governing relationships before trying to solve.
3. Carry the reasoning forward in a clean sequence and end with a technical interpretation.

A complete solution begins from mass-transport setup, applies the correct course method, and closes with a written interpretation that explains why the result is reasonable.

## Instructor commentary

Students should annotate this chapter for structure, not just facts. Mark where the argument changes direction, where the method requires a hidden assumption, and where the conclusion becomes more general than the worked example. If the chapter feels easy while you are reading it but difficult when you close the page, you have not yet converted recognition into mastery.

Read for mechanism first, then redraw the system, then solve or interpret the associated engineering task.

## Practice while you read

#### Foundations and governing ideas guided practice

Transport in Living Systems concentrates on mass-transport setup and fluid and thermal transport reasoning in the context of transport phenomena in biological and biomedical systems.

@@TOKEN\_0@@ Work a transport in living systems problem built around mass-transport setup. Explain the setup, the governing method, and the final conclusion you would defend.

- Hint: Return to the key idea mass-transport setup and identify what assumptions, variables, or constraints must be fixed before you work forward.
- Step 1: State why mass-transport setup is the controlling idea in this problem.
- Step 2: List the variables, assumptions, and governing relationships before trying to solve.
- Step 3: Carry the reasoning forward in a clean sequence and end with a technical interpretation.
- Checkpoint: A strong checkpoint answer identifies mass-transport setup, builds a disciplined setup, and defends a final conclusion.

@@TOKEN\_0@@ Work a transport in living systems problem built around fluid and thermal transport reasoning. Explain the setup, the governing method, and the final conclusion you would defend.

- Hint: Return to the key idea fluid and thermal transport reasoning and identify what assumptions, variables, or constraints must be fixed before you work forward.
- Step 1: State why fluid and thermal transport reasoning is the controlling idea in this problem.
- Step 2: List the variables, assumptions, and governing relationships before trying to solve.
- Step 3: Carry the reasoning forward in a clean sequence and end with a technical interpretation.
- Checkpoint: A strong checkpoint answer identifies fluid and thermal transport reasoning, builds a disciplined setup, and defends a final conclusion.

## Chapter homework

@@TOKEN\_0@@ Transport in Living Systems concentrates on mass-transport setup and fluid and thermal transport reasoning in the context of transport phenomena in biological and biomedical systems.

1. Complete a full transport in living systems problem centered on mass-transport setup. State the setup, the governing method, and the engineering conclusion you would defend.
2. Complete a full transport in living systems problem centered on fluid and thermal transport reasoning. State the setup, the governing method, and the engineering conclusion you would defend.
3. Complete a full transport in living systems problem centered on notation and conventions. State the setup, the governing method, and the engineering conclusion you would defend.
4. Complete a full transport in living systems problem centered on baseline model setup. State the setup, the governing method, and the engineering conclusion you would defend.

Answers for these homework problems appear in the back-of-book answer key.

## Chapter summary and study notes

- Explain when mass-transport setup is the right tool and when it is not.
- Carry a full solution or analysis from setup to conclusion without skipping assumptions.
- Use notation, units, and technical language clearly enough for formal grading.

## Study tips

- Name the governing idea first: Mass-transport setup.
- Write down assumptions and constraints before pushing through calculations or design choices.
- End every serious solution with a technical interpretation, not only a final number or label.

## Common traps

- Jumping into symbol manipulation before the governing model is clear.
- Treating the procedure like a script instead of checking whether the assumptions still hold.
- Stopping at the answer line without explaining what the result means in context.

## Family-level errors to watch for

- Treating biology as vocabulary rather than mechanism.
- Ignoring scale, environment, or system boundary when building a model.
- Reporting a calculation without reconnecting it to the living system.

## Chapter 2

# Chapter 2 Core methods and notation discipline

### Chapter purpose

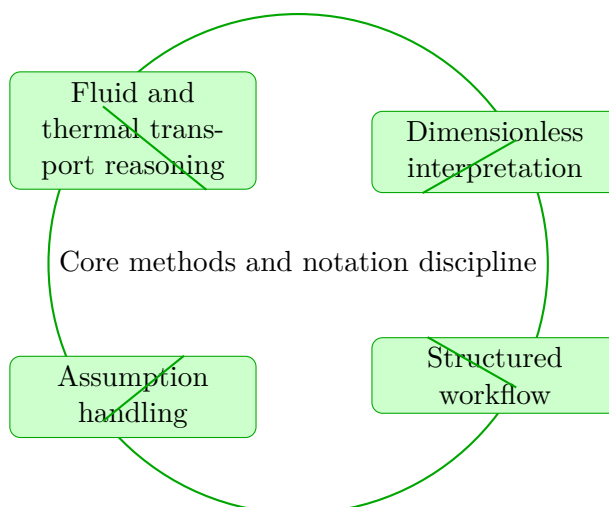
Transport in Living Systems concentrates on fluid and thermal transport reasoning and dimensionless interpretation in the context of transport phenomena in biological and biomedical systems.

This chapter sits in the middle of Transport in Living Systems. It develops Fluid and thermal transport reasoning, Dimensionless interpretation, Structured workflow, and Assumption handling so that the student can move from explanation to execution without losing the thread of the course.

This chapter works best when the student moves between structure, function, and system behavior. Instead of memorizing disconnected terms, the reader should look for the governing mechanism and then ask how that mechanism constrains design, analysis, or interpretation.

### Core ideas

- Fluid and thermal transport reasoning
- Dimensionless interpretation
- Structured workflow
- Assumption handling



## How to think through this chapter

A strong approach in this family identifies the biological system, the relevant scale, the transport or regulatory mechanism, and the measurement or modeling question. Students should expect to justify simplifications and connect them back to real living systems.

When working this chapter, keep the following question active: @@TOKEN\_0@@ A good student answer should connect setup, assumptions, and conclusion instead of only chasing a final number or sentence.

Transport in Living Systems concentrates on fluid and thermal transport reasoning and dimensionless interpretation in the context of transport phenomena in biological and biomedical systems.

## Why Core methods and notation discipline matters in Transport in Living Systems

Core methods and notation discipline is not just another topic block. It is where students learn to organize their thinking so that fluid and thermal transport reasoning becomes a deliberate tool instead of a memorized step list.

Summit treats this lesson as applied reasoning: students should be able to say what the model is doing, what assumptions it needs, and why the conclusion would hold up under review.

## How strong students move through this material

The strongest approach is to begin with the governing idea, then connect it to the problem setup, and only then carry out the detailed work. In this lesson that usually means centering fluid and thermal transport reasoning before letting algebra, computation, or design detail take over.

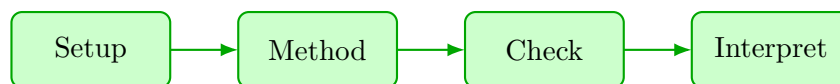
When dimensionless interpretation enters the picture, the student should already know what variables, constraints, or interpretations matter. That prevents the work from collapsing into disconnected steps.

## What to watch for when the work gets harder

Structured workflow usually separate surface familiarity from real mastery. This is where students need to slow down, keep notation disciplined, and explain why the method choice still fits the problem.

A top-quality solution is not just correct. It is organized, explicit about assumptions, and clear enough that another engineer or instructor could audit the logic without guessing what was meant.

## Worked example



@@TOKEN\_0@@ Outline a complete transport in living systems approach that uses fluid and thermal transport reasoning to reason through dimensionless interpretation.

1. Start by identifying the governing principle behind fluid and thermal transport reasoning and state the assumptions that make it valid in this setting.
2. Define the variables, coordinate choices, constraints, or design criteria that control dimensionless interpretation.
3. Carry the method through in a disciplined sequence, showing where fluid and thermal transport reasoning shapes the setup and intermediate steps.
4. Close with an engineering interpretation that explains what the result means and why the conclusion is reasonable.

Read this example twice: once for the flow of ideas and once for the technical structure of the solution.

## Worked-through guided example

@@TOKEN\_0@@ Work a transport in living systems problem built around fluid and thermal transport reasoning. Explain the setup, the governing method, and the final conclusion you would defend.

1. State why fluid and thermal transport reasoning is the controlling idea in this problem.

2. List the variables, assumptions, and governing relationships before trying to solve.
3. Carry the reasoning forward in a clean sequence and end with a technical interpretation.

A complete solution begins from fluid and thermal transport reasoning, applies the correct course method, and closes with a written interpretation that explains why the result is reasonable.

## Instructor commentary

Students should annotate this chapter for structure, not just facts. Mark where the argument changes direction, where the method requires a hidden assumption, and where the conclusion becomes more general than the worked example. If the chapter feels easy while you are reading it but difficult when you close the page, you have not yet converted recognition into mastery.

Read for mechanism first, then redraw the system, then solve or interpret the associated engineering task.

## Practice while you read

#### Core methods and notation discipline guided practice

Transport in Living Systems concentrates on fluid and thermal transport reasoning and dimensionless interpretation in the context of transport phenomena in biological and biomedical systems.

@@TOKEN\_0@@ Work a transport in living systems problem built around fluid and thermal transport reasoning. Explain the setup, the governing method, and the final conclusion you would defend.

- Hint: Return to the key idea fluid and thermal transport reasoning and identify what assumptions, variables, or constraints must be fixed before you work forward.
- Step 1: State why fluid and thermal transport reasoning is the controlling idea in this problem.
- Step 2: List the variables, assumptions, and governing relationships before trying to solve.
- Step 3: Carry the reasoning forward in a clean sequence and end with a technical interpretation.
- Checkpoint: A strong checkpoint answer identifies fluid and thermal transport reasoning, builds a disciplined setup, and defends a final conclusion.

@@TOKEN\_0@@ Work a transport in living systems problem built around dimensionless interpretation. Explain the setup, the governing method, and the final conclusion you would defend.

- Hint: Return to the key idea dimensionless interpretation and identify what assumptions, variables, or constraints must be fixed before you work forward.
- Step 1: State why dimensionless interpretation is the controlling idea in this problem.

- Step 2: List the variables, assumptions, and governing relationships before trying to solve.
- Step 3: Carry the reasoning forward in a clean sequence and end with a technical interpretation.
- Checkpoint: A strong checkpoint answer identifies dimensionless interpretation, builds a disciplined setup, and defends a final conclusion.

## Chapter homework

@@TOKEN\_0@@ Transport in Living Systems concentrates on fluid and thermal transport reasoning and dimensionless interpretation in the context of transport phenomena in biological and biomedical systems.

1. Complete a full transport in living systems problem centered on fluid and thermal transport reasoning. State the setup, the governing method, and the engineering conclusion you would defend.
2. Complete a full transport in living systems problem centered on dimensionless interpretation. State the setup, the governing method, and the engineering conclusion you would defend.
3. Complete a full transport in living systems problem centered on structured workflow. State the setup, the governing method, and the engineering conclusion you would defend.
4. Complete a full transport in living systems problem centered on assumption handling. State the setup, the governing method, and the engineering conclusion you would defend.

Answers for these homework problems appear in the back-of-book answer key.

## Chapter summary and study notes

- Explain when fluid and thermal transport reasoning is the right tool and when it is not.
- Carry a full solution or analysis from setup to conclusion without skipping assumptions.
- Use notation, units, and technical language clearly enough for formal grading.

## Study tips

- Name the governing idea first: Fluid and thermal transport reasoning.
- Write down assumptions and constraints before pushing through calculations or design choices.
- End every serious solution with a technical interpretation, not only a final number or label.

## Common traps

- Jumping into symbol manipulation before the governing model is clear.
- Treating the procedure like a script instead of checking whether the assumptions still hold.
- Stopping at the answer line without explaining what the result means in context.

## Family-level errors to watch for

- Treating biology as vocabulary rather than mechanism.
- Ignoring scale, environment, or system boundary when building a model.
- Reporting a calculation without reconnecting it to the living system.

## Chapter 3

# Chapter 3 Extended methods and decision workflow

### Chapter purpose

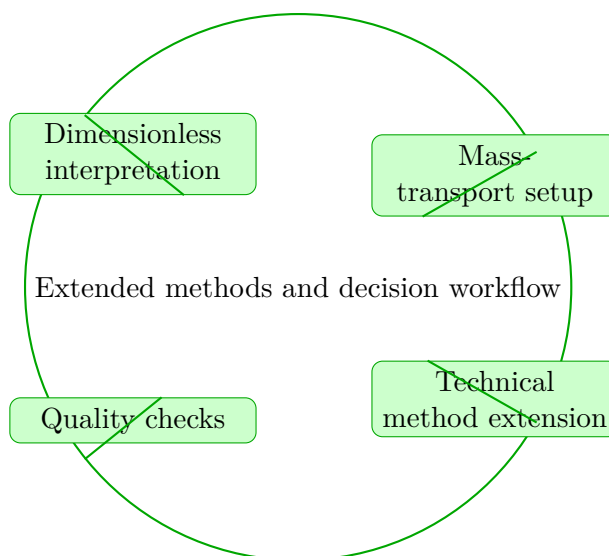
Transport in Living Systems concentrates on dimensionless interpretation and mass-transport setup in the context of transport phenomena in biological and biomedical systems.

This chapter sits in the middle of Transport in Living Systems. It develops Dimensionless interpretation, Mass-transport setup, Technical method extension, and Quality checks so that the student can move from explanation to execution without losing the thread of the course.

This chapter works best when the student moves between structure, function, and system behavior. Instead of memorizing disconnected terms, the reader should look for the governing mechanism and then ask how that mechanism constrains design, analysis, or interpretation.

### Core ideas

- Dimensionless interpretation
- Mass-transport setup
- Technical method extension
- Quality checks



## How to think through this chapter

A strong approach in this family identifies the biological system, the relevant scale, the transport or regulatory mechanism, and the measurement or modeling question. Students should expect to justify simplifications and connect them back to real living systems.

When working this chapter, keep the following question active: @@TOKEN\_0@@ A good student answer should connect setup, assumptions, and conclusion instead of only chasing a final number or sentence.

Transport in Living Systems concentrates on dimensionless interpretation and mass-transport setup in the context of transport phenomena in biological and biomedical systems.

## Why Extended methods and decision workflow matters in Transport in Living Systems

Extended methods and decision workflow is not just another topic block. It is where students learn to organize their thinking so that dimensionless interpretation becomes a deliberate tool instead of a memorized step list.

Summit treats this lesson as applied reasoning: students should be able to say what the model is doing, what assumptions it needs, and why the conclusion would hold up under review.

## How strong students move through this material

The strongest approach is to begin with the governing idea, then connect it to the problem setup, and only then carry out the detailed work. In this lesson that usually means centering dimensionless interpretation before letting algebra, computation, or design detail take over.

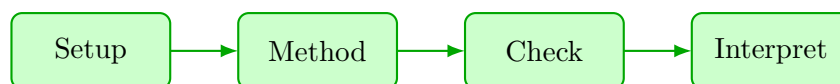
When mass-transport setup enters the picture, the student should already know what variables, constraints, or interpretations matter. That prevents the work from collapsing into disconnected steps.

## What to watch for when the work gets harder

Technical method extension usually separate surface familiarity from real mastery. This is where students need to slow down, keep notation disciplined, and explain why the method choice still fits the problem.

A top-quality solution is not just correct. It is organized, explicit about assumptions, and clear enough that another engineer or instructor could audit the logic without guessing what was meant.

## Worked example



@@TOKEN\_0@@ Outline a complete transport in living systems approach that uses dimensionless interpretation to reason through mass-transport setup.

1. Start by identifying the governing principle behind dimensionless interpretation and state the assumptions that make it valid in this setting.
2. Define the variables, coordinate choices, constraints, or design criteria that control mass-transport setup.
3. Carry the method through in a disciplined sequence, showing where dimensionless interpretation shapes the setup and intermediate steps.
4. Close with an engineering interpretation that explains what the result means and why the conclusion is reasonable.

Read this example twice: once for the flow of ideas and once for the technical structure of the solution.

## Worked-through guided example

@@TOKEN\_0@@ Work a transport in living systems problem built around dimensionless interpretation. Explain the setup, the governing method, and the final conclusion you would defend.

1. State why dimensionless interpretation is the controlling idea in this problem.
2. List the variables, assumptions, and governing relationships before trying to solve.

3. Carry the reasoning forward in a clean sequence and end with a technical interpretation.

A complete solution begins from dimensionless interpretation, applies the correct course method, and closes with a written interpretation that explains why the result is reasonable.

## Instructor commentary

Students should annotate this chapter for structure, not just facts. Mark where the argument changes direction, where the method requires a hidden assumption, and where the conclusion becomes more general than the worked example. If the chapter feels easy while you are reading it but difficult when you close the page, you have not yet converted recognition into mastery.

Read for mechanism first, then redraw the system, then solve or interpret the associated engineering task.

## Practice while you read

#### Extended methods and decision workflow guided practice

Transport in Living Systems concentrates on dimensionless interpretation and mass-transport setup in the context of transport phenomena in biological and biomedical systems.

@@TOKEN\_0@@ Work a transport in living systems problem built around dimensionless interpretation. Explain the setup, the governing method, and the final conclusion you would defend.

- Hint: Return to the key idea dimensionless interpretation and identify what assumptions, variables, or constraints must be fixed before you work forward.
- Step 1: State why dimensionless interpretation is the controlling idea in this problem.
- Step 2: List the variables, assumptions, and governing relationships before trying to solve.
- Step 3: Carry the reasoning forward in a clean sequence and end with a technical interpretation.
- Checkpoint: A strong checkpoint answer identifies dimensionless interpretation, builds a disciplined setup, and defends a final conclusion.

@@TOKEN\_0@@ Work a transport in living systems problem built around mass-transport setup. Explain the setup, the governing method, and the final conclusion you would defend.

- Hint: Return to the key idea mass-transport setup and identify what assumptions, variables, or constraints must be fixed before you work forward.
- Step 1: State why mass-transport setup is the controlling idea in this problem.
- Step 2: List the variables, assumptions, and governing relationships before trying to solve.
- Step 3: Carry the reasoning forward in a clean sequence and end with a technical interpretation.

- Checkpoint: A strong checkpoint answer identifies mass-transport setup, builds a disciplined setup, and defends a final conclusion.

## Chapter homework

@@TOKEN\_0@@ Transport in Living Systems concentrates on dimensionless interpretation and mass-transport setup in the context of transport phenomena in biological and biomedical systems.

1. Complete a full transport in living systems problem centered on dimensionless interpretation. State the setup, the governing method, and the engineering conclusion you would defend.
2. Complete a full transport in living systems problem centered on mass-transport setup. State the setup, the governing method, and the engineering conclusion you would defend.
3. Complete a full transport in living systems problem centered on technical method extension. State the setup, the governing method, and the engineering conclusion you would defend.
4. Complete a full transport in living systems problem centered on quality checks. State the setup, the governing method, and the engineering conclusion you would defend.

Answers for these homework problems appear in the back-of-book answer key.

## Chapter summary and study notes

- Explain when dimensionless interpretation is the right tool and when it is not.
- Carry a full solution or analysis from setup to conclusion without skipping assumptions.
- Use notation, units, and technical language clearly enough for formal grading.

## Study tips

- Name the governing idea first: Dimensionless interpretation.
- Write down assumptions and constraints before pushing through calculations or design choices.
- End every serious solution with a technical interpretation, not only a final number or label.

## Common traps

- Jumping into symbol manipulation before the governing model is clear.
- Treating the procedure like a script instead of checking whether the assumptions still hold.
- Stopping at the answer line without explaining what the result means in context.

## Family-level errors to watch for

- Treating biology as vocabulary rather than mechanism.
- Ignoring scale, environment, or system boundary when building a model.
- Reporting a calculation without reconnecting it to the living system.

## Chapter 4

# Chapter 4 Applications and system interpretation

### Chapter purpose

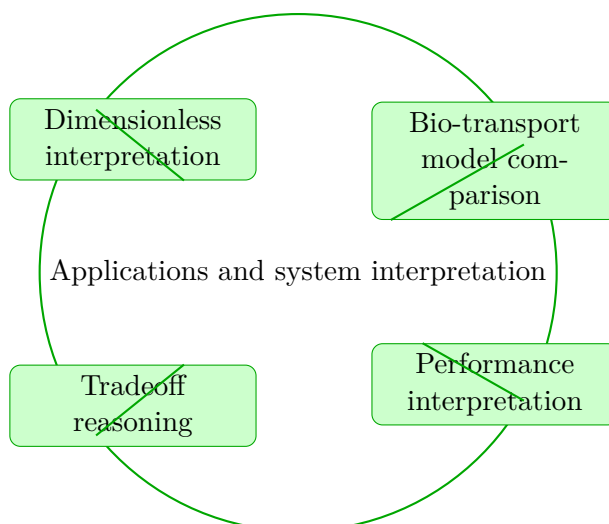
Transport in Living Systems concentrates on dimensionless interpretation and bio-transport model comparison in the context of transport phenomena in biological and biomedical systems.

This chapter sits in the middle of Transport in Living Systems. It develops Dimensionless interpretation, Bio-transport model comparison, Performance interpretation, and Tradeoff reasoning so that the student can move from explanation to execution without losing the thread of the course.

This chapter works best when the student moves between structure, function, and system behavior. Instead of memorizing disconnected terms, the reader should look for the governing mechanism and then ask how that mechanism constrains design, analysis, or interpretation.

### Core ideas

- Dimensionless interpretation
- Bio-transport model comparison
- Performance interpretation
- Tradeoff reasoning



## How to think through this chapter

A strong approach in this family identifies the biological system, the relevant scale, the transport or regulatory mechanism, and the measurement or modeling question. Students should expect to justify simplifications and connect them back to real living systems.

When working this chapter, keep the following question active: @@TOKEN\_0@@ A good student answer should connect setup, assumptions, and conclusion instead of only chasing a final number or sentence.

Transport in Living Systems concentrates on dimensionless interpretation and bio-transport model comparison in the context of transport phenomena in biological and biomedical systems.

## Why Applications and system interpretation matters in Transport in Living Systems

Applications and system interpretation is not just another topic block. It is where students learn to organize their thinking so that dimensionless interpretation becomes a deliberate tool instead of a memorized step list.

Summit treats this lesson as applied reasoning: students should be able to say what the model is doing, what assumptions it needs, and why the conclusion would hold up under review.

## How strong students move through this material

The strongest approach is to begin with the governing idea, then connect it to the problem setup, and only then carry out the detailed work. In this lesson that usually means centering dimensionless interpretation before letting algebra, computation, or design detail take over.

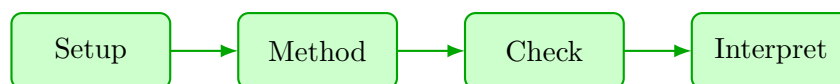
When bio-transport model comparison enters the picture, the student should already know what variables, constraints, or interpretations matter. That prevents the work from collapsing into disconnected steps.

## What to watch for when the work gets harder

Performance interpretation usually separate surface familiarity from real mastery. This is where students need to slow down, keep notation disciplined, and explain why the method choice still fits the problem.

A top-quality solution is not just correct. It is organized, explicit about assumptions, and clear enough that another engineer or instructor could audit the logic without guessing what was meant.

## Worked example



@@TOKEN\_0@@ Outline a complete transport in living systems approach that uses dimensionless interpretation to reason through bio-transport model comparison.

1. Start by identifying the governing principle behind dimensionless interpretation and state the assumptions that make it valid in this setting.
2. Define the variables, coordinate choices, constraints, or design criteria that control bio-transport model comparison.
3. Carry the method through in a disciplined sequence, showing where dimensionless interpretation shapes the setup and intermediate steps.
4. Close with an engineering interpretation that explains what the result means and why the conclusion is reasonable.

Read this example twice: once for the flow of ideas and once for the technical structure of the solution.

## Worked-through guided example

@@TOKEN\_0@@ Work a transport in living systems problem built around dimensionless interpretation. Explain the setup, the governing method, and the final conclusion you would defend.

1. State why dimensionless interpretation is the controlling idea in this problem.
2. List the variables, assumptions, and governing relationships before trying to solve.

3. Carry the reasoning forward in a clean sequence and end with a technical interpretation.

A complete solution begins from dimensionless interpretation, applies the correct course method, and closes with a written interpretation that explains why the result is reasonable.

## Instructor commentary

Students should annotate this chapter for structure, not just facts. Mark where the argument changes direction, where the method requires a hidden assumption, and where the conclusion becomes more general than the worked example. If the chapter feels easy while you are reading it but difficult when you close the page, you have not yet converted recognition into mastery.

Read for mechanism first, then redraw the system, then solve or interpret the associated engineering task.

## Practice while you read

#### Applications and system interpretation guided practice

Transport in Living Systems concentrates on dimensionless interpretation and bio-transport model comparison in the context of transport phenomena in biological and biomedical systems.

@@TOKEN\_0@@ Work a transport in living systems problem built around dimensionless interpretation. Explain the setup, the governing method, and the final conclusion you would defend.

- Hint: Return to the key idea dimensionless interpretation and identify what assumptions, variables, or constraints must be fixed before you work forward.
- Step 1: State why dimensionless interpretation is the controlling idea in this problem.
- Step 2: List the variables, assumptions, and governing relationships before trying to solve.
- Step 3: Carry the reasoning forward in a clean sequence and end with a technical interpretation.
- Checkpoint: A strong checkpoint answer identifies dimensionless interpretation, builds a disciplined setup, and defends a final conclusion.

@@TOKEN\_0@@ Work a transport in living systems problem built around bio-transport model comparison. Explain the setup, the governing method, and the final conclusion you would defend.

- Hint: Return to the key idea bio-transport model comparison and identify what assumptions, variables, or constraints must be fixed before you work forward.
- Step 1: State why bio-transport model comparison is the controlling idea in this problem.
- Step 2: List the variables, assumptions, and governing relationships before trying to solve.
- Step 3: Carry the reasoning forward in a clean sequence and end with a technical interpretation.

- Checkpoint: A strong checkpoint answer identifies bio-transport model comparison, builds a disciplined setup, and defends a final conclusion.

## Chapter homework

@@TOKEN\_0@@ Transport in Living Systems concentrates on dimensionless interpretation and bio-transport model comparison in the context of transport phenomena in biological and biomedical systems.

1. Complete a full transport in living systems problem centered on dimensionless interpretation. State the setup, the governing method, and the engineering conclusion you would defend.
2. Complete a full transport in living systems problem centered on bio-transport model comparison. State the setup, the governing method, and the engineering conclusion you would defend.
3. Complete a full transport in living systems problem centered on performance interpretation. State the setup, the governing method, and the engineering conclusion you would defend.
4. Complete a full transport in living systems problem centered on tradeoff reasoning. State the setup, the governing method, and the engineering conclusion you would defend.

Answers for these homework problems appear in the back-of-book answer key.

## Chapter summary and study notes

- Explain when dimensionless interpretation is the right tool and when it is not.
- Carry a full solution or analysis from setup to conclusion without skipping assumptions.
- Use notation, units, and technical language clearly enough for formal grading.

## Study tips

- Name the governing idea first: Dimensionless interpretation.
- Write down assumptions and constraints before pushing through calculations or design choices.
- End every serious solution with a technical interpretation, not only a final number or label.

## Common traps

- Jumping into symbol manipulation before the governing model is clear.
- Treating the procedure like a script instead of checking whether the assumptions still hold.
- Stopping at the answer line without explaining what the result means in context.

## Family-level errors to watch for

- Treating biology as vocabulary rather than mechanism.
- Ignoring scale, environment, or system boundary when building a model.
- Reporting a calculation without reconnecting it to the living system.

## Chapter 5

# Chapter 5 Integrated casework and professional communication

### Chapter purpose

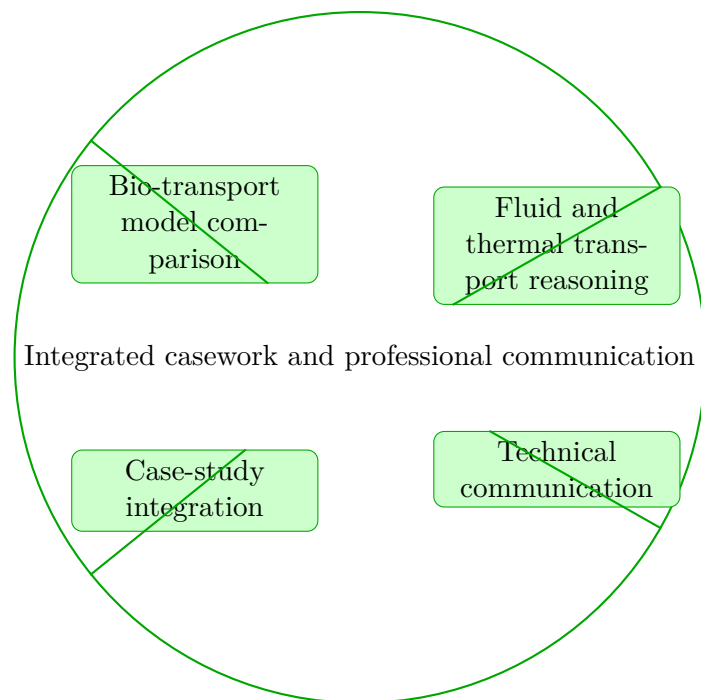
Transport in Living Systems concentrates on bio-transport model comparison and fluid and thermal transport reasoning in the context of transport phenomena in biological and biomedical systems.

This chapter sits in the middle of Transport in Living Systems. It develops Bio-transport model comparison, Fluid and thermal transport reasoning, Technical communication, and Case-study integration so that the student can move from explanation to execution without losing the thread of the course.

This chapter works best when the student moves between structure, function, and system behavior. Instead of memorizing disconnected terms, the reader should look for the governing mechanism and then ask how that mechanism constrains design, analysis, or interpretation.

### Core ideas

- Bio-transport model comparison
- Fluid and thermal transport reasoning
- Technical communication
- Case-study integration



## How to think through this chapter

A strong approach in this family identifies the biological system, the relevant scale, the transport or regulatory mechanism, and the measurement or modeling question. Students should expect to justify simplifications and connect them back to real living systems.

When working this chapter, keep the following question active: @@TOKEN\_0@@ A good student answer should connect setup, assumptions, and conclusion instead of only chasing a final number or sentence.

Transport in Living Systems concentrates on bio-transport model comparison and fluid and thermal transport reasoning in the context of transport phenomena in biological and biomedical systems.

## Why Integrated casework and professional communication matters in Transport in Living Systems

Integrated casework and professional communication is not just another topic block. It is where students learn to organize their thinking so that bio-transport model comparison becomes a deliberate tool instead of a memorized step list.

Summit treats this lesson as applied reasoning: students should be able to say what the model is doing, what assumptions it needs, and why the conclusion would hold up under review.

## How strong students move through this material

The strongest approach is to begin with the governing idea, then connect it to the problem setup, and only then carry out the detailed work. In this lesson that usually means centering bio-transport model comparison before letting algebra, computation, or design detail take over.

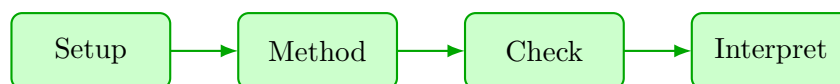
When fluid and thermal transport reasoning enters the picture, the student should already know what variables, constraints, or interpretations matter. That prevents the work from collapsing into disconnected steps.

## What to watch for when the work gets harder

Technical communication usually separate surface familiarity from real mastery. This is where students need to slow down, keep notation disciplined, and explain why the method choice still fits the problem.

A top-quality solution is not just correct. It is organized, explicit about assumptions, and clear enough that another engineer or instructor could audit the logic without guessing what was meant.

## Worked example



@@TOKEN\_0@@ Outline a complete transport in living systems approach that uses bio-transport model comparison to reason through fluid and thermal transport reasoning.

1. Start by identifying the governing principle behind bio-transport model comparison and state the assumptions that make it valid in this setting.
2. Define the variables, coordinate choices, constraints, or design criteria that control fluid and thermal transport reasoning.
3. Carry the method through in a disciplined sequence, showing where bio-transport model comparison shapes the setup and intermediate steps.
4. Close with an engineering interpretation that explains what the result means and why the conclusion is reasonable.

Read this example twice: once for the flow of ideas and once for the technical structure of the solution.

## Worked-through guided example

@@TOKEN\_0@@ Work a transport in living systems problem built around bio-transport model comparison. Explain the setup, the governing method, and the final conclusion you would defend.

1. State why bio-transport model comparison is the controlling idea in this problem.
2. List the variables, assumptions, and governing relationships before trying to solve.
3. Carry the reasoning forward in a clean sequence and end with a technical interpretation.

A complete solution begins from bio-transport model comparison, applies the correct course method, and closes with a written interpretation that explains why the result is reasonable.

## Instructor commentary

Students should annotate this chapter for structure, not just facts. Mark where the argument changes direction, where the method requires a hidden assumption, and where the conclusion becomes more general than the worked example. If the chapter feels easy while you are reading it but difficult when you close the page, you have not yet converted recognition into mastery.

Read for mechanism first, then redraw the system, then solve or interpret the associated engineering task.

## Practice while you read

#### Integrated casework and professional communication guided practice

Transport in Living Systems concentrates on bio-transport model comparison and fluid and thermal transport reasoning in the context of transport phenomena in biological and biomedical systems.

@@TOKEN\_0@@ Work a transport in living systems problem built around bio-transport model comparison. Explain the setup, the governing method, and the final conclusion you would defend.

- Hint: Return to the key idea bio-transport model comparison and identify what assumptions, variables, or constraints must be fixed before you work forward.
- Step 1: State why bio-transport model comparison is the controlling idea in this problem.
- Step 2: List the variables, assumptions, and governing relationships before trying to solve.
- Step 3: Carry the reasoning forward in a clean sequence and end with a technical interpretation.
- Checkpoint: A strong checkpoint answer identifies bio-transport model comparison, builds a disciplined setup, and defends a final conclusion.

@@TOKEN\_0@@ Work a transport in living systems problem built around fluid and thermal transport reasoning. Explain the setup, the governing method, and the final conclusion you would defend.

- Hint: Return to the key idea fluid and thermal transport reasoning and identify what assumptions, variables, or constraints must be fixed before you work forward.
- Step 1: State why fluid and thermal transport reasoning is the controlling idea in this problem.
- Step 2: List the variables, assumptions, and governing relationships before trying to solve.
- Step 3: Carry the reasoning forward in a clean sequence and end with a technical interpretation.
- Checkpoint: A strong checkpoint answer identifies fluid and thermal transport reasoning, builds a disciplined setup, and defends a final conclusion.

## Chapter homework

@@TOKEN\_0@@ Transport in Living Systems concentrates on bio-transport model comparison and fluid and thermal transport reasoning in the context of transport phenomena in biological and biomedical systems.

1. Complete a full transport in living systems problem centered on bio-transport model comparison. State the setup, the governing method, and the engineering conclusion you would defend.
2. Complete a full transport in living systems problem centered on fluid and thermal transport reasoning. State the setup, the governing method, and the engineering conclusion you would defend.
3. Complete a full transport in living systems problem centered on technical communication. State the setup, the governing method, and the engineering conclusion you would defend.
4. Complete a full transport in living systems problem centered on case-study integration. State the setup, the governing method, and the engineering conclusion you would defend.

Answers for these homework problems appear in the back-of-book answer key.

## Chapter summary and study notes

- Explain when bio-transport model comparison is the right tool and when it is not.
- Carry a full solution or analysis from setup to conclusion without skipping assumptions.
- Use notation, units, and technical language clearly enough for formal grading.

## Study tips

- Name the governing idea first: Bio-transport model comparison.
- Write down assumptions and constraints before pushing through calculations or design choices.
- End every serious solution with a technical interpretation, not only a final number or label.

## Common traps

- Jumping into symbol manipulation before the governing model is clear.
- Treating the procedure like a script instead of checking whether the assumptions still hold.
- Stopping at the answer line without explaining what the result means in context.

## Family-level errors to watch for

- Treating biology as vocabulary rather than mechanism.
- Ignoring scale, environment, or system boundary when building a model.
- Reporting a calculation without reconnecting it to the living system.

## Chapter 6

# Chapter 6 Cumulative review and official assessment

### Chapter purpose

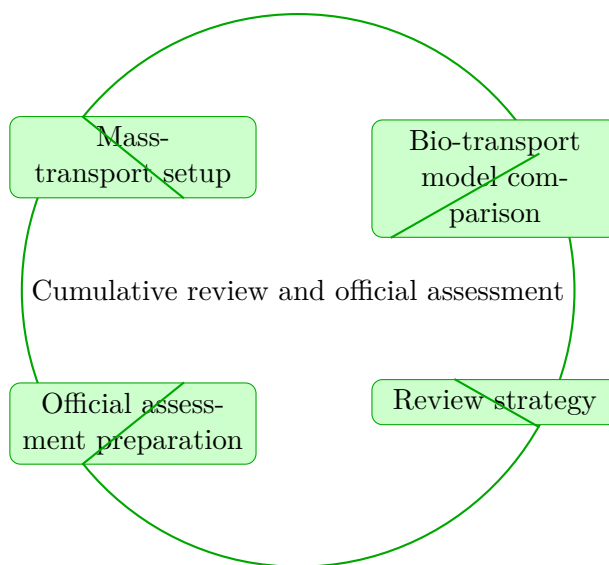
Transport in Living Systems concentrates on mass-transport setup and bio-transport model comparison in the context of transport phenomena in biological and biomedical systems.

This chapter sits at the end of Transport in Living Systems. It develops Mass-transport setup, Bio-transport model comparison, Review strategy, and Official assessment preparation so that the student can move from explanation to execution without losing the thread of the course.

This chapter works best when the student moves between structure, function, and system behavior. Instead of memorizing disconnected terms, the reader should look for the governing mechanism and then ask how that mechanism constrains design, analysis, or interpretation.

### Core ideas

- Mass-transport setup
- Bio-transport model comparison
- Review strategy
- Official assessment preparation



## How to think through this chapter

A strong approach in this family identifies the biological system, the relevant scale, the transport or regulatory mechanism, and the measurement or modeling question. Students should expect to justify simplifications and connect them back to real living systems.

When working this chapter, keep the following question active: @@TOKEN\_0@@ A good student answer should connect setup, assumptions, and conclusion instead of only chasing a final number or sentence.

Transport in Living Systems concentrates on mass-transport setup and bio-transport model comparison in the context of transport phenomena in biological and biomedical systems.

## Why Cumulative review and official assessment matters in Transport in Living Systems

Cumulative review and official assessment is not just another topic block. It is where students learn to organize their thinking so that mass-transport setup becomes a deliberate tool instead of a memorized step list.

Summit treats this lesson as applied reasoning: students should be able to say what the model is doing, what assumptions it needs, and why the conclusion would hold up under review.

## How strong students move through this material

The strongest approach is to begin with the governing idea, then connect it to the problem setup, and only then carry out the detailed work. In this lesson that usually means centering mass-transport setup before letting algebra, computation, or design detail take over.

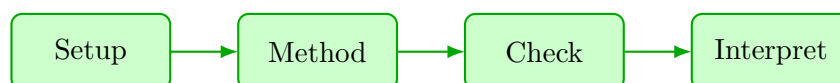
When bio-transport model comparison enters the picture, the student should already know what variables, constraints, or interpretations matter. That prevents the work from collapsing into disconnected steps.

## What to watch for when the work gets harder

Review strategy usually separate surface familiarity from real mastery. This is where students need to slow down, keep notation disciplined, and explain why the method choice still fits the problem.

A top-quality solution is not just correct. It is organized, explicit about assumptions, and clear enough that another engineer or instructor could audit the logic without guessing what was meant.

## Worked example



@@TOKEN\_0@@ Outline a complete transport in living systems approach that uses mass-transport setup to reason through bio-transport model comparison.

1. Start by identifying the governing principle behind mass-transport setup and state the assumptions that make it valid in this setting.
2. Define the variables, coordinate choices, constraints, or design criteria that control bio-transport model comparison.
3. Carry the method through in a disciplined sequence, showing where mass-transport setup shapes the setup and intermediate steps.
4. Close with an engineering interpretation that explains what the result means and why the conclusion is reasonable.

Read this example twice: once for the flow of ideas and once for the technical structure of the solution.

## Worked-through guided example

@@TOKEN\_0@@ Work a transport in living systems problem built around mass-transport setup. Explain the setup, the governing method, and the final conclusion you would defend.

1. State why mass-transport setup is the controlling idea in this problem.
2. List the variables, assumptions, and governing relationships before trying to solve.

3. Carry the reasoning forward in a clean sequence and end with a technical interpretation.

A complete solution begins from mass-transport setup, applies the correct course method, and closes with a written interpretation that explains why the result is reasonable.

## Instructor commentary

Students should annotate this chapter for structure, not just facts. Mark where the argument changes direction, where the method requires a hidden assumption, and where the conclusion becomes more general than the worked example. If the chapter feels easy while you are reading it but difficult when you close the page, you have not yet converted recognition into mastery.

Read for mechanism first, then redraw the system, then solve or interpret the associated engineering task.

## Practice while you read

#### Cumulative review and official assessment guided practice

Transport in Living Systems concentrates on mass-transport setup and bio-transport model comparison in the context of transport phenomena in biological and biomedical systems.

@@TOKEN\_0@@ Work a transport in living systems problem built around mass-transport setup. Explain the setup, the governing method, and the final conclusion you would defend.

- Hint: Return to the key idea mass-transport setup and identify what assumptions, variables, or constraints must be fixed before you work forward.
- Step 1: State why mass-transport setup is the controlling idea in this problem.
- Step 2: List the variables, assumptions, and governing relationships before trying to solve.
- Step 3: Carry the reasoning forward in a clean sequence and end with a technical interpretation.
- Checkpoint: A strong checkpoint answer identifies mass-transport setup, builds a disciplined setup, and defends a final conclusion.

@@TOKEN\_0@@ Work a transport in living systems problem built around bio-transport model comparison. Explain the setup, the governing method, and the final conclusion you would defend.

- Hint: Return to the key idea bio-transport model comparison and identify what assumptions, variables, or constraints must be fixed before you work forward.
- Step 1: State why bio-transport model comparison is the controlling idea in this problem.
- Step 2: List the variables, assumptions, and governing relationships before trying to solve.
- Step 3: Carry the reasoning forward in a clean sequence and end with a technical interpretation.

- Checkpoint: A strong checkpoint answer identifies bio-transport model comparison, builds a disciplined setup, and defends a final conclusion.

## Chapter homework

@@TOKEN\_0@@ Transport in Living Systems concentrates on mass-transport setup and bio-transport model comparison in the context of transport phenomena in biological and biomedical systems.

1. Complete a full transport in living systems problem centered on mass-transport setup. State the setup, the governing method, and the engineering conclusion you would defend.
2. Complete a full transport in living systems problem centered on bio-transport model comparison. State the setup, the governing method, and the engineering conclusion you would defend.
3. Complete a full transport in living systems problem centered on review strategy. State the setup, the governing method, and the engineering conclusion you would defend.
4. Complete a full transport in living systems problem centered on official assessment preparation. State the setup, the governing method, and the engineering conclusion you would defend.

Answers for these homework problems appear in the back-of-book answer key.

## Chapter summary and study notes

- Explain when mass-transport setup is the right tool and when it is not.
- Carry a full solution or analysis from setup to conclusion without skipping assumptions.
- Use notation, units, and technical language clearly enough for formal grading.

## Study tips

- Name the governing idea first: Mass-transport setup.
- Write down assumptions and constraints before pushing through calculations or design choices.
- End every serious solution with a technical interpretation, not only a final number or label.

## Common traps

- Jumping into symbol manipulation before the governing model is clear.
- Treating the procedure like a script instead of checking whether the assumptions still hold.
- Stopping at the answer line without explaining what the result means in context.

## Family-level errors to watch for

- Treating biology as vocabulary rather than mechanism.
- Ignoring scale, environment, or system boundary when building a model.
- Reporting a calculation without reconnecting it to the living system.

# Chapter 7

## Quiz review and official exam preparation

### Homework structure

- Homework Set 1: Foundations and governing ideas: 4 graded problems attached to chapter 1.
- Homework Set 2: Core methods and notation discipline: 4 graded problems attached to chapter 2.
- Homework Set 3: Extended methods and decision workflow: 4 graded problems attached to chapter 3.
- Homework Set 4: Applications and system interpretation: 4 graded problems attached to chapter 4.
- Homework Set 5: Integrated casework and professional communication: 4 graded problems attached to chapter 5.
- Homework Set 6: Cumulative review and official assessment: 4 graded problems attached to chapter 6.

### Quiz structure

- Quiz 1: Foundations and governing ideas and Core methods and notation discipline: 4 questions, timed, and single-attempt in the live course. Quiz 1 should be taken only after you can solve the chapter homework without outside prompts.
- Quiz 2: Extended methods and decision workflow and Applications and system interpretation: 4 questions, timed, and single-attempt in the live course. Quiz 2 should be taken only after you can solve the chapter homework without outside prompts.
- Quiz 3: Integrated casework and professional communication and Cumulative review and official assessment: 4 questions, timed, and single-attempt in the live course. Quiz 3 should be taken only after you can solve the chapter homework without outside prompts.

## Official mastery exam

- Transport in Living Systems cumulative mastery exam: 7 major questions, High rigor, first official attempt locks the course grade.

#### Transport in Living Systems cumulative mastery exam preparation checklist

- Review every lesson in Transport in Living Systems and be able to explain why each method is used, not only how it is executed.
- Practice complete written solutions, because Summit grades setup quality, assumptions, and interpretation directly.
- Use the guided practice and quizzes until you can explain the method flow without outside prompts.
- Expect the official exam to combine method choice, disciplined setup, and a defended conclusion in the same answer.

## How to use this book before assessment

- Read the relevant chapter and rebuild both worked examples without looking.
- Solve the guided practice in the chapter before attempting the graded homework.
- Check your chapter-homework answers only after you complete a full written attempt.
- Review the quiz answer key after each chapter block and classify your errors by concept, setup, algebra, or interpretation.
- Before the official exam, revisit the chapter purposes, homework corrections, and answer-key notes rather than rereading formulas only.

## Chapter 8

# Course vocabulary index

- @@TOKEN\_0@@: treat this as a working term in the course. You should be able to define it, recognize where it appears, and use it correctly in a solution or explanation.
- @@TOKEN\_0@@: treat this as a working term in the course. You should be able to define it, recognize where it appears, and use it correctly in a solution or explanation.
- @@TOKEN\_0@@: treat this as a working term in the course. You should be able to define it, recognize where it appears, and use it correctly in a solution or explanation.
- @@TOKEN\_0@@: treat this as a working term in the course. You should be able to define it, recognize where it appears, and use it correctly in a solution or explanation.
- @@TOKEN\_0@@: treat this as a working term in the course. You should be able to define it, recognize where it appears, and use it correctly in a solution or explanation.
- @@TOKEN\_0@@: treat this as a working term in the course. You should be able to define it, recognize where it appears, and use it correctly in a solution or explanation.
- @@TOKEN\_0@@: treat this as a working term in the course. You should be able to define it, recognize where it appears, and use it correctly in a solution or explanation.
- @@TOKEN\_0@@: treat this as a working term in the course. You should be able to define it, recognize where it appears, and use it correctly in a solution or explanation.
- @@TOKEN\_0@@: treat this as a working term in the course. You should be able to define it, recognize where it appears, and use it correctly in a solution or explanation.
- @@TOKEN\_0@@: treat this as a working term in the course. You should be able to define it, recognize where it appears, and use it correctly in a solution or explanation.
- @@TOKEN\_0@@: treat this as a working term in the course. You should be able to define it, recognize where it appears, and use it correctly in a solution or explanation.
- @@TOKEN\_0@@: treat this as a working term in the course. You should be able to define it, recognize where it appears, and use it correctly in a solution or explanation.
- @@TOKEN\_0@@: treat this as a working term in the course. You should be able to define it, recognize where it appears, and use it correctly in a solution or explanation.
- @@TOKEN\_0@@: treat this as a working term in the course. You should be able to define it, recognize where it appears, and use it correctly in a solution or explanation.

## Chapter 9

# Back-of-book answers and solution outlines

### Guided practice answer key

#### Chapter 1: Foundations and governing ideas

@@TOKEN\_0@@

1. Work a transport in living systems problem built around mass-transport setup. Explain the setup, the governing method, and the final conclusion you would defend.

- Checkpoint answer: A strong checkpoint answer identifies mass-transport setup, builds a disciplined setup, and defends a final conclusion. - Solution note: A complete solution begins from mass-transport setup, applies the correct course method, and closes with a written interpretation that explains why the result is reasonable.

1. Work a transport in living systems problem built around fluid and thermal transport reasoning. Explain the setup, the governing method, and the final conclusion you would defend.

- Checkpoint answer: A strong checkpoint answer identifies fluid and thermal transport reasoning, builds a disciplined setup, and defends a final conclusion. - Solution note: A complete solution begins from fluid and thermal transport reasoning, applies the correct course method, and closes with a written interpretation that explains why the result is reasonable.

1. Work a transport in living systems problem built around notation and conventions. Explain the setup, the governing method, and the final conclusion you would defend.

- Checkpoint answer: A strong checkpoint answer identifies notation and conventions, builds a disciplined setup, and defends a final conclusion. - Solution note: A complete solution begins from notation and conventions, applies the correct course method, and closes with a written interpretation that explains why the result is reasonable.

## #### Chapter 2: Core methods and notation discipline

@@TOKEN\_0@@

1. Work a transport in living systems problem built around fluid and thermal transport reasoning. Explain the setup, the governing method, and the final conclusion you would defend.

- Checkpoint answer: A strong checkpoint answer identifies fluid and thermal transport reasoning, builds a disciplined setup, and defends a final conclusion. - Solution note: A complete solution begins from fluid and thermal transport reasoning, applies the correct course method, and closes with a written interpretation that explains why the result is reasonable.

1. Work a transport in living systems problem built around dimensionless interpretation. Explain the setup, the governing method, and the final conclusion you would defend.

- Checkpoint answer: A strong checkpoint answer identifies dimensionless interpretation, builds a disciplined setup, and defends a final conclusion. - Solution note: A complete solution begins from dimensionless interpretation, applies the correct course method, and closes with a written interpretation that explains why the result is reasonable.

1. Work a transport in living systems problem built around structured workflow. Explain the setup, the governing method, and the final conclusion you would defend.

- Checkpoint answer: A strong checkpoint answer identifies structured workflow, builds a disciplined setup, and defends a final conclusion. - Solution note: A complete solution begins from structured workflow, applies the correct course method, and closes with a written interpretation that explains why the result is reasonable.

## #### Chapter 3: Extended methods and decision workflow

@@TOKEN\_0@@

1. Work a transport in living systems problem built around dimensionless interpretation. Explain the setup, the governing method, and the final conclusion you would defend.

- Checkpoint answer: A strong checkpoint answer identifies dimensionless interpretation, builds a disciplined setup, and defends a final conclusion. - Solution note: A complete solution begins from dimensionless interpretation, applies the correct course method, and closes with a written interpretation that explains why the result is reasonable.

1. Work a transport in living systems problem built around mass-transport setup. Explain the setup, the governing method, and the final conclusion you would defend.

- Checkpoint answer: A strong checkpoint answer identifies mass-transport setup, builds a disciplined setup, and defends a final conclusion. - Solution note: A complete solution begins from mass-transport setup, applies the correct course method, and closes with a written interpretation that explains why the result is reasonable.

1. Work a transport in living systems problem built around technical method extension. Explain the setup, the governing method, and the final conclusion you would defend.

- Checkpoint answer: A strong checkpoint answer identifies technical method extension, builds a disciplined setup, and defends a final conclusion. - Solution note: A complete solution begins from technical method extension, applies the correct course method, and closes with a written interpretation that explains why the result is reasonable.

#### Chapter 4: Applications and system interpretation

@@TOKEN\_0@@

1. Work a transport in living systems problem built around dimensionless interpretation. Explain the setup, the governing method, and the final conclusion you would defend.

- Checkpoint answer: A strong checkpoint answer identifies dimensionless interpretation, builds a disciplined setup, and defends a final conclusion. - Solution note: A complete solution begins from dimensionless interpretation, applies the correct course method, and closes with a written interpretation that explains why the result is reasonable.

1. Work a transport in living systems problem built around bio-transport model comparison. Explain the setup, the governing method, and the final conclusion you would defend.

- Checkpoint answer: A strong checkpoint answer identifies bio-transport model comparison, builds a disciplined setup, and defends a final conclusion. - Solution note: A complete solution begins from bio-transport model comparison, applies the correct course method, and closes with a written interpretation that explains why the result is reasonable.

1. Work a transport in living systems problem built around performance interpretation. Explain the setup, the governing method, and the final conclusion you would defend.

- Checkpoint answer: A strong checkpoint answer identifies performance interpretation, builds a disciplined setup, and defends a final conclusion. - Solution note: A complete solution begins from performance interpretation, applies the correct course method, and closes with a written interpretation that explains why the result is reasonable.

#### Chapter 5: Integrated casework and professional communication

@@TOKEN\_0@@

1. Work a transport in living systems problem built around bio-transport model comparison. Explain the setup, the governing method, and the final conclusion you would defend.

- Checkpoint answer: A strong checkpoint answer identifies bio-transport model comparison, builds a disciplined setup, and defends a final conclusion. - Solution note: A complete solution begins from bio-transport model comparison, applies the correct course method, and closes with a written interpretation that explains why the result is reasonable.

1. Work a transport in living systems problem built around fluid and thermal transport reasoning. Explain the setup, the governing method, and the final conclusion you would defend.

- Checkpoint answer: A strong checkpoint answer identifies fluid and thermal transport reasoning, builds a disciplined setup, and defends a final conclusion. - Solution note: A complete solution begins from fluid and thermal transport reasoning, applies the correct course method, and closes with a written interpretation that explains why the result is reasonable.

1. Work a transport in living systems problem built around technical communication. Explain the setup, the governing method, and the final conclusion you would defend.

- Checkpoint answer: A strong checkpoint answer identifies technical communication, builds a disciplined setup, and defends a final conclusion. - Solution note: A complete solution begins from technical communication, applies the correct course method, and closes with a written interpretation that explains why the result is reasonable.

#### Chapter 6: Cumulative review and official assessment

@@TOKEN\_0@@

1. Work a transport in living systems problem built around mass-transport setup. Explain the setup, the governing method, and the final conclusion you would defend.

- Checkpoint answer: A strong checkpoint answer identifies mass-transport setup, builds a disciplined setup, and defends a final conclusion. - Solution note: A complete solution begins from mass-transport setup, applies the correct course method, and closes with a written interpretation that explains why the result is reasonable.

1. Work a transport in living systems problem built around bio-transport model comparison. Explain the setup, the governing method, and the final conclusion you would defend.

- Checkpoint answer: A strong checkpoint answer identifies bio-transport model comparison, builds a disciplined setup, and defends a final conclusion. - Solution note: A complete solution begins from bio-transport model comparison, applies the correct course method, and closes with a written interpretation that explains why the result is reasonable.

1. Work a transport in living systems problem built around review strategy. Explain the setup, the governing method, and the final conclusion you would defend.

- Checkpoint answer: A strong checkpoint answer identifies review strategy, builds a disciplined setup, and defends a final conclusion. - Solution note: A complete solution begins from review strategy, applies the correct course method, and closes with a written interpretation that explains why the result is reasonable.

## Homework answer key

### #### Homework Set 1: Foundations and governing ideas

1. Complete a full transport in living systems problem centered on mass-transport setup. State the setup, the governing method, and the engineering conclusion you would defend.

- Answer / solution summary: A strong answer identifies the governing model for mass-transport setup, states assumptions explicitly, works through the key analytical steps, and closes with a technically defensible conclusion tied to the scenario.

1. Complete a full transport in living systems problem centered on fluid and thermal transport reasoning. State the setup, the governing method, and the engineering conclusion you would defend.

- Answer / solution summary: A strong answer identifies the governing model for fluid and thermal transport reasoning, states assumptions explicitly, works through the key analytical steps, and closes with a technically defensible conclusion tied to the scenario.

1. Complete a full transport in living systems problem centered on notation and conventions. State the setup, the governing method, and the engineering conclusion you would defend.

- Answer / solution summary: A strong answer identifies the governing model for notation and conventions, states assumptions explicitly, works through the key analytical steps, and closes with a technically defensible conclusion tied to the scenario.

1. Complete a full transport in living systems problem centered on baseline model setup. State the setup, the governing method, and the engineering conclusion you would defend.

- Answer / solution summary: A strong answer identifies the governing model for baseline model setup, states assumptions explicitly, works through the key analytical steps, and closes with a technically defensible conclusion tied to the scenario.

### #### Homework Set 2: Core methods and notation discipline

1. Complete a full transport in living systems problem centered on fluid and thermal transport reasoning. State the setup, the governing method, and the engineering conclusion you would defend.

- Answer / solution summary: A strong answer identifies the governing model for fluid and thermal transport reasoning, states assumptions explicitly, works through the key analytical steps, and closes with a technically defensible conclusion tied to the scenario.

1. Complete a full transport in living systems problem centered on dimensionless interpretation. State the setup, the governing method, and the engineering conclusion you would defend.

- Answer / solution summary: A strong answer identifies the governing model for dimensionless interpretation, states assumptions explicitly, works through the key analytical steps, and closes with a technically defensible conclusion tied to the scenario.

1. Complete a full transport in living systems problem centered on structured workflow. State the setup, the governing method, and the engineering conclusion you would defend.

- Answer / solution summary: A strong answer identifies the governing model for structured workflow, states assumptions explicitly, works through the key analytical steps, and closes with a technically defensible conclusion tied to the scenario.

1. Complete a full transport in living systems problem centered on assumption handling. State the setup, the governing method, and the engineering conclusion you would defend.

- Answer / solution summary: A strong answer identifies the governing model for assumption handling, states assumptions explicitly, works through the key analytical steps, and closes with a technically defensible conclusion tied to the scenario.

### #### Homework Set 3: Extended methods and decision workflow

1. Complete a full transport in living systems problem centered on dimensionless interpretation. State the setup, the governing method, and the engineering conclusion you would defend.

- Answer / solution summary: A strong answer identifies the governing model for dimensionless interpretation, states assumptions explicitly, works through the key analytical steps, and closes with a technically defensible conclusion tied to the scenario.

1. Complete a full transport in living systems problem centered on mass-transport setup. State the setup, the governing method, and the engineering conclusion you would defend.

- Answer / solution summary: A strong answer identifies the governing model for mass-transport setup, states assumptions explicitly, works through the key analytical steps, and closes with a technically defensible conclusion tied to the scenario.

1. Complete a full transport in living systems problem centered on technical method extension. State the setup, the governing method, and the engineering conclusion you would defend.

- Answer / solution summary: A strong answer identifies the governing model for technical method extension, states assumptions explicitly, works through the key analytical steps, and closes with a technically defensible conclusion tied to the scenario.

1. Complete a full transport in living systems problem centered on quality checks. State the setup, the governing method, and the engineering conclusion you would defend.

- Answer / solution summary: A strong answer identifies the governing model for quality checks, states assumptions explicitly, works through the key analytical steps, and closes with a technically defensible conclusion tied to the scenario.

#### #### Homework Set 4: Applications and system interpretation

1. Complete a full transport in living systems problem centered on dimensionless interpretation. State the setup, the governing method, and the engineering conclusion you would defend.

- Answer / solution summary: A strong answer identifies the governing model for dimensionless interpretation, states assumptions explicitly, works through the key analytical steps, and closes with a technically defensible conclusion tied to the scenario.

1. Complete a full transport in living systems problem centered on bio-transport model comparison. State the setup, the governing method, and the engineering conclusion you would defend.

- Answer / solution summary: A strong answer identifies the governing model for bio-transport model comparison, states assumptions explicitly, works through the key analytical steps, and closes with a technically defensible conclusion tied to the scenario.

1. Complete a full transport in living systems problem centered on performance interpretation. State the setup, the governing method, and the engineering conclusion you would defend.

- Answer / solution summary: A strong answer identifies the governing model for performance interpretation, states assumptions explicitly, works through the key analytical steps, and closes with a technically defensible conclusion tied to the scenario.

1. Complete a full transport in living systems problem centered on tradeoff reasoning. State the setup, the governing method, and the engineering conclusion you would defend.

- Answer / solution summary: A strong answer identifies the governing model for tradeoff reasoning, states assumptions explicitly, works through the key analytical steps, and closes with a technically defensible conclusion tied to the scenario.

#### #### Homework Set 5: Integrated casework and professional communication

1. Complete a full transport in living systems problem centered on bio-transport model comparison. State the setup, the governing method, and the engineering conclusion you would defend.

- Answer / solution summary: A strong answer identifies the governing model for bio-transport model comparison, states assumptions explicitly, works through the key analytical steps, and closes with a technically defensible conclusion tied to the scenario.

1. Complete a full transport in living systems problem centered on fluid and thermal transport reasoning. State the setup, the governing method, and the engineering conclusion you would defend.

- Answer / solution summary: A strong answer identifies the governing model for fluid and thermal transport reasoning, states assumptions explicitly, works through the key analytical steps, and closes with a technically defensible conclusion tied to the scenario.

1. Complete a full transport in living systems problem centered on technical communication. State the setup, the governing method, and the engineering conclusion you would defend.

- Answer / solution summary: A strong answer identifies the governing model for technical communication, states assumptions explicitly, works through the key analytical steps, and closes with a technically defensible conclusion tied to the scenario.

1. Complete a full transport in living systems problem centered on case-study integration. State the setup, the governing method, and the engineering conclusion you would defend.

- Answer / solution summary: A strong answer identifies the governing model for case-study integration, states assumptions explicitly, works through the key analytical steps, and closes with a technically defensible conclusion tied to the scenario.

#### Homework Set 6: Cumulative review and official assessment

1. Complete a full transport in living systems problem centered on mass-transport setup. State the setup, the governing method, and the engineering conclusion you would defend.

- Answer / solution summary: A strong answer identifies the governing model for mass-transport setup, states assumptions explicitly, works through the key analytical steps, and closes with a technically defensible conclusion tied to the scenario.

1. Complete a full transport in living systems problem centered on bio-transport model comparison. State the setup, the governing method, and the engineering conclusion you would defend.

- Answer / solution summary: A strong answer identifies the governing model for bio-transport model comparison, states assumptions explicitly, works through the key analytical steps, and closes with a technically defensible conclusion tied to the scenario.

1. Complete a full transport in living systems problem centered on review strategy. State the setup, the governing method, and the engineering conclusion you would defend.

- Answer / solution summary: A strong answer identifies the governing model for review strategy, states assumptions explicitly, works through the key analytical steps, and closes with a technically defensible conclusion tied to the scenario.

1. Complete a full transport in living systems problem centered on official assessment preparation. State the setup, the governing method, and the engineering conclusion you would defend.

- Answer / solution summary: A strong answer identifies the governing model for official assessment preparation, states assumptions explicitly, works through the key analytical steps, and closes with a technically defensible conclusion tied to the scenario.

## Quiz answer key

#### Quiz 1: Foundations and governing ideas and Core methods and notation discipline

1. Which topic is a direct priority inside Foundations and governing ideas?

- Answer key: Mass-transport setup. Mass-transport setup is named directly in the Foundations and governing ideas study block and is one of the required ideas for mastery in this course.

1. Which topic is a direct priority inside Foundations and governing ideas?

- Answer key: Fluid and thermal transport reasoning. Fluid and thermal transport reasoning is named directly in the Foundations and governing ideas study block and is one of the required ideas for mastery in this course.

1. Which topic is a direct priority inside Core methods and notation discipline?

- Answer key: Fluid and thermal transport reasoning. Fluid and thermal transport reasoning is named directly in the Core methods and notation discipline study block and is one of the required ideas for mastery in this course.

1. Which topic is a direct priority inside Core methods and notation discipline?

- Answer key: Dimensionless interpretation. Dimensionless interpretation is named directly in the Core methods and notation discipline study block and is one of the required ideas for mastery in this course.

#### Quiz 2: Extended methods and decision workflow and Applications and system interpretation

1. Which topic is a direct priority inside Extended methods and decision workflow?

- Answer key: Dimensionless interpretation. Dimensionless interpretation is named directly in the Extended methods and decision workflow study block and is one of the required ideas for mastery in this course.

1. Which topic is a direct priority inside Extended methods and decision workflow?

- Answer key: Mass-transport setup. Mass-transport setup is named directly in the Extended methods and decision workflow study block and is one of the required ideas for mastery in this course.

1. Which topic is a direct priority inside Applications and system interpretation?

- Answer key: Dimensionless interpretation. Dimensionless interpretation is named directly in the Applications and system interpretation study block and is one of the required ideas for mastery in this course.

1. Which topic is a direct priority inside Applications and system interpretation?

- Answer key: Bio-transport model comparison. Bio-transport model comparison is named directly in the Applications and system interpretation study block and is one of the required ideas for mastery in this course.

#### Quiz 3: Integrated casework and professional communication and Cumulative review and official assessment

1. Which topic is a direct priority inside Integrated casework and professional communication?

- Answer key: Bio-transport model comparison. Bio-transport model comparison is named directly in the Integrated casework and professional communication study block and is one of the required ideas for mastery in this course.

1. Which topic is a direct priority inside Integrated casework and professional communication?

- Answer key: Fluid and thermal transport reasoning. Fluid and thermal transport reasoning is named directly in the Integrated casework and professional communication study block and is one of the required ideas for mastery in this course.

1. Which topic is a direct priority inside Cumulative review and official assessment?

- Answer key: Mass-transport setup. Mass-transport setup is named directly in the Cumulative review and official assessment study block and is one of the required ideas for mastery in this course.

1. Which topic is a direct priority inside Cumulative review and official assessment?

- Answer key: Bio-transport model comparison. Bio-transport model comparison is named directly in the Cumulative review and official assessment study block and is one of the required ideas for mastery in this course.

## Mastery exam solution outlines

#### Transport in Living Systems cumulative mastery exam

1. Explain how mass-transport setup is used inside Transport in Living Systems to analyze or design around fluid and thermal transport reasoning. Give the method, the assumptions that matter, and the conclusion you would stand behind.

- What to show: The governing principle behind mass-transport setup; A disciplined setup for fluid and thermal transport reasoning; A clear engineering conclusion - Solution outline: A strong solution identifies the governing principle for mass-transport setup before jumping into algebra, computation, or design detail. The work should connect mass-transport setup to fluid and thermal transport reasoning with explicit assumptions, a defensible setup, and a technically clear conclusion.

1. Explain how fluid and thermal transport reasoning is used inside Transport in Living Systems to analyze or design around dimensionless interpretation. Give the method, the assumptions that matter, and the conclusion you would stand behind.

- What to show: The governing principle behind fluid and thermal transport reasoning; A disciplined setup for dimensionless interpretation; A clear engineering conclusion - Solution outline: A strong solution identifies the governing principle for fluid and thermal transport reasoning before jumping into algebra, computation, or design detail. The work should connect fluid and thermal transport reasoning to dimensionless interpretation with explicit assumptions, a defensible setup, and a technically clear conclusion.

1. Explain how dimensionless interpretation is used inside Transport in Living Systems to analyze or design around mass-transport setup. Give the method, the assumptions that matter, and the conclusion you would stand behind.

- What to show: The governing principle behind dimensionless interpretation; A disciplined setup for mass-transport setup; A clear engineering conclusion - Solution outline: A strong solution identifies the governing principle for dimensionless interpretation before jumping into algebra, computation, or design detail. The work should connect dimensionless interpretation to mass-transport setup with explicit assumptions, a defensible setup, and a technically clear conclusion.

1. Explain how dimensionless interpretation is used inside Transport in Living Systems to analyze or design around bio-transport model comparison. Give the method, the assumptions that matter, and the conclusion you would stand behind.

- What to show: The governing principle behind dimensionless interpretation; A disciplined setup for bio-transport model comparison; A clear engineering conclusion - Solution outline: A strong solution identifies the governing principle for dimensionless interpretation before jumping into algebra, computation, or design detail. The work should connect dimensionless interpretation to bio-transport model comparison with explicit assumptions, a defensible setup, and a technically clear conclusion.

1. Explain how bio-transport model comparison is used inside Transport in Living Systems to analyze or design around fluid and thermal transport reasoning. Give the method, the assumptions that matter, and the conclusion you would stand behind.

- What to show: The governing principle behind bio-transport model comparison; A disciplined setup for fluid and thermal transport reasoning; A clear engineering conclusion - Solution outline: A strong solution identifies the governing principle for bio-transport model comparison before jumping into algebra, computation, or design detail. The work should connect bio-transport model comparison to fluid and thermal transport reasoning with explicit assumptions, a defensible setup, and a technically clear conclusion.

1. Explain how mass-transport setup is used inside Transport in Living Systems to analyze or design around bio-transport model comparison. Give the method, the assumptions that matter, and the conclusion you would stand behind.

- What to show: The governing principle behind mass-transport setup; A disciplined setup for bio-transport model comparison; A clear engineering conclusion - Solution outline: A strong solution identifies the governing principle for mass-transport setup before jumping into algebra, computation, or design detail. The work should connect mass-transport setup to bio-transport model comparison with explicit assumptions, a defensible setup, and a technically clear conclusion.

1. Write a cumulative response that shows how a student in Transport in Living Systems should move from problem statement to defended result. Use the course outcomes to explain what high-quality work looks like.

- What to show: A staged engineering workflow; The assumptions or modeling choices that control the result; A defended final interpretation - Solution outline: A strong answer reflects the course outcome "Explain and use the core workflow behind transport phenomena in biological and biomedical systems." and explains how disciplined setup, method choice, and interpretation fit together. The response should describe a full workflow, not isolated vocabulary words.

## Reference note

For the full bibliography behind this textbook, use @@TOKEN\_0@@. The answer key in this book is Summit-authored and aligned to the live course runtime.