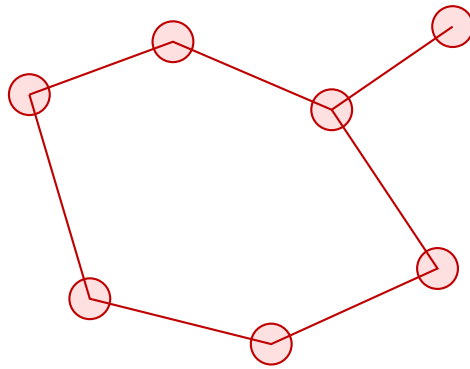


Summit AP CSP: AP Computer Science Principles

Summit fully illustrated textbook edition



Original Summit-authored instructional text generated from the live course runtime, bibliography layer, and assessment structure.

March 22, 2026

@@TOKEN_0@@ Summit first edition draft @@TOKEN_1@@ high-school @@TOKEN_2@@ 1
@@TOKEN_3@@ 14 weeks @@TOKEN_4@@ 6-7 hours each week

Originality note

This textbook is a Summit-authored instructional text. It is informed by the course bibliography in @@TOKEN_0@@ and by open academic references used elsewhere in Summit, but it does not copy or restate any single commercial textbook.

How this textbook was built

This book was generated from the live Summit course runtime for AP Computer Science Principles: the syllabus, lesson sequence, reading chapters, guided practice, homework sets, quizzes, mastery exam, and workload standard. The design goal is to give a student a usable, course-complete book while preserving original Summit wording and sequencing.

AP Computer Science Principles is Summit’s AP-level sequence for students preparing for demanding college-style reading, problem solving, writing, and external exam conditions.

Exam-prep chapters should translate content knowledge into timed judgment, retrieval, error analysis, and strategic pacing.

This volume is structured as a teaching book rather than a bare note pack. Every chapter contains explanation, worked examples, guided practice, chapter homework, and a rear answer key so the student can study independently and still get disciplined feedback.

Course use guide

- Read one chapter at a time in sequence; each chapter is aligned to a live lesson block in the course workspace.
- Rebuild the worked examples before attempting the graded homework or quiz material.
- Keep a scratch notebook beside the text and write down assumptions, diagrams, and the points where you usually get stuck.
- Use the course tutor, guided practice, and homework only after you can explain the chapter in your own words.

Contents

Originality note	ii
How this textbook was built	iii
Course use guide	iv
Course map	vi
Prerequisite and readiness position	vii
Semester workload standard	viii
Reference basis	ix
1 Chapter 1 Conceptual foundation	1
2 Chapter 2 Analysis and method	6
3 Chapter 3 Application and evidence	11
4 Chapter 4 AP exam rehearsal	16
5 Quiz review and official exam preparation	21
6 Course vocabulary index	23
7 Back-of-book answers and solution outlines	24

Course map

- 4 live lesson chapters
- 4 graded homework checkpoints
- 2 timed quizzes
- 1 cumulative mastery exam
- 4 declared course outcomes

Prerequisite and readiness position

Course prerequisites: hs-digital-literacy-citizenship.

Semester workload standard

Summit runtime workload label: 6-7 hours each week.

Reference basis

Primary synthesis anchors from the bibliography for this course (50 listed references total):

1. Think Python
2. Data Structures and Algorithms in Python
3. Clean Code
4. Software Engineering
5. Database System Concepts
6. Programming for Engineers
7. Matlab Programming for Engineers (Ise)
8. C Programming: The Essentials for Engineers and Scientists

Chapter 1

Chapter 1 Conceptual foundation

Chapter purpose

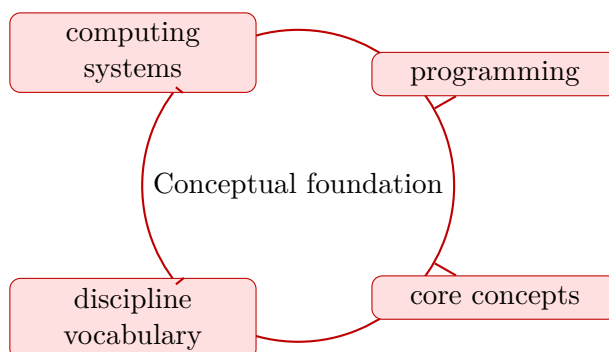
Establish the essential vocabulary, frameworks, and baseline content knowledge for AP Computer Science Principles.

This chapter sits at the opening of AP Computer Science Principles. It develops computing systems, programming, core concepts, and discipline vocabulary so that the student can move from explanation to execution without losing the thread of the course.

This chapter is not only about what to know; it is about how to show that knowledge reliably under test conditions. The text therefore combines content review with process habits such as pacing, triage, notation discipline, and post-question correction.

Core ideas

- computing systems
- programming
- core concepts
- discipline vocabulary



How to think through this chapter

Method in this family starts with identifying the prompt type, deciding how much time the question deserves, and selecting the fastest defensible path. Students should always review wrong answers for pattern, not just for the one missed fact.

When working this chapter, keep the following question active: @@@@TOKEN_0@@@ A good student answer should connect setup, assumptions, and conclusion instead of only chasing a final number or sentence.

Establish the essential vocabulary, frameworks, and baseline content knowledge for AP Computer Science Principles.

Why Conceptual foundation matters in AP Computer Science Principles

Conceptual foundation is not just another topic block. It is where students learn to organize their thinking so that computing systems becomes a deliberate tool instead of a memorized step list.

Summit treats this lesson as applied reasoning: students should be able to say what the model is doing, what assumptions it needs, and why the conclusion would hold up under review.

How strong students move through this material

The strongest approach is to begin with the governing idea, then connect it to the problem setup, and only then carry out the detailed work. In this lesson that usually means centering computing systems before letting algebra, computation, or design detail take over.

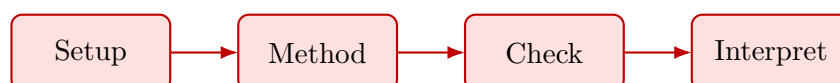
When programming enters the picture, the student should already know what variables, constraints, or interpretations matter. That prevents the work from collapsing into disconnected steps.

What to watch for when the work gets harder

core concepts usually separate surface familiarity from real mastery. This is where students need to slow down, keep notation disciplined, and explain why the method choice still fits the problem.

A top-quality solution is not just correct. It is organized, explicit about assumptions, and clear enough that another engineer or instructor could audit the logic without guessing what was meant.

Worked example



@@TOKEN_0@@ Outline a complete ap computer science principles approach that uses computing systems to reason through programming.

1. Start by identifying the governing principle behind computing systems and state the assumptions that make it valid in this setting.
2. Define the variables, coordinate choices, constraints, or design criteria that control programming.
3. Carry the method through in a disciplined sequence, showing where computing systems shapes the setup and intermediate steps.
4. Close with an engineering interpretation that explains what the result means and why the conclusion is reasonable.

Read this example twice: once for the flow of ideas and once for the technical structure of the solution.

Worked-through guided example

@@TOKEN_0@@ Work a ap computer science principles problem built around computing systems. Explain the setup, the governing method, and the final conclusion you would defend.

1. State why computing systems is the controlling idea in this problem.
2. List the variables, assumptions, and governing relationships before trying to solve.
3. Carry the reasoning forward in a clean sequence and end with a technical interpretation.

A complete solution begins from computing systems, applies the correct course method, and closes with a written interpretation that explains why the result is reasonable.

Instructor commentary

Students should annotate this chapter for structure, not just facts. Mark where the argument changes direction, where the method requires a hidden assumption, and where the conclusion becomes more general than the worked example. If the chapter feels easy while you are reading it but difficult when you close the page, you have not yet converted recognition into mastery.

The right pattern is learn, retrieve, time yourself, review errors, and then repeat on a mixed set.

Practice while you read

Conceptual foundation guided practice

Establish the essential vocabulary, frameworks, and baseline content knowledge for AP Computer Science Principles.

@@TOKEN_0@@ Work a ap computer science principles problem built around computing systems. Explain the setup, the governing method, and the final conclusion you would defend.

- Hint: Return to the key idea computing systems and identify what assumptions, variables, or constraints must be fixed before you work forward.
- Step 1: State why computing systems is the controlling idea in this problem.
- Step 2: List the variables, assumptions, and governing relationships before trying to solve.
- Step 3: Carry the reasoning forward in a clean sequence and end with a technical interpretation.
- Checkpoint: A strong checkpoint answer identifies computing systems, builds a disciplined setup, and defends a final conclusion.

@@TOKEN_0@@ Work a ap computer science principles problem built around programming. Explain the setup, the governing method, and the final conclusion you would defend.

- Hint: Return to the key idea programming and identify what assumptions, variables, or constraints must be fixed before you work forward.
- Step 1: State why programming is the controlling idea in this problem.
- Step 2: List the variables, assumptions, and governing relationships before trying to solve.
- Step 3: Carry the reasoning forward in a clean sequence and end with a technical interpretation.
- Checkpoint: A strong checkpoint answer identifies programming, builds a disciplined setup, and defends a final conclusion.

Chapter homework

@@TOKEN_0@@ Establish the essential vocabulary, frameworks, and baseline content knowledge for AP Computer Science Principles.

1. Complete a full ap computer science principles problem centered on computing systems. State the setup, the governing method, and the engineering conclusion you would defend.
2. Complete a full ap computer science principles problem centered on programming. State the setup, the governing method, and the engineering conclusion you would defend.
3. Complete a full ap computer science principles problem centered on core concepts. State the setup, the governing method, and the engineering conclusion you would defend.
4. Complete a full ap computer science principles problem centered on discipline vocabulary. State the setup, the governing method, and the engineering conclusion you would defend.

Answers for these homework problems appear in the back-of-book answer key.

Chapter summary and study notes

- Explain when computing systems is the right tool and when it is not.
- Carry a full solution or analysis from setup to conclusion without skipping assumptions.
- Use notation, units, and technical language clearly enough for formal grading.

Study tips

- Name the governing idea first: computing systems.
- Write down assumptions and constraints before pushing through calculations or design choices.
- End every serious solution with a technical interpretation, not only a final number or label.

Common traps

- Jumping into symbol manipulation before the governing model is clear.
- Treating the procedure like a script instead of checking whether the assumptions still hold.
- Stopping at the answer line without explaining what the result means in context.

Family-level errors to watch for

- Practicing only untimed and mistaking familiarity for readiness.
- Reviewing missed questions passively instead of classifying the error.
- Failing to develop a repeatable pacing and triage routine.

Chapter 2

Chapter 2 Analysis and method

Chapter purpose

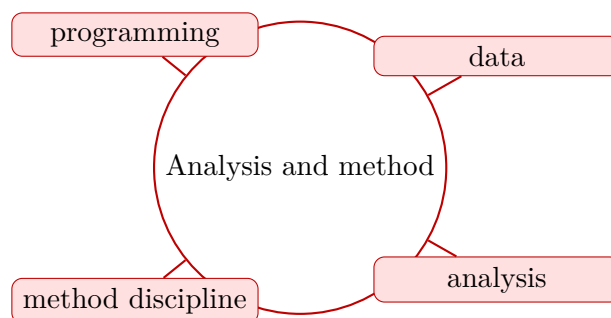
Train students to reason through AP-style prompts with discipline-specific methods rather than shallow recall.

This chapter sits in the middle of AP Computer Science Principles. It develops programming, data, analysis, and method discipline so that the student can move from explanation to execution without losing the thread of the course.

This chapter is not only about what to know; it is about how to show that knowledge reliably under test conditions. The text therefore combines content review with process habits such as pacing, triage, notation discipline, and post-question correction.

Core ideas

- programming
- data
- analysis
- method discipline



How to think through this chapter

Method in this family starts with identifying the prompt type, deciding how much time the question deserves, and selecting the fastest defensible path. Students should always review wrong answers for pattern, not just for the one missed fact.

When working this chapter, keep the following question active: @@TOKEN_0@@ A good student answer should connect setup, assumptions, and conclusion instead of only chasing a final number or sentence.

Train students to reason through AP-style prompts with discipline-specific methods rather than shallow recall.

Why Analysis and method matters in AP Computer Science Principles

Analysis and method is not just another topic block. It is where students learn to organize their thinking so that programming becomes a deliberate tool instead of a memorized step list.

Summit treats this lesson as applied reasoning: students should be able to say what the model is doing, what assumptions it needs, and why the conclusion would hold up under review.

How strong students move through this material

The strongest approach is to begin with the governing idea, then connect it to the problem setup, and only then carry out the detailed work. In this lesson that usually means centering programming before letting algebra, computation, or design detail take over.

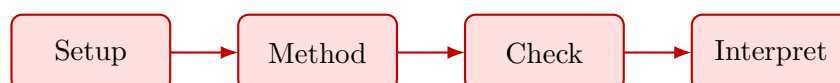
When data enters the picture, the student should already know what variables, constraints, or interpretations matter. That prevents the work from collapsing into disconnected steps.

What to watch for when the work gets harder

analysis usually separate surface familiarity from real mastery. This is where students need to slow down, keep notation disciplined, and explain why the method choice still fits the problem.

A top-quality solution is not just correct. It is organized, explicit about assumptions, and clear enough that another engineer or instructor could audit the logic without guessing what was meant.

Worked example



@@TOKEN_0@@ Outline a complete ap computer science principles approach that uses programming to reason through data.

1. Start by identifying the governing principle behind programming and state the assumptions that make it valid in this setting.
2. Define the variables, coordinate choices, constraints, or design criteria that control data.
3. Carry the method through in a disciplined sequence, showing where programming shapes the setup and intermediate steps.
4. Close with an engineering interpretation that explains what the result means and why the conclusion is reasonable.

Read this example twice: once for the flow of ideas and once for the technical structure of the solution.

Worked-through guided example

@@TOKEN_0@@ Work a ap computer science principles problem built around programming. Explain the setup, the governing method, and the final conclusion you would defend.

1. State why programming is the controlling idea in this problem.
2. List the variables, assumptions, and governing relationships before trying to solve.
3. Carry the reasoning forward in a clean sequence and end with a technical interpretation.

A complete solution begins from programming, applies the correct course method, and closes with a written interpretation that explains why the result is reasonable.

Instructor commentary

Students should annotate this chapter for structure, not just facts. Mark where the argument changes direction, where the method requires a hidden assumption, and where the conclusion becomes more general than the worked example. If the chapter feels easy while you are reading it but difficult when you close the page, you have not yet converted recognition into mastery.

The right pattern is learn, retrieve, time yourself, review errors, and then repeat on a mixed set.

Practice while you read

Analysis and method guided practice

Train students to reason through AP-style prompts with discipline-specific methods rather than shallow recall.

@@TOKEN_0@@ Work a ap computer science principles problem built around programming. Explain the setup, the governing method, and the final conclusion you would defend.

- Hint: Return to the key idea programming and identify what assumptions, variables, or constraints must be fixed before you work forward.
- Step 1: State why programming is the controlling idea in this problem.
- Step 2: List the variables, assumptions, and governing relationships before trying to solve.
- Step 3: Carry the reasoning forward in a clean sequence and end with a technical interpretation.
- Checkpoint: A strong checkpoint answer identifies programming, builds a disciplined setup, and defends a final conclusion.

@@TOKEN_0@@ Work a ap computer science principles problem built around data. Explain the setup, the governing method, and the final conclusion you would defend.

- Hint: Return to the key idea data and identify what assumptions, variables, or constraints must be fixed before you work forward.
- Step 1: State why data is the controlling idea in this problem.
- Step 2: List the variables, assumptions, and governing relationships before trying to solve.
- Step 3: Carry the reasoning forward in a clean sequence and end with a technical interpretation.
- Checkpoint: A strong checkpoint answer identifies data, builds a disciplined setup, and defends a final conclusion.

Chapter homework

@@TOKEN_0@@ Train students to reason through AP-style prompts with discipline-specific methods rather than shallow recall.

1. Complete a full ap computer science principles problem centered on programming. State the setup, the governing method, and the engineering conclusion you would defend.
2. Complete a full ap computer science principles problem centered on data. State the setup, the governing method, and the engineering conclusion you would defend.
3. Complete a full ap computer science principles problem centered on analysis. State the setup, the governing method, and the engineering conclusion you would defend.
4. Complete a full ap computer science principles problem centered on method discipline. State the setup, the governing method, and the engineering conclusion you would defend.

Answers for these homework problems appear in the back-of-book answer key.

Chapter summary and study notes

- Explain when programming is the right tool and when it is not.
- Carry a full solution or analysis from setup to conclusion without skipping assumptions.
- Use notation, units, and technical language clearly enough for formal grading.

Study tips

- Name the governing idea first: programming.
- Write down assumptions and constraints before pushing through calculations or design choices.
- End every serious solution with a technical interpretation, not only a final number or label.

Common traps

- Jumping into symbol manipulation before the governing model is clear.
- Treating the procedure like a script instead of checking whether the assumptions still hold.
- Stopping at the answer line without explaining what the result means in context.

Family-level errors to watch for

- Practicing only untimed and mistaking familiarity for readiness.
- Reviewing missed questions passively instead of classifying the error.
- Failing to develop a repeatable pacing and triage routine.

Chapter 3

Chapter 3 Application and evidence

Chapter purpose

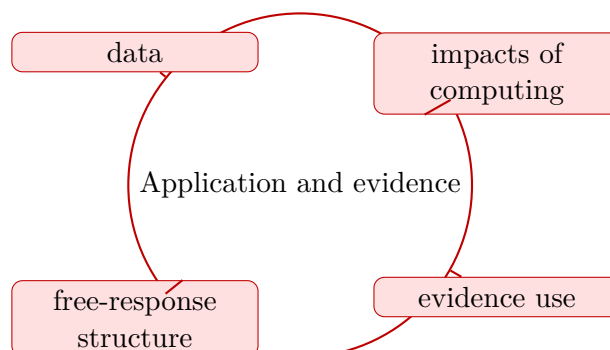
Move from concept recognition into full argument, problem solving, or evidence use under genuine AP-level expectations.

This chapter sits in the middle of AP Computer Science Principles. It develops data, impacts of computing, evidence use, and free-response structure so that the student can move from explanation to execution without losing the thread of the course.

This chapter is not only about what to know; it is about how to show that knowledge reliably under test conditions. The text therefore combines content review with process habits such as pacing, triage, notation discipline, and post-question correction.

Core ideas

- data
- impacts of computing
- evidence use
- free-response structure



How to think through this chapter

Method in this family starts with identifying the prompt type, deciding how much time the question deserves, and selecting the fastest defensible path. Students should always review wrong answers for pattern, not just for the one missed fact.

When working this chapter, keep the following question active: @@TOKEN_0@@ A good student answer should connect setup, assumptions, and conclusion instead of only chasing a final number or sentence.

Move from concept recognition into full argument, problem solving, or evidence use under genuine AP-level expectations.

Why Application and evidence matters in AP Computer Science Principles

Application and evidence is not just another topic block. It is where students learn to organize their thinking so that data becomes a deliberate tool instead of a memorized step list.

Summit treats this lesson as applied reasoning: students should be able to say what the model is doing, what assumptions it needs, and why the conclusion would hold up under review.

How strong students move through this material

The strongest approach is to begin with the governing idea, then connect it to the problem setup, and only then carry out the detailed work. In this lesson that usually means centering data before letting algebra, computation, or design detail take over.

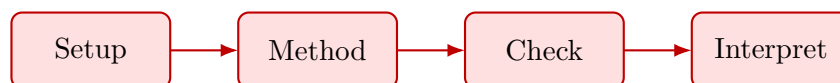
When impacts of computing enters the picture, the student should already know what variables, constraints, or interpretations matter. That prevents the work from collapsing into disconnected steps.

What to watch for when the work gets harder

evidence use usually separate surface familiarity from real mastery. This is where students need to slow down, keep notation disciplined, and explain why the method choice still fits the problem.

A top-quality solution is not just correct. It is organized, explicit about assumptions, and clear enough that another engineer or instructor could audit the logic without guessing what was meant.

Worked example



@@TOKEN_0@@ Outline a complete ap computer science principles approach that uses data to reason through impacts of computing.

1. Start by identifying the governing principle behind data and state the assumptions that make it valid in this setting.
2. Define the variables, coordinate choices, constraints, or design criteria that control impacts of computing.
3. Carry the method through in a disciplined sequence, showing where data shapes the setup and intermediate steps.
4. Close with an engineering interpretation that explains what the result means and why the conclusion is reasonable.

Read this example twice: once for the flow of ideas and once for the technical structure of the solution.

Worked-through guided example

@@TOKEN_0@@ Work a ap computer science principles problem built around data. Explain the setup, the governing method, and the final conclusion you would defend.

1. State why data is the controlling idea in this problem.
2. List the variables, assumptions, and governing relationships before trying to solve.
3. Carry the reasoning forward in a clean sequence and end with a technical interpretation.

A complete solution begins from data, applies the correct course method, and closes with a written interpretation that explains why the result is reasonable.

Instructor commentary

Students should annotate this chapter for structure, not just facts. Mark where the argument changes direction, where the method requires a hidden assumption, and where the conclusion becomes more general than the worked example. If the chapter feels easy while you are reading it but difficult when you close the page, you have not yet converted recognition into mastery.

The right pattern is learn, retrieve, time yourself, review errors, and then repeat on a mixed set.

Practice while you read

Application and evidence guided practice

Move from concept recognition into full argument, problem solving, or evidence use under genuine AP-level expectations.

@@TOKEN_0@@ Work a ap computer science principles problem built around data. Explain the setup, the governing method, and the final conclusion you would defend.

- Hint: Return to the key idea data and identify what assumptions, variables, or constraints must be fixed before you work forward.
- Step 1: State why data is the controlling idea in this problem.
- Step 2: List the variables, assumptions, and governing relationships before trying to solve.
- Step 3: Carry the reasoning forward in a clean sequence and end with a technical interpretation.
- Checkpoint: A strong checkpoint answer identifies data, builds a disciplined setup, and defends a final conclusion.

@@TOKEN_0@@ Work a ap computer science principles problem built around impacts of computing. Explain the setup, the governing method, and the final conclusion you would defend.

- Hint: Return to the key idea impacts of computing and identify what assumptions, variables, or constraints must be fixed before you work forward.
- Step 1: State why impacts of computing is the controlling idea in this problem.
- Step 2: List the variables, assumptions, and governing relationships before trying to solve.
- Step 3: Carry the reasoning forward in a clean sequence and end with a technical interpretation.
- Checkpoint: A strong checkpoint answer identifies impacts of computing, builds a disciplined setup, and defends a final conclusion.

Chapter homework

@@TOKEN_0@@ Move from concept recognition into full argument, problem solving, or evidence use under genuine AP-level expectations.

1. Complete a full ap computer science principles problem centered on data. State the setup, the governing method, and the engineering conclusion you would defend.
2. Complete a full ap computer science principles problem centered on impacts of computing. State the setup, the governing method, and the engineering conclusion you would defend.
3. Complete a full ap computer science principles problem centered on evidence use. State the setup, the governing method, and the engineering conclusion you would defend.

4. Complete a full ap computer science principles problem centered on free-response structure. State the setup, the governing method, and the engineering conclusion you would defend.

Answers for these homework problems appear in the back-of-book answer key.

Chapter summary and study notes

- Explain when data is the right tool and when it is not.
- Carry a full solution or analysis from setup to conclusion without skipping assumptions.
- Use notation, units, and technical language clearly enough for formal grading.

Study tips

- Name the governing idea first: data.
- Write down assumptions and constraints before pushing through calculations or design choices.
- End every serious solution with a technical interpretation, not only a final number or label.

Common traps

- Jumping into symbol manipulation before the governing model is clear.
- Treating the procedure like a script instead of checking whether the assumptions still hold.
- Stopping at the answer line without explaining what the result means in context.

Family-level errors to watch for

- Practicing only untimed and mistaking familiarity for readiness.
- Reviewing missed questions passively instead of classifying the error.
- Failing to develop a repeatable pacing and triage routine.

Chapter 4

Chapter 4 AP exam rehearsal

Chapter purpose

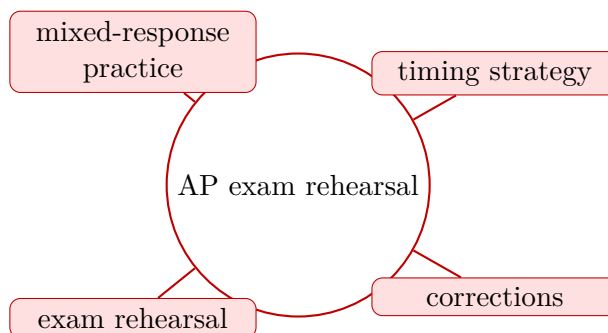
Translate the whole course into exam conditions with mixed-response practice, corrections, and a Summit mastery exam.

This chapter sits at the end of AP Computer Science Principles. It develops mixed-response practice, timing strategy, corrections, and exam rehearsal so that the student can move from explanation to execution without losing the thread of the course.

This chapter is not only about what to know; it is about how to show that knowledge reliably under test conditions. The text therefore combines content review with process habits such as pacing, triage, notation discipline, and post-question correction.

Core ideas

- mixed-response practice
- timing strategy
- corrections
- exam rehearsal



How to think through this chapter

Method in this family starts with identifying the prompt type, deciding how much time the question deserves, and selecting the fastest defensible path. Students should always review wrong answers for pattern, not just for the one missed fact.

When working this chapter, keep the following question active: @@TOKEN_0@@ A good student answer should connect setup, assumptions, and conclusion instead of only chasing a final number or sentence.

Translate the whole course into exam conditions with mixed-response practice, corrections, and a Summit mastery exam.

Why AP exam rehearsal matters in AP Computer Science Principles

AP exam rehearsal is not just another topic block. It is where students learn to organize their thinking so that mixed-response practice becomes a deliberate tool instead of a memorized step list.

Summit treats this lesson as applied reasoning: students should be able to say what the model is doing, what assumptions it needs, and why the conclusion would hold up under review.

How strong students move through this material

The strongest approach is to begin with the governing idea, then connect it to the problem setup, and only then carry out the detailed work. In this lesson that usually means centering mixed-response practice before letting algebra, computation, or design detail take over.

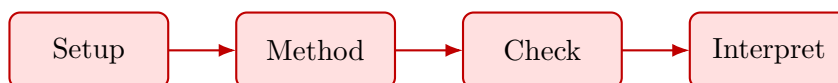
When timing strategy enters the picture, the student should already know what variables, constraints, or interpretations matter. That prevents the work from collapsing into disconnected steps.

What to watch for when the work gets harder

corrections usually separate surface familiarity from real mastery. This is where students need to slow down, keep notation disciplined, and explain why the method choice still fits the problem.

A top-quality solution is not just correct. It is organized, explicit about assumptions, and clear enough that another engineer or instructor could audit the logic without guessing what was meant.

Worked example



@@TOKEN_0@@ Outline a complete ap computer science principles approach that uses mixed-response practice to reason through timing strategy.

1. Start by identifying the governing principle behind mixed-response practice and state the assumptions that make it valid in this setting.
2. Define the variables, coordinate choices, constraints, or design criteria that control timing strategy.
3. Carry the method through in a disciplined sequence, showing where mixed-response practice shapes the setup and intermediate steps.
4. Close with an engineering interpretation that explains what the result means and why the conclusion is reasonable.

Read this example twice: once for the flow of ideas and once for the technical structure of the solution.

Worked-through guided example

@@TOKEN_0@@ Work a ap computer science principles problem built around mixed-response practice. Explain the setup, the governing method, and the final conclusion you would defend.

1. State why mixed-response practice is the controlling idea in this problem.
2. List the variables, assumptions, and governing relationships before trying to solve.
3. Carry the reasoning forward in a clean sequence and end with a technical interpretation.

A complete solution begins from mixed-response practice, applies the correct course method, and closes with a written interpretation that explains why the result is reasonable.

Instructor commentary

Students should annotate this chapter for structure, not just facts. Mark where the argument changes direction, where the method requires a hidden assumption, and where the conclusion becomes more general than the worked example. If the chapter feels easy while you are reading it but difficult when you close the page, you have not yet converted recognition into mastery.

The right pattern is learn, retrieve, time yourself, review errors, and then repeat on a mixed set.

Practice while you read

AP exam rehearsal guided practice

Translate the whole course into exam conditions with mixed-response practice, corrections, and a Summit mastery exam.

@@TOKEN_0@@ Work a ap computer science principles problem built around mixed-response practice. Explain the setup, the governing method, and the final conclusion you would defend.

- Hint: Return to the key idea mixed-response practice and identify what assumptions, variables, or constraints must be fixed before you work forward.
- Step 1: State why mixed-response practice is the controlling idea in this problem.
- Step 2: List the variables, assumptions, and governing relationships before trying to solve.
- Step 3: Carry the reasoning forward in a clean sequence and end with a technical interpretation.
- Checkpoint: A strong checkpoint answer identifies mixed-response practice, builds a disciplined setup, and defends a final conclusion.

@@TOKEN_0@@ Work a ap computer science principles problem built around timing strategy. Explain the setup, the governing method, and the final conclusion you would defend.

- Hint: Return to the key idea timing strategy and identify what assumptions, variables, or constraints must be fixed before you work forward.
- Step 1: State why timing strategy is the controlling idea in this problem.
- Step 2: List the variables, assumptions, and governing relationships before trying to solve.
- Step 3: Carry the reasoning forward in a clean sequence and end with a technical interpretation.
- Checkpoint: A strong checkpoint answer identifies timing strategy, builds a disciplined setup, and defends a final conclusion.

Chapter homework

@@TOKEN_0@@ Translate the whole course into exam conditions with mixed-response practice, corrections, and a Summit mastery exam.

1. Complete a full ap computer science principles problem centered on mixed-response practice. State the setup, the governing method, and the engineering conclusion you would defend.
2. Complete a full ap computer science principles problem centered on timing strategy. State the setup, the governing method, and the engineering conclusion you would defend.
3. Complete a full ap computer science principles problem centered on corrections. State the setup, the governing method, and the engineering conclusion you would defend.

4. Complete a full ap computer science principles problem centered on exam rehearsal. State the setup, the governing method, and the engineering conclusion you would defend.

Answers for these homework problems appear in the back-of-book answer key.

Chapter summary and study notes

- Explain when mixed-response practice is the right tool and when it is not.
- Carry a full solution or analysis from setup to conclusion without skipping assumptions.
- Use notation, units, and technical language clearly enough for formal grading.

Study tips

- Name the governing idea first: mixed-response practice.
- Write down assumptions and constraints before pushing through calculations or design choices.
- End every serious solution with a technical interpretation, not only a final number or label.

Common traps

- Jumping into symbol manipulation before the governing model is clear.
- Treating the procedure like a script instead of checking whether the assumptions still hold.
- Stopping at the answer line without explaining what the result means in context.

Family-level errors to watch for

- Practicing only untimed and mistaking familiarity for readiness.
- Reviewing missed questions passively instead of classifying the error.
- Failing to develop a repeatable pacing and triage routine.

Chapter 5

Quiz review and official exam preparation

Homework structure

- Homework Set 1: Conceptual foundation: 4 graded problems attached to chapter 1.
- Homework Set 2: Analysis and method: 4 graded problems attached to chapter 2.
- Homework Set 3: Application and evidence: 4 graded problems attached to chapter 3.
- Homework Set 4: AP exam rehearsal: 4 graded problems attached to chapter 4.

Quiz structure

- Quiz 1: Conceptual foundation and Analysis and method: 4 questions, timed, and single-attempt in the live course. Quiz 1 should be taken only after you can solve the chapter homework without outside prompts.
- Quiz 2: Application and evidence and AP exam rehearsal: 4 questions, timed, and single-attempt in the live course. Quiz 2 should be taken only after you can solve the chapter homework without outside prompts.

Official mastery exam

- AP Computer Science Principles cumulative mastery exam: 5 major questions, High rigor, first official attempt locks the course grade.

AP Computer Science Principles cumulative mastery exam preparation checklist

- Review every lesson in AP Computer Science Principles and be able to explain why each method is used, not only how it is executed.

- Practice complete written solutions, because Summit grades setup quality, assumptions, and interpretation directly.
- Use the guided practice and quizzes until you can explain the method flow without outside prompts.
- Expect the official exam to combine method choice, disciplined setup, and a defended conclusion in the same answer.

How to use this book before assessment

- Read the relevant chapter and rebuild both worked examples without looking.
- Solve the guided practice in the chapter before attempting the graded homework.
- Check your chapter-homework answers only after you complete a full written attempt.
- Review the quiz answer key after each chapter block and classify your errors by concept, setup, algebra, or interpretation.
- Before the official exam, revisit the chapter purposes, homework corrections, and answer-key notes rather than rereading formulas only.

Chapter 6

Course vocabulary index

- @@TOKEN_0@@: treat this as a working term in the course. You should be able to define it, recognize where it appears, and use it correctly in a solution or explanation.
- @@TOKEN_0@@: treat this as a working term in the course. You should be able to define it, recognize where it appears, and use it correctly in a solution or explanation.
- @@TOKEN_0@@: treat this as a working term in the course. You should be able to define it, recognize where it appears, and use it correctly in a solution or explanation.
- @@TOKEN_0@@: treat this as a working term in the course. You should be able to define it, recognize where it appears, and use it correctly in a solution or explanation.
- @@TOKEN_0@@: treat this as a working term in the course. You should be able to define it, recognize where it appears, and use it correctly in a solution or explanation.
- @@TOKEN_0@@: treat this as a working term in the course. You should be able to define it, recognize where it appears, and use it correctly in a solution or explanation.
- @@TOKEN_0@@: treat this as a working term in the course. You should be able to define it, recognize where it appears, and use it correctly in a solution or explanation.
- @@TOKEN_0@@: treat this as a working term in the course. You should be able to define it, recognize where it appears, and use it correctly in a solution or explanation.
- @@TOKEN_0@@: treat this as a working term in the course. You should be able to define it, recognize where it appears, and use it correctly in a solution or explanation.
- @@TOKEN_0@@: treat this as a working term in the course. You should be able to define it, recognize where it appears, and use it correctly in a solution or explanation.
- @@TOKEN_0@@: treat this as a working term in the course. You should be able to define it, recognize where it appears, and use it correctly in a solution or explanation.
- @@TOKEN_0@@: treat this as a working term in the course. You should be able to define it, recognize where it appears, and use it correctly in a solution or explanation.
- @@TOKEN_0@@: treat this as a working term in the course. You should be able to define it, recognize where it appears, and use it correctly in a solution or explanation.
- @@TOKEN_0@@: treat this as a working term in the course. You should be able to define it, recognize where it appears, and use it correctly in a solution or explanation.

Chapter 7

Back-of-book answers and solution outlines

Guided practice answer key

Chapter 1: Conceptual foundation

@@TOKEN_0@@

1. Work a ap computer science principles problem built around computing systems. Explain the setup, the governing method, and the final conclusion you would defend.

- Checkpoint answer: A strong checkpoint answer identifies computing systems, builds a disciplined setup, and defends a final conclusion. - Solution note: A complete solution begins from computing systems, applies the correct course method, and closes with a written interpretation that explains why the result is reasonable.

1. Work a ap computer science principles problem built around programming. Explain the setup, the governing method, and the final conclusion you would defend.

- Checkpoint answer: A strong checkpoint answer identifies programming, builds a disciplined setup, and defends a final conclusion. - Solution note: A complete solution begins from programming, applies the correct course method, and closes with a written interpretation that explains why the result is reasonable.

1. Work a ap computer science principles problem built around core concepts. Explain the setup, the governing method, and the final conclusion you would defend.

- Checkpoint answer: A strong checkpoint answer identifies core concepts, builds a disciplined setup, and defends a final conclusion. - Solution note: A complete solution begins from core concepts, applies the correct course method, and closes with a written interpretation that explains why the result is reasonable.

Chapter 2: Analysis and method

@@TOKEN_0@@

1. Work a ap computer science principles problem built around programming. Explain the setup, the governing method, and the final conclusion you would defend.

- Checkpoint answer: A strong checkpoint answer identifies programming, builds a disciplined setup, and defends a final conclusion. - Solution note: A complete solution begins from programming, applies the correct course method, and closes with a written interpretation that explains why the result is reasonable.

1. Work a ap computer science principles problem built around data. Explain the setup, the governing method, and the final conclusion you would defend.

- Checkpoint answer: A strong checkpoint answer identifies data, builds a disciplined setup, and defends a final conclusion. - Solution note: A complete solution begins from data, applies the correct course method, and closes with a written interpretation that explains why the result is reasonable.

1. Work a ap computer science principles problem built around analysis. Explain the setup, the governing method, and the final conclusion you would defend.

- Checkpoint answer: A strong checkpoint answer identifies analysis, builds a disciplined setup, and defends a final conclusion. - Solution note: A complete solution begins from analysis, applies the correct course method, and closes with a written interpretation that explains why the result is reasonable.

Chapter 3: Application and evidence

@@TOKEN_0@@

1. Work a ap computer science principles problem built around data. Explain the setup, the governing method, and the final conclusion you would defend.

- Checkpoint answer: A strong checkpoint answer identifies data, builds a disciplined setup, and defends a final conclusion. - Solution note: A complete solution begins from data, applies the correct course method, and closes with a written interpretation that explains why the result is reasonable.

1. Work a ap computer science principles problem built around impacts of computing. Explain the setup, the governing method, and the final conclusion you would defend.

- Checkpoint answer: A strong checkpoint answer identifies impacts of computing, builds a disciplined setup, and defends a final conclusion. - Solution note: A complete solution begins from impacts of computing, applies the correct course method, and closes with a written interpretation that explains why the result is reasonable.

1. Work a ap computer science principles problem built around evidence use. Explain the setup, the governing method, and the final conclusion you would defend.

- Checkpoint answer: A strong checkpoint answer identifies evidence use, builds a disciplined setup, and defends a final conclusion. - Solution note: A complete solution begins from evidence use, applies the correct course method, and closes with a written interpretation that explains why the result is reasonable.

Chapter 4: AP exam rehearsal

@@TOKEN_0@@

1. Work a ap computer science principles problem built around mixed-response practice. Explain the setup, the governing method, and the final conclusion you would defend.

- Checkpoint answer: A strong checkpoint answer identifies mixed-response practice, builds a disciplined setup, and defends a final conclusion. - Solution note: A complete solution begins from mixed-response practice, applies the correct course method, and closes with a written interpretation that explains why the result is reasonable.

1. Work a ap computer science principles problem built around timing strategy. Explain the setup, the governing method, and the final conclusion you would defend.

- Checkpoint answer: A strong checkpoint answer identifies timing strategy, builds a disciplined setup, and defends a final conclusion. - Solution note: A complete solution begins from timing strategy, applies the correct course method, and closes with a written interpretation that explains why the result is reasonable.

1. Work a ap computer science principles problem built around corrections. Explain the setup, the governing method, and the final conclusion you would defend.

- Checkpoint answer: A strong checkpoint answer identifies corrections, builds a disciplined setup, and defends a final conclusion. - Solution note: A complete solution begins from corrections, applies the correct course method, and closes with a written interpretation that explains why the result is reasonable.

Homework answer key

Homework Set 1: Conceptual foundation

1. Complete a full ap computer science principles problem centered on computing systems. State the setup, the governing method, and the engineering conclusion you would defend.

- Answer / solution summary: A strong answer identifies the governing model for computing systems, states assumptions explicitly, works through the key analytical steps, and closes with a technically defensible conclusion tied to the scenario.

1. Complete a full ap computer science principles problem centered on programming. State the setup, the governing method, and the engineering conclusion you would defend.

- Answer / solution summary: A strong answer identifies the governing model for programming, states assumptions explicitly, works through the key analytical steps, and closes with a technically defensible conclusion tied to the scenario.

1. Complete a full ap computer science principles problem centered on core concepts. State the setup, the governing method, and the engineering conclusion you would defend.

- Answer / solution summary: A strong answer identifies the governing model for core concepts, states assumptions explicitly, works through the key analytical steps, and closes with a technically defensible conclusion tied to the scenario.

1. Complete a full ap computer science principles problem centered on discipline vocabulary. State the setup, the governing method, and the engineering conclusion you would defend.

- Answer / solution summary: A strong answer identifies the governing model for discipline vocabulary, states assumptions explicitly, works through the key analytical steps, and closes with a technically defensible conclusion tied to the scenario.

Homework Set 2: Analysis and method

1. Complete a full ap computer science principles problem centered on programming. State the setup, the governing method, and the engineering conclusion you would defend.

- Answer / solution summary: A strong answer identifies the governing model for programming, states assumptions explicitly, works through the key analytical steps, and closes with a technically defensible conclusion tied to the scenario.

1. Complete a full ap computer science principles problem centered on data. State the setup, the governing method, and the engineering conclusion you would defend.

- Answer / solution summary: A strong answer identifies the governing model for data, states assumptions explicitly, works through the key analytical steps, and closes with a technically defensible conclusion tied to the scenario.

1. Complete a full ap computer science principles problem centered on analysis. State the setup, the governing method, and the engineering conclusion you would defend.

- Answer / solution summary: A strong answer identifies the governing model for analysis, states assumptions explicitly, works through the key analytical steps, and closes with a technically defensible conclusion tied to the scenario.

1. Complete a full ap computer science principles problem centered on method discipline. State the setup, the governing method, and the engineering conclusion you would defend.

- Answer / solution summary: A strong answer identifies the governing model for method discipline, states assumptions explicitly, works through the key analytical steps, and closes with a technically defensible conclusion tied to the scenario.

Homework Set 3: Application and evidence

1. Complete a full ap computer science principles problem centered on data. State the setup, the governing method, and the engineering conclusion you would defend.

- Answer / solution summary: A strong answer identifies the governing model for data, states assumptions explicitly, works through the key analytical steps, and closes with a technically defensible conclusion tied to the scenario.

1. Complete a full ap computer science principles problem centered on impacts of computing. State the setup, the governing method, and the engineering conclusion you would defend.

- Answer / solution summary: A strong answer identifies the governing model for impacts of computing, states assumptions explicitly, works through the key analytical steps, and closes with a technically defensible conclusion tied to the scenario.

1. Complete a full ap computer science principles problem centered on evidence use. State the setup, the governing method, and the engineering conclusion you would defend.

- Answer / solution summary: A strong answer identifies the governing model for evidence use, states assumptions explicitly, works through the key analytical steps, and closes with a technically defensible conclusion tied to the scenario.

1. Complete a full ap computer science principles problem centered on free-response structure. State the setup, the governing method, and the engineering conclusion you would defend.

- Answer / solution summary: A strong answer identifies the governing model for free-response structure, states assumptions explicitly, works through the key analytical steps, and closes with a technically defensible conclusion tied to the scenario.

Homework Set 4: AP exam rehearsal

1. Complete a full ap computer science principles problem centered on mixed-response practice. State the setup, the governing method, and the engineering conclusion you would defend.

- Answer / solution summary: A strong answer identifies the governing model for mixed-response practice, states assumptions explicitly, works through the key analytical steps, and closes with a technically defensible conclusion tied to the scenario.

1. Complete a full ap computer science principles problem centered on timing strategy. State the setup, the governing method, and the engineering conclusion you would defend.

- Answer / solution summary: A strong answer identifies the governing model for timing strategy, states assumptions explicitly, works through the key analytical steps, and closes with a technically defensible conclusion tied to the scenario.

1. Complete a full ap computer science principles problem centered on corrections. State the setup, the governing method, and the engineering conclusion you would defend.

- Answer / solution summary: A strong answer identifies the governing model for corrections, states assumptions explicitly, works through the key analytical steps, and closes with a technically defensible conclusion tied to the scenario.

1. Complete a full ap computer science principles problem centered on exam rehearsal. State the setup, the governing method, and the engineering conclusion you would defend.

- Answer / solution summary: A strong answer identifies the governing model for exam rehearsal, states assumptions explicitly, works through the key analytical steps, and closes with a technically defensible conclusion tied to the scenario.

Quiz answer key

Quiz 1: Conceptual foundation and Analysis and method

1. Which topic is a direct priority inside Conceptual foundation?

- Answer key: computing systems. computing systems is named directly in the Conceptual foundation study block and is one of the required ideas for mastery in this course.

1. Which topic is a direct priority inside Conceptual foundation?

- Answer key: programming. programming is named directly in the Conceptual foundation study block and is one of the required ideas for mastery in this course.

1. Which topic is a direct priority inside Analysis and method?

- Answer key: programming. programming is named directly in the Analysis and method study block and is one of the required ideas for mastery in this course.

1. Which topic is a direct priority inside Analysis and method?

- Answer key: data. data is named directly in the Analysis and method study block and is one of the required ideas for mastery in this course.

Quiz 2: Application and evidence and AP exam rehearsal

1. Which topic is a direct priority inside Application and evidence?

- Answer key: data. data is named directly in the Application and evidence study block and is one of the required ideas for mastery in this course.

1. Which topic is a direct priority inside Application and evidence?

- Answer key: impacts of computing. impacts of computing is named directly in the Application and evidence study block and is one of the required ideas for mastery in this course.

1. Which topic is a direct priority inside AP exam rehearsal?

- Answer key: mixed-response practice. mixed-response practice is named directly in the AP exam rehearsal study block and is one of the required ideas for mastery in this course.

1. Which topic is a direct priority inside AP exam rehearsal?

- Answer key: timing strategy. timing strategy is named directly in the AP exam rehearsal study block and is one of the required ideas for mastery in this course.

Mastery exam solution outlines

AP Computer Science Principles cumulative mastery exam

1. Explain how computing systems is used inside AP Computer Science Principles to analyze or design around programming. Give the method, the assumptions that matter, and the conclusion you would stand behind.

- What to show: The governing principle behind computing systems; A disciplined setup for programming; A clear engineering conclusion - Solution outline: A strong solution identifies the governing principle for computing systems before jumping into algebra, computation, or design detail. The work should connect computing systems to programming with explicit assumptions, a defensible setup, and a technically clear conclusion.

1. Explain how programming is used inside AP Computer Science Principles to analyze or design around data. Give the method, the assumptions that matter, and the conclusion you would stand behind.

- What to show: The governing principle behind programming; A disciplined setup for data; A clear engineering conclusion - Solution outline: A strong solution identifies the governing principle for programming before jumping into algebra, computation, or design detail. The work should connect programming to data with explicit assumptions, a defensible setup, and a technically clear conclusion.

1. Explain how data is used inside AP Computer Science Principles to analyze or design around impacts of computing. Give the method, the assumptions that matter, and the conclusion you would stand behind.

- What to show: The governing principle behind data; A disciplined setup for impacts of computing; A clear engineering conclusion - Solution outline: A strong solution identifies the governing principle for data before jumping into algebra, computation, or design detail. The work should connect data to impacts of computing with explicit assumptions, a defensible setup, and a technically clear conclusion.

1. Explain how mixed-response practice is used inside AP Computer Science Principles to analyze or design around timing strategy. Give the method, the assumptions that matter, and the conclusion you would stand behind.

- What to show: The governing principle behind mixed-response practice; A disciplined setup for timing strategy; A clear engineering conclusion - Solution outline: A strong solution identifies the governing principle for mixed-response practice before jumping into algebra, computation, or design detail. The work should connect mixed-response practice to timing strategy with explicit assumptions, a defensible setup, and a technically clear conclusion.

1. Write a cumulative response that shows how a student in AP Computer Science Principles should move from problem statement to defended result. Use the course outcomes to explain what high-quality work looks like.

- What to show: A staged engineering workflow; The assumptions or modeling choices that control the result; A defended final interpretation - Solution outline: A strong answer reflects the course outcome "Demonstrate control over computing systems and programming inside AP Computer Science Principles." and explains how disciplined setup, method choice, and interpretation fit together. The response should describe a full workflow, not isolated vocabulary words.

Reference note

For the full bibliography behind this textbook, use @@TOKEN_0@@. The answer key in this book is Summit-authored and aligned to the live course runtime.